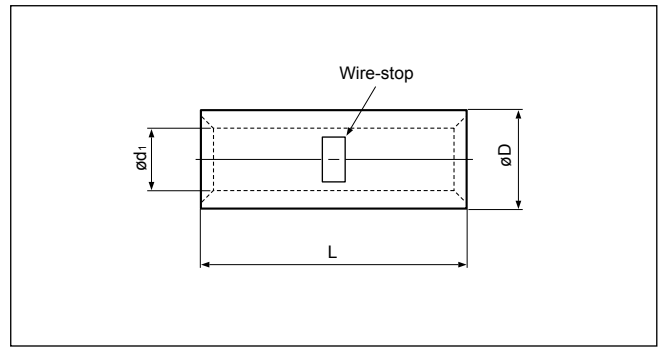


Solderless splices

**BUTT**

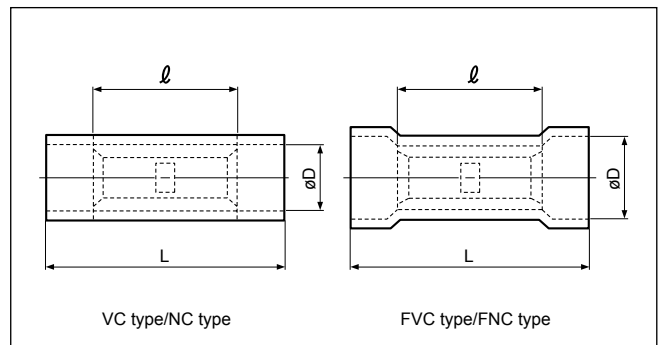



**Non-insulated**

Certificate No.: E42024 LR20812

Applicable Wire AWG#(mm <sup>2</sup> )	Part No.	Standard	Dimensions mm (in.)			Tool No.												Qty/box						
			L	ø D	ø d <sub>1</sub>	YHT-2210	YHT-8S	YA-1	YA-2	YA-4	YA-5	YPT-60N	YPT-150-1	BCT-0514L	BCT-860L	BCT-8150L	E-4, YF-1 EP-1		YET-150-1	YET-300-1	E-4, YF-1			
22 to 16 (0.25 to 1.65)	<b>C-1.25</b>		15.0 (.591)	3.3 (.130)	1.7 (.067)	0	0	0	0														1,000	
16 to 14 (1.04 to 2.63)	<b>C-2</b>		15.0 (.591)	4.1 (.161)	2.3 (.091)	0	0	0	0															
12 to 10 (2.63 to 6.64)	<b>C-5.5</b>		15.0 (.591)	5.4 (.213)	3.4 (.134)	0	0	0	0															
8 (6.64 to 10.52)	<b>C-8</b>		21.0 (.827)	7.0 (.276)	4.5 (.177)	0				0	0	0	0	0	0	0	0	0	0	0	0	0	0	500
6 (10.52 to 16.78)	<b>C-14</b>		26.0(1.024)	8.9 (.350)	5.8 (.228)						0	0	0	0	0	0	0	0	0	0	0	0	0	200
4 (16.78 to 26.66)	<b>C-22</b>		29.0(1.142)	11.3 (.445)	7.7 (.303)							0	0	0		0	0	0	0	0	0	0	0	100
2 (26.66 to 42.42)	<b>C-38</b>		32.0(1.260)	13.2 (.520)	9.4 (.370)							0	0	0		0	0	0	0	0	0	0	0	
1/0 (42.42 to 60.57)	<b>C-60</b>		36.0(1.417)	15.3 (.602)	11.4 (.449)							0	0	0		0	0	0	0	0	0	0	0	50
2/0 (60.57 to 76.28)	<b>C-70</b>		37.0(1.457)	17.5 (.689)	13.3 (.524)								0	0		0	0	0	0	0	0	0	0	
3/0 (76.28 to 96.3)	<b>C-80</b>		38.0(1.496)	19.5 (.768)	14.5 (.571)									0		0	0	0	0	0	0	0	0	25
4/0 (96.3 to 117.2)	<b>C-100</b>		38.0(1.496)	22.1 (.870)	16.4 (.646)										0	0	0	0	0	0	0	0	0	
250 to 300MCM (117.2 to 152.05)	<b>C-150</b>		54.0(2.126)	26.4(1.039)	19.5 (.768)											0	0	0	0	0	0	0	0	20
350MCM (152.05 to 192.6)	<b>C-180</b>		57.0(2.244)	28.5(1.122)	21.0 (.827)																0	0	0	
400MCM (192.6 to 242.27)	<b>C-200</b>		63.0(2.480)	32.4(1.276)	24.0 (.945)																	0	0	10
N.A. (250)	<b>C-250</b>		63.0(2.480)	35.0(1.378)	26.0(1.024)																	0	0	
600 to 650MCM (242.27 to 325)	<b>C-325</b>			72.0(2.835)	37.0(1.457)	28.0(1.102)																0	0	

Note:1) Delivery lead times may vary depending on the product. Contact JST for details.



**Vinyl or Nylon insulated**

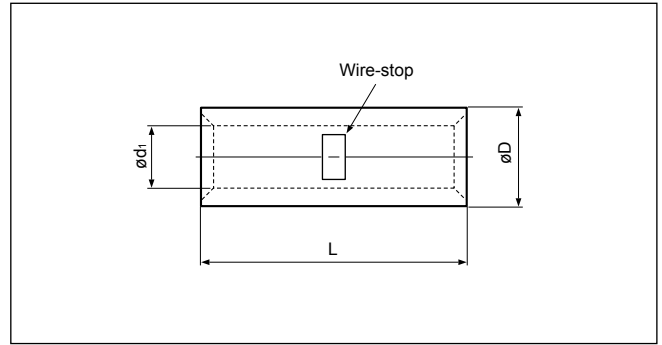
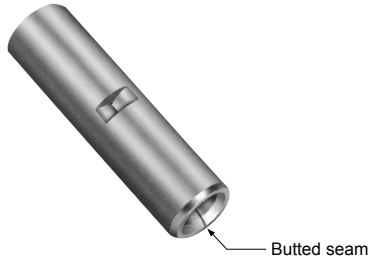
Certificate No.: E42024 LR20812

Applicable Wire AWG#(mm <sup>2</sup> )	Part No.		Standard	Dimensions mm (in.)			Color	Tool No.						Qty/box			
	Vinyl	Nylon		L	ℓ	øD		YNT-2216	YNT-1614	YNT-1210S	YA-1	YA-2	YA-4	BCT-0514L	Vinyl	Nylon	
22 to 16 *(0.25 to 1.65)	<b>VC-1.25</b>	<b>NC-1.25</b>		22.7 (.894)	15.0 (.591)	3.2 (.126)	Red	0		0	0	0	0	0	0	1,000	500
	<b>FVC-1.25</b>	<b>FNC-1.25</b>				4.0 (.157)											
16 to 14 (1.04 to 2.63)	<b>VC-2</b>	<b>NC-2</b>		22.7 (.894)	15.0 (.591)	3.9 (.154)	Blue	0		0	0	0	0	0	0	1,000	500
	<b>FVC-2</b>	<b>FNC-2</b>				4.5 (.177)											
12 to 10 (2.63 to 6.64)	<b>VC-5.5</b>	<b>NC-5.5</b>		26.7(1.051)	15.0 (.591)	5.4 (.213)	Yellow	0		0	0	0	0	0	500	500	
	<b>FVC-5.5</b>	<b>FNC-5.5</b>				6.8 (.268)											

Note:1) \*The crimping will be more secure if the total cross-sectional area of the wire is at least 0.5 mm<sup>2</sup>.  
 Examples : If the cross-sectional area of the wire is 0.3 mm<sup>2</sup>, fold the wire in two when crimping the terminal.  
 If the cross-sectional area of the wire is 0.5 mm<sup>2</sup>, crimp the terminal onto the wire as it is.  
 2) Delivery lead times may vary depending on the product. Contact JST for details.

## Solderless splices

# BUTT



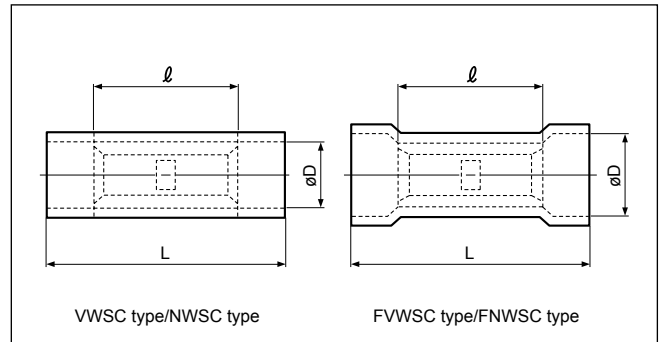

### Non-insulated

Certificate No.: E42024 LR20812

Applicable Wire AWG#(mm <sup>2</sup> )	Part No.	Standard	Dimensions mm (in.)			Tool No.					Qty/box	
			L	ø D	ø d <sub>1</sub>	YHT-2210	YA-1	YA-2	YA-4	BCT-0514L		
22 to 16 (0.25 to 1.65)	WSC-1.25		15.0 (.591)	3.3 (.130)	1.7 (.067)	o	o	o	o	o	1,000	
16 to 14 (1.04 to 2.63)	WSC-2		15.0 (.591)	4.0 (.157)	2.3 (.091)	o	o	o	o	o		
12 to 10 (2.63 to 6.64)	WSC-5.5		15.0 (.591)	5.5 (.217)	3.4 (.134)	o	o	o	o	o		

Note:1) These products have a butted seam.

2) Delivery lead times may vary depending on the product. Contact JST for details.



### Vinyl or Nylon insulated

Certificate No.: E42024 LR20812

Applicable Wire AWG#(mm <sup>2</sup> )	Part No.		Standard	Dimensions mm (in.)			Color	Tool No.						Qty/box	
	Vinyl	Nylon		L	l	ø D		YNT-2216	YNT-1614	YNT-1210S	YA-1	YA-2	YA-4	BCT-0514L	Vinyl
22 to 16 *(0.25 to 1.65)	VWSC-1.25	NWSC-1.25		22.7 (.894)	15.0 (.591)	3.2 (.126)	o			o	o	o	o	1,000	500
	FVWSC-1.25	FNWSC-1.25				4.0 (.157)									
16 to 14 (1.04 to 2.63)	VWSC-2	NWSC-2		22.7 (.894)	15.0 (.591)	3.9 (.154)		o	o	o	o	o	1,000	500	
	FVWSC-2	FNWSC-2				4.5 (.177)									500
12 to 10 (2.63 to 6.64)	VWSC-5.5	NWSC-5.5		26.7(1.051)	15.0 (.591)	5.4 (.213)		o			o		500	500	
	FVWSC-5.5	FNWSC-5.5				6.8 (.268)									250

Note:1) These products have a butted seam.

2) \*The crimping will be more secure if the total cross-sectional area of the wire is at least 0.5 mm<sup>2</sup>.

Examples: If the cross-sectional area of the wire is 0.3 mm<sup>2</sup>, fold the wire in two when crimping the terminal.

If the cross-sectional area of the wire is 0.5 mm<sup>2</sup>, crimp the terminal onto the wire as it is.

3) Delivery lead times may vary depending on the product. Contact JST for details.