


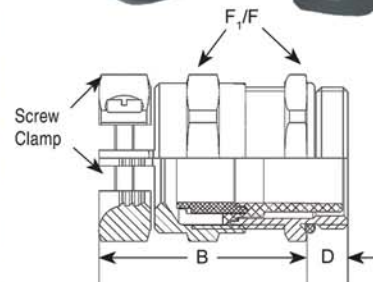
Nylon Liquid Tight Strain Relief Fittings Clamp High Performance - PG & Metric Threads



Extra Pull-Out Resistant Strain Relief Fittings with Clamp

Liquid Tight Strain Relief Fitting with Anodized Aluminum Clamp for Extra Pull-out Resistance!

Part Numbers	Cable Range	Thread Type & Size	Dimensions in Inches (mm)			
			A	B	D	F ₁ /F
	- 4 °F to 158 °F (- 20 °C to 70 °C)	See page 49 for thread specs	Clearance Hole + .01" (+.25 mm)	Body Length	Thread Length	Wrench Flats
	Inches (mm)					
CD09AA-CP	.16 - .31 (4 - 8)	PG 9	.60 (15.2)	1.14 (29)	.59 (15)	.75 (19)
CD11AA-CP	.24 - .39 (6 - 10)	PG 11	.73 (18.5)	1.28 (32.5)	.59 (15)	.87 (22)
CD13AA-CP	.24 - .47 (6 - 12)	PG 13 / 13.5	.80 (20.3)	1.40 (35.5)	.59 (15)	.94 (24)
CD16AA-CP	.39 - .55 (10 - 14)	PG 16	.89 (22.5)	1.48 (37.5)	.39 (10)	1.06 (27)
CD21AA-CP	.51 - .71 (13 - 18)	PG 21	1.12 (28.4)	1.61 (41)	.43 (11)	1.30 (33)
CD29AA-CP	.71 - .98 (18 - 25)	PG 29	1.47 (37.3)	1.93 (49)	.43 (11)	1.65 (42)
CD36AA-CP	.87 - 1.26 (22 - 32)	PG 36	1.85 (47)	2.28 (58)	.51 (13)	2.09 (53)
CD42AA-CP	1.26 - 1.50 (32 - 38)	PG 42	2.13 (54.1)	2.42 (61.5)	.51 (13)	2.36 (60)
CD48AA-CP	1.46 - 1.73 (37 - 44)	PG 48	2.34 (59.4)	2.44 (62)	.55 (14)	2.56 (65)
CD16MA-CP	.16 - .31 (4 - 8)	M16 x 1.5	.63 (16)	1.14 (29)	.59 (15)	.75 (19)
CD20MA-CP	.24 - .47 (6 - 12)	M20 x 1.5	.79 (20)	1.40 (35.5)	.59 (15)	.94 (24)
CD25MA-CP	.51 - .71 (13 - 18)	M25 x 1.5	.98 (25)	1.61 (41)	.43 (11)	1.30 (33)
CD32MA-CP	.71 - .98 (18 - 25)	M32 x 1.5	1.26 (32)	1.93 (49)	.43 (11)	1.65 (42)
CD40MA-CP	.87 - 1.26 (22 - 32)	M40 x 1.5	1.57 (40)	2.28 (58)	.51 (13)	2.09 (53)
CD50MA-CP	1.26 - 1.50 (32 - 38)	M50 x 1.5	1.97 (50)	2.42 (61.5)	.51 (13)	2.36 (60)
CD63MA-CP	1.46 - 1.73 (37 - 44)	M63 x 1.5	2.48 (63)	2.44 (62)	.55 (14)	2.56 (65) / 2.68 (68)



*Includes Buna-N O-Ring

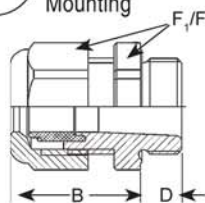
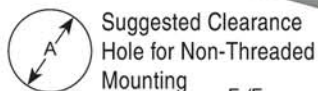
Nylon Liquid Tight Strain Relief Fittings ROMEX® - PG/NPT/Metric Threads





Strain Relief Fittings with Inserts for Flat Cables and ASI-BUS Cables.

These form seals are also available with Strain Relief Fittings made of other materials. (Nickel Plated Brass, Stainless Steel, etc.)

Dome Fittings also available with the following approvals:



Romex® Strain Relief Fittings for Flat Cable

Part Numbers	Thread Type & Size	Slot Size	Dimensions in Inches (mm)				
			A	B	D	F ₁ /F	
-40 °F to 212 °F (-40 °C to 100 °C)	See page 49 for thread specs		Clearance Hole + .01" (+.25 mm)	Body Length	Thread Length	Wrench Flats	
 Black			 Gray				
CD13AS-A1*	-	PG 13 / 13.5	.17 x .41 (4.2 x 10.4)	.80 (20.3)	1.06 (27)	.35 (9)	.94 (24)
CD16AS-01	CD16AS-02	PG 16	.24 x .55 (6 x 14)	.89 (22.5)	1.10 (28)	.39 (10)	1.06 (27)
CD16AS-03	CD16AS-04		.20 x .45 (5 x 11.5)				
CD16AS-05	CD16AS-06		.28 x .47 (7 x 12)				
CD21AS-01	CD21AS-02	PG 21	.24 x .55 (6 x 14)	1.12 (28.4)	1.22 (31)	.43 (11)	1.30 (33)
CD21AS-03	CD21AS-04		.28 x .55 (7 x 14)				
CD13NS-A1*	-	1/2"-E NPT	.17 x .41 (4.2 x 10.4)	.83 (21.1)	1.06 (27)	.51 (13)	.94 (24)
CD16NS-01	CD16NS-02		.24 x .55 (6 x 14)				
CD16NS-03	CD16NS-04		.20 x .45 (5 x 11.5)				
CD16NS-05	CD16NS-06	3/4" NPT	.28 x .47 (7 x 12)	1.05 (26.7)	1.22 (31)	.55 (14)	1.30 (33)
CD21NS-01	CD21NS-02		.24 x .55 (6 x 14)				
CD21NS-03	CD21NS-04		.28 x .55 (7 x 14)				
CD29NS-01	-	1" NPT	.31 x .87 (8 x 22)	1.35 (34.3)	1.54 (39)	.75 (19)	1.65 (42)
CD20MS-A1*	-	M20 x 1.5	.17 x .41 (4.2 x 10.4)	.79 (20)	1.06 (27)	.35 (9)	.94 (24)
CD20MS-01	CD20MS-02		.24 x .55 (6 x 14)				
CD20MS-03	CD20MS-04		.20 x .45 (5 x 11.5)				
CD20MS-05	CD20MS-06	M25 x 1.5	.28 x .47 (7 x 12)	.79 (20)	1.10 (28)	.35 (9)	1.06 (27)
CD25MS-01	CD25MS-02		.24 x .55 (6 x 14)				
CD25MS-03	CD25MS-04		.28 x .55 (7 x 14)				

UL pertains to the standard body, not including FLAKA (Romex®) Insert.

FLAKA (for Romex style cable) HSK-K 1/2"-E are UL listed.

To meet UL, only Romex style cable (flat top and bottom) can be used with this style Strain Relief (no Zip Cable, no Ribbon cable, etc.)

Romex® fittings are also available in PG 29, PG 36, PG 42, PG 48.

Romex® is a federally registered trademark of Southwire Company.

*Note: UL f1 rating applies to Black Nylon Fittings only. * Insert for ASI-BUS Cables

For Material Specifications and Approval Information, please refer to page 45.