





# Liquid Tight Straight Strain Relief Fittings Metric Threads – Nylon



UL/CSA  
VDE  
CAGE  
PATENT  
E103997  
074032  
71339  
ZERO UE11  
4145075


PART NUMBERS				CABLE RANGE	THREAD TYPE AND SIZE For thread specs see page 29	DIMENSIONS INCHES (MM)				
Dome Fittings 		Flex Fittings 				A Clearance Hole +.010" +.25 mm 0 0"	B Body Length Dome	C Body Length Flex	D Thread Length	F <sub>1</sub> /F Wrenching Flats 
Black	Gray	Black	Gray	inches (mm)						
CD12MA-BK	CD12MA-GY	CF12MA-BK	CF12MA-GY	.11 - .26 (3 - 6.5)	M12 x 1,5	.47 (12)	.83 (21)	2.13 (54)	.31 (8)	.59 (15)
CD12MR-BK	CD12MR-GY	CF12MR-BK	CF12MR-GY	.08 - .20 (2 - 5)						
CD16MA-BK	CD16MA-GY	CF16MA-BK	CF16MA-GY	.16 - .31 (4 - 8)	M16 x 1,5	.63 (16)	.87 (22)	2.48 (63)	.31 (8)	.75 (19)
CD16MR-BK	CD16MR-GY	CF16MR-BK	CF16MR-GY	.08 - .24 (2 - 6)						
CD17MA-BK	CD17MA-GY	CF17MA-BK	CF17MA-GY	.20 - .39 (5 - 10)	M16 x 1,5	.63 (16)	.98 (25)	3.07 (78)	.31 (8)	.87 (22)
CD17MR-BK	CD17MR-GY	CF17MR-BK	CF17MR-GY	.11 - .27 (3 - 7)						
CD20MA-BK	CD20MA-GY	CF20MA-BK	CF20MA-GY	.24 - .47 (6 - 12)	M20 x 1,5	.79 (20)	1.06 (27)	3.54 (90)	.35 (9)	.94 (24)
CD20MR-BK	CD20MR-GY	CF20MR-BK	CF20MR-GY	.20 - .35 (5 - 9)						
CD22MA-BK	CD22MA-GY	CF22MA-BK	CF22MA-GY	.39 - .55 (10 - 14)	M20 x 1,5	.79 (20)	1.10 (28)	3.94 (100)	.35 (9)	1.06 (27)
CD22MR-BK	CD22MR-GY	CF22MR-BK	CF22MR-GY	.27 - .47 (7 - 12)						
CD25MA-BK	CD25MA-GY	CF25MA-BK	CF25MA-GY	.51 - .71 (13 - 18)	M25 x 1,5	.98 (25)	1.22 (31)	4.49 (114)	.43 (11)	1.30 (33)
CD25MR-BK	CD25MR-GY	CF25MR-BK	CF25MR-GY	.35 - .63 (9 - 16)						
CD32MA-BK	CD32MA-GY			.71 - .98 (18 - 25)	M32 x 1,5	1.26 (32)	1.53 (39)	--	.43 (11)	1.65 (42)
CD32MR-BK	CD32MR-GY			.51 - .79 (13 - 20)						
CD40MA-BK	CD40MA-GY			.87 - 1.26 (22 - 32)	M40 x 1,5	1.57 (40)	1.89 (48)	--	.51 (13)	2.09 (53)
CD40MR-BK	CD40MR-GY			.79 - 1.02 (20 - 26)						
CD50MA-BK	CD50MA-GY			1.26 - 1.50 (32 - 38)	M50 x 1,5	1.97 (50)	1.93 (49)	--	.51 (13)	2.36 (60)
CD50MR-BK	CD50MR-GY			.98 - 1.22 (25 - 31)						
CD63MA-BK	CD63MA-GY			1.46 - 1.73 (37 - 44)	M63 x 1,5	2.48 (63)	1.93 (49)	--	.55 (14)	2.56(65)/2.68(68)
CD63MR-BK	CD63MR-GY			1.14 - 1.38 (29 - 35)						2.56(65)/2.68(68)

Longer thread lengths available, see page 7.



- Top Quality
- Inexpensive
- Saves Installation Time

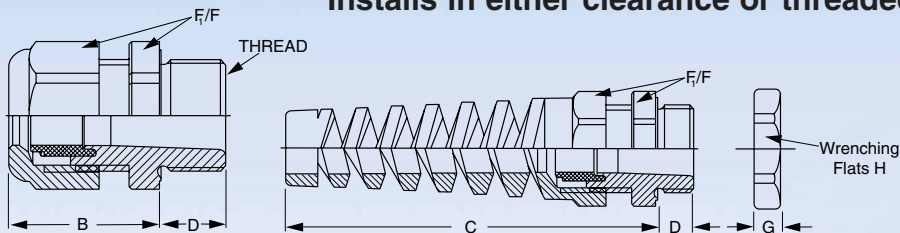
## Need a longer thread for that heavier wall thickness?



Elongated Threads see page 7 (Nylon) & page 16 (Nickel Plated Brass)

Locking Nuts, see page 22. (Ordered Separately)

Installs in either clearance or threaded holes.



Add O-Ring or Seal Ring if Required, see Page 25 (Ordered Separately)

Suggested Clearance Hole for Non-Threaded Mounting



### SPECIFICATIONS:

**Pressure rating:**  
150 PSIG (10 BAR) NEMA 4x and 6  
(Submersible) IP 68

**Materials:**

Body & Dome Nut: Nylon 6/6  
Form Seal: Buna-N  
Optional O-Ring: Buna-N

**Operating Temperature:**  
-40°F to 212°F (-40°C to 100°C)  
Short Term: 248°F (120°C)

These Specifications apply to following pages unless stated otherwise:  
5, 6, 7, 8, 9, 10, & 11

Also available in ATEX & EEx e versions!

For Technical Information see page 29.