



Nickel Plated Brass Liquid Tight Strain Relief Fittings

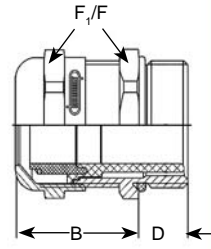
Standard - PG/NPT/Metric Threads



Part Numbers		Cable Range	Thread Type & Size	Dimensions in Inches (mm)				
Dome Fittings	Flex Fittings			A	B	C	D	F ₁ /F
		Inches (mm)	See page 49 for thread specs	Clearance Hole + .01" (+.25 mm)	Body Length (Dome)	Body Length (Flex)	Thread Length	Wrench Flats
CD07AA-BR	CF07AA-BR	.12 - .26 (3 - 6.5)	PG 7 / 1/4" NPT	.49 (12.5)	.75 (19)	2.17 (55)	.20 (5)	.55 (14)
CD07AR-BR	CF07AR-BR	.08 - .20 (2 - 5)		PG 9	.60 (15.2)	.83 (21)	2.60 (66)	.24 (6)
CD09AA-BR	CF09AA-BR	.16 - .31 (4 - 8)	PG 11		.73 (18.5)	.87 (22)	3.03 (77)	.24 (6)
CD09AR-BR	CF09AR-BR	.08 - .24 (2 - 6)		PG 13 / 13.5	.80 (20.3)	.94 (24)	3.46 (88)	.26 (6.5)
CD11AA-BR	CF11AA-BR	.20 - .39 (5 - 10)	PG 16		.89 (22.5)	.94 (24)	3.89 (99)	.26 (6.5)
CD11AR-BR	CF11AR-BR	.12 - .28 (3 - 7)		PG 21	1.12 (28.4)	1.02 (26)	4.37 (111)	.28 (7)
CD13AA-BR	CF13AA-BR	.24 - .47 (6 - 12)	PG 29		1.47 (37.3)	1.14 (29)	-	.31 (8)
CD13AR-BR	CF13AR-BR	.20 - .35 (5 - 9)		PG 36	1.85 (47)	1.38 (35)	-	.31 (8)
CD16AA-BR	CF16AA-BR	.39 - .55 (10 - 14)	PG 42		2.13 (54.1)	1.46 (37)	-	.35 (9)
CD16AR-BR	CF16AR-BR	.28 - .47 (7 - 12)		PG 48	2.34 (59.4)	1.50 (38)	-	.39 (10)
CD21AA-BR	CF21AA-BR	.51 - .71 (13 - 18)	3/8" NPT		.68 (17.2)	.83 (21)	2.60 (66)	.59 (15)
CD21AR-BR	CF21AR-BR	.35 - .63 (9 - 16)		1/2" NPT	.83 (21.1)	.94 (24)	3.46 (88)	.51 (13)
CD29AA-BR	-	.71 - .98 (18 - 25)	1/2" NPT		.83 (21.1)	.94 (24)	3.89 (99)	.51 (13)
CD29AR-BR	-	.51 - .79 (13 - 20)		3/4" NPT	1.05 (26.7)	1.02 (26)	4.37 (111)	.51 (13)
CD36AA-BR	-	.87 - 1.26 (22 - 32)	1" NPT		1.35 (34.3)	1.14 (29)	-	.75 (19)
CD36AR-BR	-	.79 - 1.02 (20 - 26)		M12 x 1.5	.47 (12)	.75 (19)	2.17 (55)	.26 (6.5)
CD42AA-BR	-	1.26 - 1.50 (32 - 38)	M16 x 1.5		.63 (16)	.83 (21)	2.60 (66)	.24 (6)
CD42AR-BR	-	.98 - 1.22 (25 - 31)		M16 x 1.5	.63 (16)	.87 (22)	3.03 (77)	.24 (6)
CD48AA-BR	-	1.46 - 1.73 (37 - 44)	M20 x 1.5		.79 (20)	.91 (23)	3.46 (88)	.24 (6)
CD48AR-BR	-	1.14 - 1.38 (29 - 35)		M20 x 1.5	.79 (20)	.94 (24)	3.86 (98)	.24 (6)
CD09NA-BR	CF09NA-BR	.16 - .31 (4 - 8)	M25 x 1.5		.98 (25)	1.02 (26)	4.37 (111)	.28 (7)
CD09NR-BR	CF09NR-BR	.08 - .24 (2 - 6)		M32 x 1.5	1.26 (32)	1.22 (31)	-	.31 (8)
CD13NA-BR	CF13NA-BR	.24 - .47 (6 - 12)	M40 x 1.5		1.57 (40)	1.46 (37)	-	.31 (8)
CD13NR-BR	CF13NR-BR	.20 - .35 (5 - 9)		M50 x 1.5	1.97 (50)	1.46 (37)	-	.35 (9)
CD16NA-BR	CF16NA-BR	.39 - .55 (10 - 14)	M63 x 1.5		2.48 (63)	1.50 (38)	-	.39 (10)
CD16NR-BR	CF16NR-BR	.28 - .47 (7 - 12)						
CD21NA-BR	CF21NA-BR	.51 - .71 (13 - 18)						
CD21NR-BR	CF21NR-BR	.35 - .63 (9 - 16)						
CD29NA-BR	-	.71 - .98 (18 - 25)						
CD29NR-BR	-	.51 - .79 (13 - 20)						
CD12MA-BR	CF12MA-BR	.12 - .26 (3 - 6.5)						
CD12MR-BR	CF12MR-BR	.08 - .20 (2 - 5)						
CD16MA-BR	CF16MA-BR	.16 - .31 (4 - 8)						
CD16MR-BR	CF16MR-BR	.08 - .24 (2 - 6)						
CD17MA-BR	CF17MA-BR	.20 - .39 (5 - 10)						
CD17MR-BR	CF17MR-BR	.12 - .28 (3 - 7)						
CD20MA-BR	CF20MA-BR	.24 - .47 (6 - 12)						
CD20MR-BR	CF20MR-BR	.20 - .35 (5 - 9)						
CD22MA-BR	CF22MA-BR	.39 - .55 (10 - 14)						
CD22MR-BR	CF22MR-BR	.28 - .47 (7 - 12)						
CD25MA-BR	CF25MA-BR	.51 - .71 (13 - 18)						
CD25MR-BR	CF25MR-BR	.35 - .63 (9 - 16)						
CD32MA-BR	-	.71 - .98 (18 - 25)						
CD32MR-BR	-	.51 - .79 (13 - 20)						
CD40MA-BR	-	.87 - 1.26 (22 - 32)						
CD40MR-BR	-	.79 - 1.02 (20 - 26)						
CD50MA-BR	-	1.26 - 1.50 (32 - 38)						
CD50MR-BR	-	.98 - 1.22 (25 - 31)						
CD63MA-BR	-	1.46 - 1.73 (37 - 44)						
CD63MR-BR	-	1.14 - 1.38 (29 - 35)						



Optional Locking Nuts, O-Rings & Other Accessories starting on page 28 & 29.



Dome Fittings also available with the following approvals:



*Note: CSA Approval only applies to Dome Fittings.
VDE Approval only applies to Fittings with Metric Thread.



Suggested Clearance Hole for Non-Threaded Mounting

