

Features And Benefits

- Innovative cross-web design allowing for maximum pair separation, increasing key electrical performance parameters
- Performance guaranteed to 350 MHz
- TRU-Mark® print legend contains footage markings from 1000' to 0'
- Third-party verified for guaranteed performance

Applications

- IEEE 802.3: 1000 BASE-T (Gigabit Ethernet), 100 BASE-TX, 10 BASE-T
- ANSI/TIA/EIA 854: 1000 BASE-TX
- 155 Mp/s, 1.2 Gb/s ATM
- ANSI X3.263: 100 Mb/s
- IEEE 802.3af DTE Power (PoE)
- Digital Video
- Broadband and Baseband Analog Video
- Draft IEEE 802.3at for PoE Plus

Standard Compliances

- ANSI/TIA/EIA 568 C.2
- ANSI/TIA/EIA 862 (Building Automation)
- ISO/IEC 11801 Ed. 2.0 (Class E)
- ICEA S-102-700 (Category 6)
- NEC/CEC Type CMR (UL 1666) for Non-Plenum
- NEC/CEC Type CMP (NFPA 262) for Plenum
- RoHS Compliant Directive 2002/95/EC
- UL 444



Data subject to change without notice.

Gepco® Brand CT604/250 Enhanced Category 6 Cables feature extended bandwidths and precision tolerances to meet or exceed the latest TIA/EIA and ISO standards. Designed to deliver reliability in leading-edge networking, data and video applications, every reel is ETL listed and UL verified to ensure consistent performance. Available in plenum and riser constructions, Gepco Enhanced Category 6 cables may be installed in a variety of applications and environments.



CONSTRUCTION

Conductors

- 23 AWG solid bare annealed copper

Insulation

- Non-Plenum: Polyolefin
- Plenum: Fluoropolymer

Color Code

- Pair 1: Blue-White/Blue
- Pair 2: Orange-White/Orange
- Pair 3: Green-White/Green
- Pair 4: Brown-White/Brown

Separator

- Cross-web

Rip Cord

- Applied longitudinally under jacket











Jacket

- Non-Plenum: Flame-Retardant PVC
- Plenum: Low-Smoke, Flame-Retardant PVC

PHYSICAL DATA

	CMR (Non-Plenum)	CMP (Plenum)
Nominal Cable Diameter (in)	0.235	0.225
Nominal Cable Weight (lbs/1000ft)	28	31
Minimum Bend Radius (in)	1.0	1.0
Maximum Pulling Force (lbs)	32	32
Temperature Rating (°C)		
Installation:	0 to +60	0 to +60
Operation:	-20 to +75	-20 to +75

PART NUMBERS

Jacket Color	Spool-Pac®	
	CMR (Non-Plenum)	CMP (Plenum)
 Blue	CT604/250-07	CT604/250P-07
 White	CT604/250-02	CT604/250P-02
 Yellow	CT604/250-05	CT604/250P-05
 Gray	CT604/250-10	CT604/250P-10
 Red	CT604/250-03	CT604/250P-03
 Orange	CT604/250-04	CT604/250P-04
 Green	CT604/250-06	CT604/250P-06
 Black	CT604/250-01	CT604/250P-01
 Pink	CT604/250-13	CT604/250P-13
 Purple	CT604/250-19	CT604/250P-19

Non-stock items may be subject to minimum order quantities.

ELECTRICAL PERFORMANCE

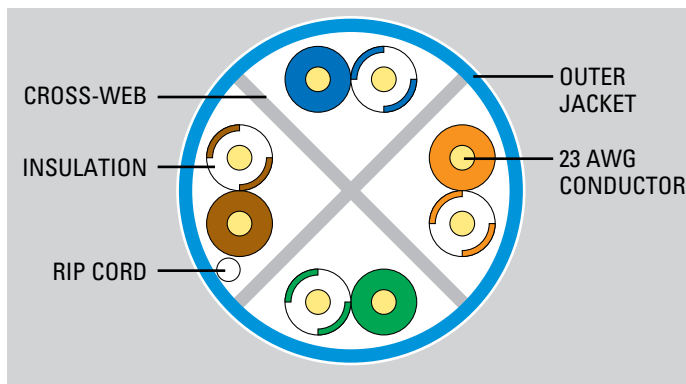
Frequency MHz	PSACR (min)		ACR (min)		Attenuation (max)		PSNEXT (min)		NEXT (min)	
	TIA 568 C.2	Guaranteed	TIA 568 C.2	Guaranteed	TIA 568 C.2	Guaranteed	TIA 568 C.2	Guaranteed	TIA 568 C.2	Guaranteed
1	70.3	75.3	72.3	77.3	2.0	2.0	72.3	77.3	74.3	79.3
4	59.3	64.5	61.5	66.5	3.8	3.8	63.3	68.3	65.3	70.3
10	51.3	56.4	53.3	58.4	6.0	5.9	57.3	62.3	59.3	64.3
16	46.7	51.7	48.7	53.8	7.6	7.5	54.2	59.3	56.2	61.3
20	44.3	49.4	46.3	51.4	8.5	8.4	52.8	57.8	54.8	59.8
31.25	39.2	44.3	41.2	46.3	10.7	10.6	49.9	54.9	51.9	56.9
62.5	29.9	35.1	32.0	37.1	15.4	15.3	45.4	50.4	47.4	52.4
100	22.5	27.6	24.5	29.6	19.8	19.7	42.3	47.3	44.3	49.3
150	14.9	20.0	16.9	22.0	24.7	24.7	39.7	44.7	41.7	46.7
200	8.8	13.8	10.8	15.8	29.0	29.0	37.8	42.8	39.8	44.8
250	3.5	8.7	5.5	10.7	32.8	32.6	36.3	41.3	38.3	43.3
350	—	—	—	1.7	—	39.5	—	39.2	—	41.2
500	—	—	—	—	—	48.6	—	36.8	—	38.8

Note: Values are expressed in dB per 100m (328 ft.) length. Results beyond 350 MHz for reference only.

Frequency MHz	PSELFEXT (min)		ELFEXT (min)		Return Loss (min)		LCL (min)		ELTCTL (min)	
	TIA 568 C.2	Guaranteed	TIA 568 C.2	Guaranteed	TIA 568 C.2	Guaranteed	TIA 568 C.2	Guaranteed	TIA 568 C.2	Guaranteed
1	64.8	69.8	67.8	72.8	20.0	20.0	40.0	40.0	35.0	35.0
4	52.8	57.7	55.7	60.7	23.0	23.6	40.0	40.0	23.0	23.0
10	44.8	49.8	47.8	52.8	25.0	26.0	40.0	40.0	15.0	15.0
16	40.7	45.7	43.7	48.7	25.0	26.0	38.0	38.0	10.9	10.9
20	38.8	43.7	41.7	46.7	25.0	26.0	37.0	37.0	9.0	9.0
31.25	34.9	39.9	37.9	42.9	23.6	25.0	35.1	35.1	5.1	5.1
62.5	28.9	33.8	31.8	36.8	21.5	23.5	32.0	32.0	5.0	5.0
100	24.8	29.8	27.8	32.8	20.1	22.5	30.0	30.0	5.0	5.0
150	21.3	26.3	24.3	29.3	18.9	21.6	28.2	28.2	5.0	5.0
200	18.8	23.8	21.8	26.8	18.0	21.0	27.0	27.0	5.0	5.0
250	16.8	21.8	19.8	24.8	17.3	20.5	26.0	26.0	5.0	5.0
350	—	18.9	—	21.9	—	19.8	—	—	—	—
500	—	15.8	—	18.8	—	19.0	—	—	—	—

Note: Values are expressed in dB per 100m (328 ft.) length. Results beyond 350 MHz for reference only.

ENHANCED CATEGORY 6 CROSS-SECTION



ELECTRICAL CHARACTERISTICS

DC Resistance (max) Ohms/100m (328ft) @ 20°C	9.38
DC Resistance Unbalance (max) Individual Pair %	4.0
Delay Skew (max) ns/100m	CMP: 35 CMR: 38
Nom. Velocity of Propagation % Speed of Light	CMP: 70 CMR: 68
Characteristic Impedance Frequency (f):	Ohms 100 ± 15
Input Impedance Frequency (f):	Ohms 100 ± 15 100-250 MHz 100 ± 22 250-500 MHz 100 ± 32