




INDUSTRIAL



Coleman Cable Inc.
800-323-9355 • www.colemancable.com





For 40 years, Coleman Cable (CCI) has been a leader in the development of innovative wire and cable products, offering one of the most diversified lines available today. Our brands are some of the strongest and most respected in the wire and cable industry, brand names like Signal[®], Seoprene[®], Baron[®], Royal[®], Copperfield[®], and Woods[®].

CCI provides a vast offering of industrial/OEM products that include Portable Cord, Industrial Power Cables, Building Wire, Lead Wire, Tray Cables, Specialty Products, and design engineered products. This catalog contains the majority of our standard industrial products. In addition, we have included a capabilities section because Coleman Cable has produced thousands of custom cables for commercial, industrial, aerospace, and military applications. We also offer a technical section that will assist you to answer some of your construction and application questions.

Coleman Cable utilizes more than 2 million square feet of strategically located, state-of-the-art, ISO-certified manufacturing and distribution facilities. We back our products with outstanding customer service and provide all of the technical application support and assistance you need. Count on CCI to be your complete cable solution, and you'll be able to handle today's toughest applications... and tomorrow's.

We also invite you to visit our website at www.colemancable.com where can search our full line catalog and view detailed specification sheets. Should you need more information on products, application or standards, do not hesitate to call us. 1-800-323-9355.

PORTABLE CORD	6
TRAY CABLES	48
LEAD / HOOK-UP WIRE	96
CAPABILITIES	128
TECHNICAL	136



PORTABLE CORD

Seoprene® SEOOW	7, 8
Seoprene® SJEOOW	9
Seoprene® Type SEOOW	10
Suprene® SEOOW - Yellow	11
Suprene® SJEOOW - Yellow	12
Suprene® Type SEOOW - Yellow	13
Seoprene® SEOOW Control Cable	14
Royal® SOOW	15, 16
Royal® SJOOOW	17
Royal® Type SOOW	18
Royal Sovereign® SOOW - Yellow	19
Royal Sovereign® SJOOOW - Yellow	20
Royal® SOOW Control Cable	21
Royal® STOW / SJTOW	22
Royal® Bus Drop Cable	23
Baron® Twisted Pump Cable	24
Baron® Jacketed Pump Cable	25
Baron® Superior Bonded Pump Cable	26
Baron® Supreme Jacketed Pump Cable	27

Industrial Power Cables

Seoprene® Welding Cable	28
Royal® / Excelene® Welding Cable	29
Royal® / Super Excelene® Welding Cable	30
Royal® XHHW-2	31
Royal® XLP USE-2	32
Royal® Diesel Locomotive Cable (DLO)	33
Seoprene® PPE - Single Conductor	34
Seoprene® PPE - Multi Conductors	35, 36
Seoprene® PPE - Grounds	37
Seoprene® PPE - Ground with Ground Check	38
Royal® Type W - Multi Conductors	39, 40
Royal® Type W - Single Conductor	41
Royal® Type G	42
Royal® Type G-GC	43
Royal® Stage / Lighting Cable	44
Royal® Airport Lighting Cable	45
Suprene® Compact 600® Tray Cable	46
Ordering Guide	47

TRAY CABLES

300V Instrumentation

Royal® PVC/PVC Pairs - POS	49
Royal® PVC/PVC Pairs - SPOS	50
Royal® PVC/PVC Triads - TOS	51, 52
Royal® PVC/PVC Triads - STOS	53, 54

600V Instrumentation

Royal® THHN/PVC Pairs - POS	55
Royal® THHN/PVC Pairs - SPOS	56
Royal® THHN/PVC Triads - TOS	57
Royal® THHN/PVC Triads - STOS	58

Coleman Cable Inc.

800.323.9355 • www.colemancable.com



TRAY CABLES

600V Instrumentation

Royal® XLPE/PVC Pairs - POS	59
Royal® XLPE/PVC Pairs - SPOS	60
Royal® XLPE/PVC Triads - TOS	61
Royal® XLPE/PVC Triads - STOS	62
Royal® EPR/CPE Pairs - POS	63
Royal® EPR/CPE Pairs - SPOS	64
Royal® EPR/CPE Triads - TOS	65
Royal® EPR/CPE Triads - STOS	66
Royal® EPR/LSZH Pairs - POS	67
Royal® EPR/LSZH Pairs - SPOS	68

600V Control & Power Cables

Royal® THHN/PVC Control	69, 70
Royal® THHN/PVC Shielded Control	71, 72
Royal® THHN/PVC Power	73, 74
Royal® XLPE/PVC Control	75, 76
Royal® XLPE/PVC Shielded Control	77, 78
Royal® XLPE/PVC Power	79, 80
Royal® EPR/CPE Control	81, 82
Royal® EPR/CPE Shielded Control	83, 84
Royal® EPR/CPE Power	85, 86
Royal® EPR/LSZH Control	87, 88
Royal® EPR/LSZH Power	89, 90
Royal® 20/10 Control	91, 92
Seoprene® Compact 600®	93
Ordering Guide	94

LEAD / HOOK-UP WIRE

Appliance Wire

AWM 1061	97
AWM 1007-1059	98
Bare Copper AWM 1015-1028-BC-5W2	99
Bare Copper AWM 1283-1284-BC-5W2	100
Tinned Copper AWM 1015-1028-BC-5W2	101
Tinned Copper AWM 1283-1284-BC-5W2	102
AWM 3173-3195-3196-SIS	103, 104
SIS-Switchboard VW-1	105
AWM 3271-3289-3321-3505	106
AWM 3212-3213	107
AWM 3239	108
SRML AWM 3074-3070-3071	109, 110
AWM 3340-3374	111
AWM 3499	112

Automotive

TWP	113
GPT (80°C)	114
GPT (105°C)	114
GPT (105°C) Marine	115
TXL	116

Coleman Cable Inc.

800.323.9355 • www.colemancable.com



LEAD / HOOK-UP WIRE

Automotive

GXL	117
GXL (UL)	117
SXL	118
SGT Battery Cable (80°C)	119
SGT Battery Cable (105°C)	119
SGX Battery Cable	120
STX Battery Cable	121

Military

MIL-W-16878/1/Type B	122
MIL-W-16878/1/Type C	122

Building

Royal® Bare Copper	123
Triangle® TFFN/TFN/THHN	124
Corra/Clad® MC Cable	125, 126
Ordering Guide	127

CAPABILITIES

Capabilities Overview	129, 130
Wind Power	131, 132
Solar Power	133
Electric Vehicle	134
Variable Frequency Drives (VFD)	135

TECHNICAL

Voltage Drop	137
Color Codes	138
Cord Nomenclature	138
Temperature Conversion	139
Decimal Equivalents	139
Physical Conversions	140
Glossary	141-155
Regulatory Markings	156
Index	158-165



Coleman Cable offers a complete and comprehensive line of portable cord and industrial power products to handle a full range of commercial, OEM, utility, and industrial applications. With CCI you can choose either thermoplastic elastomer or thermoset constructions. Coleman Cable's Seoprene Thermoplastic Elastomer (SE00W) cords are technologically advanced to meet the requirements of the most demanding commercial and industrial applications. CCI's Royal Crown (SO0W) series of portable cords are manufactured with advanced synthetic rubber compounds that provide exceptional service life for the highest cost-effective performance. Both are perfect for heavy-duty service where cutting oils, hydraulic fluids or chemicals are present. Both handle the problems faced in paper and processing plants as well as those found on the factory floor. Both are highly flexible, making them the choice for robotic production lines, assembly lines and other manufacturing.

Whatever your application, you'll find a Coleman Cable portable cord that meets your needs. The list of applications is virtually endless...from the factory floor to mining and heavy-duty construction...from welding to diesel locomotives...from wind farms to solar energy... from portable lighting for theaters to the harsh demands of the process industries and oil and gas drilling rigs... you'll find CCI's industrial products on the job, performing well, day-in and day-out.

With Seoprene® SE00W and Royal® SO0W you now have a choice of both thermoplastic elastomer or rubber portable cords that meet all of your requirements and you can get them from one quality source – Coleman Cable.

Section Index

Portable Cord	
Seoprene® SE00W	7, 8
Seoprene® SJE00W	9
Seoprene® Type SE00W	10
Suprene® SE00W - Yellow	11
Suprene® SJE00W - Yellow	12
Suprene® Type SE00W - Yellow	13
Seoprene® SE00W Control Cable	14
Royal® SO0W	15, 16
Royal® SJ00W	17
Royal® Type SO0W	18
Royal Sovereign® SO0W - Yellow	19
Royal Sovereign® SJ00W - Yellow	20
Royal® SO0W Control Cable	21
Royal® STOW / SJTOW	22
Royal® Bus Drop Cable	23
Baron® Twisted Pump Cable	24
Baron® Jacketed Pump Cable	25
Baron® Superior Bonded Pump Cable	26
Baron® Supreme Jacketed Pump Cable	27
Industrial Power Cables	
Seoprene® Welding Cable	28
Royal® / Excelene® Welding Cable	29
Royal® / Super Excelene® Welding Cable	30
Royal® XHHW-2	31
Royal® XLP USE-2	32
Royal® Diesel Locomotive Cable (DLO)	33
Seoprene® PPE - Single Conductor	34
Seoprene® PPE - Multi Conductors	35, 36
Seoprene® PPE - Grounds	37
Seoprene® PPE - Ground with Ground Check	38
Royal® Type W - Multi Conductors	39, 40
Royal® Type W - Single Conductor	41
Royal® Type G	42
Royal® Type G-GC	43
Royal® Stage / Lighting Cable	44
Royal® Airport Lighting Cable	45
Seoprene® Compact 600®	46
Ordering Guide	47

Seoprene® SEOOW

-50°C to 105°C 600V, UL/CSA/MSHA

PORTABLE CORD



CONDUCTORS: • 18 AWG – 10 AWG fully annealed stranded bare copper
• Class K stranding per ASTM B 174

INSULATION: • T*prene® Oil resistant Thermoplastic Elastomer (TPE).
• Brilliant colors for easy identification

JACKET: • Water, sunlight, and oil resistant, flame-retardant Black Seoprene® Thermoplastic Elastomer (TPE)

LEGEND: • CCI SEOPRENE 105C XX AWG (X.XX MM²) X/C SEOOW E54864 (UL) 600V -50C TO 105C -- CSA LL39573 STOOW (TPE) 600V -50C TO 105C FT2 WATER RESISTANT P-241-3-MHSA

FEATURES: • Excellent abrasion, ozone, sunlight, chemical and oil resistance, and water resistant with high degree of flexibility
• Non-wicking lightweight polypropylene fillers
• Suitable and approved for submersion in water

APPLICATIONS: • Portable industrial machinery and compressors
• Food processing and washdown facilities
• Indoor and outdoor temporary power uses

OPTIONS: • Tinned copper, shielding and other color codes available upon request

INDUSTRY APPROVALS: • UL Standard 62 • NEC 501.140 Class I Div. 2
• CSA 22. 2 No. 49 • MSHA
• NEC Article 400 • Federal Spec #JC580B
• RoHS

Part Number	Gauge	No. Cond.	Stranding	Insulation Thickness		Nominal OD		Weight		Amps*
				in.	mm.	in.	mm.	lbs./mft	kg/km	
22225	18	2	16/30	0.030	0.76	0.345	8.76	53	79	10
22325	18	3	16/30	0.030	0.76	0.365	9.27	63	94	10
22425	18	4	16/30	0.030	0.76	0.390	9.91	79	118	7
30505	18	5	16/30	0.030	0.76	0.465	11.81	108	161	5
22226	16	2	26/30	0.030	0.76	0.370	9.40	64	95	13
22326	16	3	26/30	0.030	0.76	0.390	9.91	78	116	13
22426	16	4	26/30	0.030	0.76	0.415	10.54	93	138	10
30506	16	5	26/30	0.030	0.76	0.495	12.57	129	192	8
22227	14	2	41/30	0.045	1.14	0.500	12.70	115	171	18
22327	14	3	41/30	0.045	1.14	0.525	13.34	138	205	18
22427	14	4	41/30	0.045	1.14	0.565	14.35	166	247	15
30507	14	5	41/30	0.045	1.14	0.645	16.38	212	316	12
22228	12	2	65/30	0.045	1.14	0.570	14.48	151	225	25
22328	12	3	65/30	0.045	1.14	0.595	15.11	185	275	25
22428	12	4	65/30	0.045	1.14	0.645	16.38	227	338	20
30508	12	5	65/30	0.045	1.14	0.710	18.03	271	404	16
22229	10	2	104/30	0.045	1.14	0.620	15.75	192	286	30
22329	10	3	104/30	0.045	1.14	0.655	16.64	244	363	30
22429	10	4	104/30	0.045	1.14	0.705	17.91	300	447	25
30509	10	5	104/30	0.045	1.14	0.765	19.43	358	533	20

Dimensions and weights are nominal and are subject to industry tolerances unless otherwise noted.

* Ampacity based on NEC Table 400.5(A)
See page 47 for Ordering and Color Code information.



Seoprene®

Coleman Cable Inc.
800.323.9355 • www.colemancable.com

Seoprene® SEOOW

-50°C to 105°C 600V, UL/CSA/MSHA

- CONDUCTORS:**
- 8 AWG – 2 AWG fully annealed stranded bare copper
 - Class K stranding per ASTM B 174
- INSULATION:**
- T*prene® Oil resistant Thermoplastic Elastomer (TPE).
 - Brilliant colors for easy identification
- JACKET:**
- Water, sunlight, and oil resistant, flame-retardant Black Seoprene® Thermoplastic Elastomer (TPE)
- LEGEND:**
- CCI SEOPRENE 105C XX AWG (X.XX MM²) X/C SEOOW E54864 (UL) 600V -50C TO 105C -- CSA LL39573 STOOW (TPE) 600V -50C TO 105C FT2 WATER RESISTANT P-241-3-MHSA
- FEATURES:**
- Excellent abrasion, ozone, sunlight, chemical and oil resistance, and water resistant with high degree of flexibility
 - Non-wicking lightweight polypropylene fillers
 - Suitable and approved for submersion in water
- APPLICATIONS:**
- Portable industrial machinery and compressors
 - Food processing and washdown facilities
 - Indoor and outdoor temporary power uses
- OPTIONS:**
- Tinned copper, shielding and other color codes available upon request

- INDUSTRY APPROVALS:**
- UL Standard 62
 - CSA 22. 2 No. 49
 - NEC Article 400
 - RoHS
 - NEC 501.140 Class I Div. 2
 - MSHA
 - Federal Spec #JC580B



PORTABLE CORD

Part Number	Gauge	No. Cond.	Stranding	Insulation Thickness		Nominal OD		Weight		Amps*
				in.	mm.	in.	mm.	lbs./mft	kg/km	
22316	8	3	133/29	0.060	1.52	0.859	21.82	419	624	40
22591	8	4	133/29	0.060	1.52	0.940	23.88	530	789	35
22540	8	5	133/29	0.060	1.52	1.050	26.67	666	991	28
22391	6	3	133/27	0.060	1.52	0.980	24.89	579	862	55
22589	6	4	133/27	0.060	1.52	1.080	27.43	735	1094	45
22392	6	5	133/27	0.060	1.52	1.185	30.10	871	1296	36
22601	4	3	133/.0177	0.060	1.52	1.137	28.88	834	1241	70
22471	4	4	133/.0177	0.060	1.52	1.270	32.26	1072	1595	60
22542	4	5	133/.0177	0.060	1.52	1.390	35.31	1278	1902	48
22490	2	3	133/.0223	0.060	1.52	1.305	33.15	1157	1722	95
22491	2	4	133/.0223	0.060	1.52	1.460	37.08	1502	2235	80
22492	2	5	133/.0223	0.060	1.52	1.556	39.52	1735	2582	64

Dimensions and weights are nominal and are subject to industry tolerances unless otherwise noted.

* Ampacity based on NEC Table 400.5(A)
See page 47 for Ordering and Color Code information.



Seoprene®

Coleman Cable Inc.
800.323.9355 • www.colemancable.com

Seoprene® SJEOOW

-50°C to 105°C 300V, UL/CSA/MSHA

PORTABLE CORD



CONDUCTORS: • 18 AWG – 10 AWG fully annealed stranded bare copper
• Class K stranding per ASTM B 174

INSULATION: • T*prene® Oil resistant Thermoplastic Elastomer (TPE).
• Brilliant colors for easy identification

JACKET: • Water, sunlight, and oil resistant, flame-retardant Black Seoprene® Thermoplastic Elastomer (TPE)

LEGEND: • CCI SEOPRENE 105C XX AWG (X.XX MM²) X/C SJEOOW E54864 (UL) 300V -50C TO 105C -- CSA LL39573 SJTOOW (TPE) -50C TO 105C FT2 WATER RESISTANT P-241-3-MSHA

FEATURES: • Excellent abrasion, ozone, sunlight, chemical and oil resistance, and water resistant with high degree of flexibility
• Non-wicking lightweight polypropylene fillers
• Suitable and approved for submersion in water

APPLICATIONS: • Portable industrial machinery and compressors
• Conveyor and automated production equipment
• Indoor and outdoor temporary power uses

OPTIONS: • Tinned copper, shielding and other color codes available upon request

INDUSTRY APPROVALS:

- UL Standard 62
- NEC 501.140 Class I Div. 2
- CSA 22. 2 No. 49
- MSHA
- NEC Article 400
- Federal Spec #JC580
- RoHS

Part Number	Gauge	No. Cond.	Stranding	Insulation Thickness		Nominal OD		Weight		Amps*
				in.	mm.	in.	mm.	lbs./mft	kg/km	
23225	18	2	16/30	0.030	0.76	0.285	7.24	37	55	10
23325	18	3	16/30	0.030	0.76	0.310	7.87	49	72	10
23425	18	4	16/30	0.030	0.76	0.330	8.38	59	87	7
23226	16	2	26/30	0.030	0.76	0.310	7.87	46	68	13
23326	16	3	26/30	0.030	0.76	0.330	8.38	59	87	13
23426	16	4	26/30	0.030	0.76	0.355	9.02	73	108	10
23227	14	2	41/30	0.030	0.76	0.340	8.64	60	89	18
23327	14	3	41/30	0.030	0.76	0.365	9.27	79	117	18
23427	14	4	41/30	0.030	0.76	0.395	10.03	98	145	15
23228	12	2	65/30	0.030	0.76	0.410	10.41	90	133	25
23328	12	3	65/30	0.030	0.76	0.430	10.92	116	172	25
23428	12	4	65/30	0.030	0.76	0.470	11.94	150	223	20
23229	10	2	104/30	0.045	1.14	0.545	13.84	155	230	30
23329	10	3	104/30	0.045	1.14	0.575	14.61	200	297	30
23429	10	4	104/30	0.045	1.14	0.630	16.00	257	382	25

Dimensions and weights are nominal and are subject to industry tolerances unless otherwise noted.

* Ampacity based on NEC Table 400.5(A)
See page 47 for Ordering and Color Code information.



Seoprene®

Coleman Cable Inc.
800.323.9355 • www.colemancable.com

Seoprene® Type SEOOW

-50°C to 105°C 600V, Non-UL

- CONDUCTORS:** • 8 AWG – 2 AWG fully annealed stranded bare copper
- INSULATION:** • T*prene® Oil resistant Thermoplastic Elastomer (TPE).
• Brilliant colors for easy identification
- JACKET:** • Water, sunlight, and oil resistant, flame-retardant Black Seoprene® Thermoplastic Elastomer (TPE)
- LEGEND:** • CCI SEOPRENE 105C XX AWG (X.XX MM²) X/C SEOOW 600V -50C TO 105C FT2 WATER RESISTANT P-07-KA0700025
- FEATURES:** • Excellent abrasion, ozone, sunlight, chemical and oil resistance, and water resistant with high degree of flexibility
• Non-wicking lightweight polypropylene fillers
• Suitable and approved for submersion in water
- APPLICATIONS:** • Portable industrial machinery and compressors
• Temporary power distribution and generators
• Indoor and outdoor temporary power uses
- OPTIONS:** • Tinned copper, shielding and other color codes available upon request
- INDUSTRY APPROVALS:** • MSHA
• RoHS



PORTABLE CORD

Part Number	Gauge	No. Cond.	Stranding	Insulation Thickness		Nominal OD		Weight		Amps*
				in.	mm.	in.	mm.	lbs./mft	kg/km	
22220	8	2	96/28	0.050	1.27	0.662	16.81	243	361	40
22320	8	3	96/28	0.050	1.27	0.701	17.81	311	462	40
22420	8	4	96/28	0.050	1.27	0.783	19.89	402	598	35
22470	8	5	96/28	0.050	1.27	0.841	21.36	486	723	28
22221	6	2	96/26	0.050	1.27	0.752	19.10	336	499	55
22321	6	3	96/26	0.050	1.27	0.808	20.52	452	672	55
22421	6	4	96/26	0.050	1.27	0.892	22.66	575	855	45
22521	6	5	96/26	0.050	1.27	0.982	24.94	715	1063	36
22222	4	2	96/24	0.050	1.27	0.892	22.66	503	748	70
22322	4	3	96/24	0.050	1.27	0.913	23.19	625	930	70
22422	4	4	96/24	0.050	1.27	1.017	25.83	821	1221	60
22552	4	5	96/24	0.050	1.27	1.110	28.19	998	1485	48
22223	2	2	119/.0223	0.050	1.27	1.084	27.53	712	1061	95
22323	2	3	119/.0223	0.050	1.27	1.158	29.41	985	1465	95
22423	2	4	119/.0223	0.050	1.27	1.260	32.00	1241	1846	80
22553	2	5	119/.0223	0.050	1.27	1.396	35.46	1540	2291	64

Dimensions and weights are nominal and are subject to industry tolerances unless otherwise noted.

* Ampacity based on NEC Table 400.5(A)
See page 47 for Ordering and Color Code information.



Seoprene®

Coleman Cable Inc.
800.323.9355 • www.colemancable.com

Suprene® SE00W - Yellow

-60°C to 105°C 600V, UL/CSA/MSHA

PORTABLE CORD



CONDUCTORS: • 18 AWG – 10 AWG fully annealed stranded bare copper
• Class K stranding per ASTM B 174

INSULATION: • T*prene® Oil resistant Thermoplastic Elastomer (TPE).
• Brilliant colors for easy identification

JACKET: • Water, sunlight, and oil resistant, flame-retardant Yellow
Seoprene® Thermoplastic Elastomer (TPE)

LEGEND: • CCI SUPRENE 105C XX AWG (X.XX MM²) X/C SE00W
E54864 (UL) 600V -60C TO 105C -- CSA LL39573 ST00W
(TPE) 600V -50C TO 105C FT2 WATER RESISTANT
P-241-3-MSHA

FEATURES: • Excellent flexibility in -60° to 105°C temperature extremes
• Outstanding abrasion, ozone, sunlight, chemical and oil
resistance, and water resistance in harsh environments
• Safety yellow provides superior contrast for better visibility
in high-traffic industrial settings.

APPLICATIONS: • Temporary power distribution equipment
• Heavy duty motor and industrial control systems
• Indoor and outdoor portable power

OPTIONS: • Tinned copper, shielding and other color codes available
upon request

INDUSTRY APPROVALS: • UL Standard 62 • NEC 501.140 Class I Div. 2
• CSA 22. 2 No. 49 • MSHA
• NEC Article 400 • Federal Spec #JC580B
• RoHS

Part Number	Gauge	No. Cond.	Stranding	Insulation Thickness		Nominal OD		Weight		Amps*
				in.	mm.	in.	mm.	lbs./mft	kg/km	
22245	18	2	16/30	0.030	0.76	0.345	8.76	53	79	10
22345	18	3	16/30	0.030	0.76	0.365	9.27	64	95	10
22445	18	4	16/30	0.030	0.76	0.390	9.91	78	116	7
22246	16	2	26/30	0.030	0.76	0.370	9.40	63	94	13
22346	16	3	26/30	0.030	0.76	0.390	9.91	85	126	13
22446	16	4	26/30	0.030	0.76	0.415	10.54	92	137	10
22247	14	2	41/30	0.045	1.14	0.500	12.70	114	170	18
22347	14	3	41/30	0.045	1.14	0.525	13.34	136	202	18
22447	14	4	41/30	0.045	1.14	0.565	14.35	169	251	15
22248	12	2	65/30	0.045	1.14	0.570	14.48	151	225	25
22348	12	3	65/30	0.045	1.14	0.595	15.11	182	271	25
22448	12	4	65/30	0.045	1.14	0.645	16.38	223	332	20
22249	10	2	104/30	0.045	1.14	0.620	15.75	215	320	30
22349	10	3	104/30	0.045	1.14	0.655	16.64	239	356	30
22449	10	4	104/30	0.045	1.14	0.705	17.91	291	433	25

Dimensions and weights are nominal and are subject to industry tolerances unless otherwise noted.

* Ampacity based on NEC Table 400.5(A)
See page 47 for Ordering and Color Code information.



Coleman Cable Inc.
800.323.9355 • www.colemancable.com

Suprene® SJEOOW - Yellow

-60°C to 105°C 300V, UL/CSA/MSHA

- CONDUCTORS:**
- 18 AWG – 10 AWG fully annealed stranded bare copper
 - Class K stranding per ASTM B 174
- INSULATION:**
- T*prene® Oil resistant Thermoplastic Elastomer (TPE).
 - Brilliant colors for easy identification
- JACKET:**
- Water, sunlight, and oil resistant, flame-retardant Yellow Seoprene® Thermoplastic Elastomer (TPE)
- LEGEND:**
- CCI SUPRENE 105C XX AWG (X.XX MM²) X/C SJEOOW E54864 (UL) 300V -60C TO 105C -- CSA LL39573 SJTOOW (TPE) 300V -50C TO 105C FT2 WATER RESISTANT P-241-3-MSHA
- FEATURES:**
- Excellent flexibility in -60° to 105°C temperature extremes
 - Outstanding abrasion, ozone, sunlight, chemical and oil resistance, and water resistance in harsh environments
 - Safety yellow provides superior contrast for better visibility in high-traffic industrial settings.
- APPLICATIONS:**
- Temporary power distribution equipment
 - Heavy duty motor and industrial control systems
 - Indoor and outdoor portable power
- OPTIONS:**
- Tinned copper, shielding and other color codes available upon request

- INDUSTRY APPROVALS:**
- UL Standard 62
 - CSA 22. 2 No. 49
 - NEC Article 400
 - RoHS
 - NEC 501.140 Class 1 Div. 2
 - MSHA
 - Federal Spec #JC580B



PORTABLE CORD

Part Number	Gauge	No. Cond.	Stranding	Insulation Thickness		Nominal OD		Weight		Amps*
				in.	mm.	in.	mm.	lbs./mft	kg/km	
23245	18	2	16/30	0.030	0.76	0.285	7.24	38	57	10
23345	18	3	16/30	0.030	0.76	0.310	7.87	48	71	10
23445	18	4	16/30	0.030	0.76	0.330	8.38	67	100	7
23246	16	2	26/30	0.030	0.76	0.310	7.87	46	68	13
23346	16	3	26/30	0.030	0.76	0.330	8.38	59	88	13
23446	16	4	26/30	0.030	0.76	0.355	9.02	74	110	10
23247	14	2	41/30	0.030	0.76	0.340	8.64	61	91	18
23347	14	3	41/30	0.030	0.76	0.365	9.27	79	118	18
23447	14	4	41/30	0.030	0.76	0.395	10.03	97	144	15
23248	12	2	65/30	0.030	0.76	0.410	10.41	108	161	25
23348	12	3	65/30	0.030	0.76	0.430	10.92	117	174	25
23448	12	4	65/30	0.030	0.76	0.470	11.94	164	244	20
23249	10	2	104/30	0.045	1.14	0.549	13.94	186	277	30
23349	10	3	104/30	0.045	1.14	0.575	14.61	200	298	30
23449	10	4	104/30	0.045	1.14	0.640	16.26	288	429	25

Dimensions and weights are nominal and are subject to industry tolerances unless otherwise noted.

* Ampacity based on NEC Table 400.5(A)
See page 47 for Ordering and Color Code information.



Coleman Cable Inc.
800.323.9355 • www.colemancable.com

Suprene® Type SEOOW - Yellow

-60°C to 105°C 600V, Non-UL

PORTABLE CORD



- CONDUCTORS:** • 8 AWG –2 AWG fully annealed stranded bare copper
- INSULATION:** • T*prene® Oil resistant Thermoplastic Elastomer (TPE).
• Brilliant colors for easy identification
- JACKET:** • Water, sunlight, and oil resistant, flame-retardant Yellow Seoprene® Thermoplastic Elastomer (TPE)
- LEGEND:** • CCI SUPRENE 105C XX AWG (X.XX MM²) X/C SEOOW 600V -60C TO 105C FT2 WATER RESISTANT P-241-3-MSHA
- FEATURES:** • Excellent abrasion, ozone, sunlight, chemical and oil resistance, and water resistant with high degree of flexibility
• Non-wicking lightweight polypropylene fillers
• Suitable and approved for submersion in water
- APPLICATIONS:** • Portable industrial machinery and compressors
• Temporary power distribution and generators
• Indoor and outdoor temporary power uses
- OPTIONS:** • Tinned copper, shielding and other color codes available upon request
- INDUSTRY APPROVALS:** • MSHA
• RoHS

Part Number	Gauge	No. Cond.	Stranding	Insulation Thickness		Nominal OD		Weight		Amps*
				in.	mm.	in.	mm.	lbs./mft	kg/km	
22240	8	2	96/28	0.050	1.27	0.662	16.81	233	347	40
22340	8	3	96/28	0.050	1.27	0.700	17.78	305	454	40
22440	8	4	96/28	0.050	1.27	0.783	19.89	395	588	35
22241	6	2	96/26	0.050	1.27	0.752	19.10	290	432	55
22341	6	3	96/26	0.050	1.27	0.818	20.78	444	661	55
22441	6	4	96/26	0.050	1.27	0.892	22.66	562	837	45
22242	4	2	96/24	0.050	1.27	0.864	21.95	505	751	70
22342	4	3	96/24	0.050	1.27	0.915	23.24	695	1034	70
22442	4	4	96/24	0.050	1.27	1.029	26.14	807	1201	60
22243	2	2	119/.0223	0.050	1.27	1.091	27.71	665	990	95
22343	2	3	119/.0223	0.050	1.27	1.150	29.21	900	1339	95
22443	2	4	119/.0223	0.050	1.27	1.267	32.18	1251	1861	80

Dimensions and weights are nominal and are subject to industry tolerances unless otherwise noted.

* Ampacity based on NEC Table 400.5(A)
See page 47 for Ordering and Color Code information.



Coleman Cable Inc.
800.323.9355 • www.colemancable.com

Seoprene® SEOW Control Cable

-50°C to 105°C 600V, UL/CSA/MSHA

- CONDUCTORS:** • 18 AWG – 10 AWG fully annealed stranded bare copper
• Class K stranding per ASTM B 174
- INSULATION:** • T*prene® Oil resistant Thermoplastic Elastomer (TPE).
• Brilliant colors for easy identification
- JACKET:** • Water, sunlight, and oil resistant, flame-retardant Black Seoprene® Thermoplastic Elastomer (TPE)
- LEGEND:** • CCI SEOPRENE 105C XX AWG (X.XX MM²) X/C SEOW E54864 (UL) 600V -50C TO 105C -- CSA LL39573 STOOW (TPE) 600V -50C TO 105C FT2 WATER RESISTANT P-241-3-MSHA
- FEATURES:** • Excellent abrasion, ozone, sunlight, chemical and oil resistance, and water resistant with high degree of flexibility
• Non-wicking lightweight polypropylene fillers
• Suitable and approved for submersion in water
- APPLICATIONS:** • Petrochemical manufacturing and processing facilities
• Industrial cooling and refrigeration equipment
• Conveyors and multi-line automation/robotic systems
- OPTIONS:** • Tinned copper, shielding and other color codes available upon request

- INDUSTRY APPROVALS:** • UL Standard 62 • NEC 501.140 Class I Div. 2
• CSA 22. 2 No. 49 • MSHA
• NEC Article 400 • Federal Spec #JC580B
• RoHS



PORTABLE CORD

No. Cond.	18 (16/30) AWG			16 (26/30) AWG			14 (41/30) AWG			12 (65/30) AWG			10 (104/30) AWG		
	Part No.	Nom. OD	Weight lbs./mft	Part No.	Nom. OD	Weight lbs./mft	Part No.	Nom. OD	Weight lbs./mft	Part No.	Nom. OD	Weight lbs./mft	Part No.	Nom. OD	Weight lbs./mft
5	30505	0.465	108	30506	0.495	129	30507	0.645	212	30508	0.710	271	30509	0.765	358
6	30605	0.484	118	30606	0.522	144	30607	0.690	248	30608	0.745	308	30609	0.820	415
7	30705	0.484	125	30706	0.522	153	30707	0.690	261	30708	0.745	332	30709	0.845	449
8	30805	0.517	141	30806	0.560	173	30807	0.743	323	30808	0.802	369	30809	0.885	552
10	31005	0.592	169	31006	0.645	210	31007	0.858	357	31008	0.930	461	31009	1.05	639
12	31205	0.610	192	31206	0.698	260	31207	0.885	404	31208	0.990	550	31209	1.09	839
14	31405	0.636	216	31406	0.725	285	31407	0.926	518	31408	1.04	700	31409	1.12	855
16	31605	0.695	252	31606	0.760	314	31607	1.00	533	31608	1.09	786	31609	1.22	1073
20	32005	0.763	297	32006	0.835	378	32007	1.11	641	32008	1.20	832	32009	1.34	1186
24	32405	0.838	339	32406	0.910	441	32407	1.25	928	32408	1.36	1030	32409	1.48	1394
30	33005	0.897	422	33006	0.990	553	33007	1.09	1092	33008	1.43	1239	33009	1.56	1682
37	33705	0.980	522	33706	1.071	671	33707	1.42	1127	33708	1.54	1487	33709	1.68	2031

Dimensions and weights are nominal and are subject to industry tolerances unless otherwise noted.

See page 47 for Ordering and Color Code information.



Seoprene®

Coleman Cable Inc.

800.323.9355 • www.colemancable.com

Royal® SOOW

-40°C to 90°C 600V, UL/CSA/MSHA

PORTABLE CORD



- CONDUCTORS:**
- 18 AWG – 10 AWG fully annealed stranded bare copper
 - Class K stranding per ASTM B 174
- INSULATION:**
- Premium grade oil resistant Ethylene Propylene (EPDM)
- JACKET:**
- Water, sunlight, and oil resistant, flame-retardant Chlorinated Polyethylene (CPE)
- LEGEND:**
- CCI ROYAL X/C XX AWG (X.XX MM²) SOOW E54868-L (UL) 600V -40C TO 90C -- CSA LL39753(L) SOOW 600V -40C TO 90CFT2 WATER RESISTANT P-07-KA070018-1 MSHA
- FEATURES:**
- Excellent abrasion, ozone, sunlight, chemical and oil resistance, and water resistant with high degree of flexibility
 - UL and CSA approved for indoor and outdoor applications
 - Remains flexible in cold weather environments
- APPLICATIONS:**
- Push button remote controls
 - Portable industrial machinery and compressors
 - Water purification systems
- OPTIONS:**
- Tinned copper, shielding and other color codes available upon request
- INDUSTRY APPROVALS:**
- UL Standard 62
 - CSA 22. 2 No. 49
 - NEC Article 400
 - NEC 501.140 Class I Div. 2
 - MSHA
 - RoHS

Part Number	Gauge	No. Cond.	Stranding	Insulation Thickness		Nominal OD		Weight		Amps*
				in.	mm.	in.	mm.	lbs./mft	kg/km	
822225	18	2	16/30	0.030	0.76	0.346	8.79	67	100	10
822325	18	3	16/30	0.030	0.76	0.365	9.27	84	125	10
822425	18	4	16/30	0.030	0.76	0.390	9.91	98	146	7
830505	18	5	16/30	0.030	0.76	0.465	11.81	116	173	5
822226	16	2	26/30	0.030	0.76	0.370	9.40	81	121	13
822326	16	3	26/30	0.030	0.76	0.390	9.91	94	140	13
822426	16	4	26/30	0.030	0.76	0.415	10.54	118	176	10
830506	16	5	26/30	0.030	0.76	0.495	12.57	143	213	8
822227	14	2	41/30	0.045	1.14	0.500	12.70	134	199	18
822327	14	3	41/30	0.045	1.14	0.525	13.34	169	252	18
822427	14	4	41/30	0.045	1.14	0.570	14.48	201	299	15
830507	14	5	41/30	0.045	1.14	0.668	16.97	272	405	12
822228	12	2	65/30	0.045	1.14	0.570	14.48	184	274	25
822328	12	3	65/30	0.045	1.14	0.595	15.11	224	333	25
822428	12	4	65/30	0.045	1.14	0.650	16.51	276	411	20
830508	12	5	65/30	0.045	1.14	0.713	18.11	318	473	16
822229	10	2	104/30	0.045	1.14	0.615	15.62	225	335	30
822329	10	3	104/30	0.045	1.14	0.660	16.76	299	445	30
822429	10	4	104/30	0.045	1.14	0.710	18.03	360	536	25
830509	10	5	104/30	0.045	1.14	0.770	19.56	409	609	20

Dimensions and weights are nominal and are subject to industry tolerances unless otherwise noted.

* Ampacity based on NEC Table 400.5(A)
See page 47 for Ordering and Color Code information.



Coleman Cable Inc.
800.323.9355 • www.colemancable.com

Royal® SOOW

-40°C to 90°C 600V, UL/CSA/MSHA

- CONDUCTORS:** • 8 AWG – 2 AWG fully annealed stranded bare copper
• Stranding per ASTM B 174
- INSULATION:** • Premium grade oil resistant Ethylene Propylene (EPDM)
- JACKET:** • Water, sunlight, and oil resistant, flame-retardant Chlorinated Polyethylene (CPE)
- LEGEND:** • CCI ROYAL X/C XX AWG (X.XX MM²) SOOW E54868-L (UL) 600V -40C TO 90C -- CSA LL39753(L) SOOW 600V -40C TO 90CFT2 WATER RESISTANT P-07-KA070018-1 MSHA
- FEATURES:** • Excellent abrasion, ozone, sunlight, chemical and oil resistance, and water resistant with high degree of flexibility
• UL and CSA approved for indoor and outdoor applications
• Remains flexible in cold weather environments
- APPLICATIONS:** • Push button remote controls
• Portable industrial machinery and compressors
• Water purification systems
- OPTIONS:** • Tinned copper, shielding and other color codes available upon request
- INDUSTRY APPROVALS:** • UL Standard 62 • NEC 501.140 Class I Div. 2
• CSA 22. 2 No. 49 • MSHA
• NEC Article 400 • RoHS



Part Number	Gauge	No. Cond.	Stranding	Insulation Thickness		Nominal OD		Weight		Amps*
				in.	mm.	in.	mm.	lbs./mft	kg/km	
822316	8	3	133/29	0.060	1.52	0.880	22.35	485	722	40
822591	8	4	133/29	0.060	1.52	0.953	24.21	619	921	35
822540	8	5	133/29	0.060	1.52	1.034	26.26	722	1074	28
822391	6	3	133/27	0.060	1.52	1.040	26.42	700	1042	55
822589	6	4	133/27	0.060	1.52	1.125	28.58	837	1246	45
822392	6	5	133/27	0.060	1.52	1.185	30.10	979	1457	36
822601	4	3	133/25	0.060	1.52	1.135	28.83	902	1342	70
822471	4	4	133/25	0.060	1.52	1.255	31.88	1144	1702	60
822542	4	5	133/25	0.060	1.52	1.348	34.24	1320	1964	48
822490	2	3	133/.0223	0.060	1.52	1.305	33.15	1277	1900	95
822491	2	4	133/.0223	0.060	1.52	1.455	36.96	1639	2439	80
822492	2	5	133/.0223	0.060	1.52	1.556	39.52	1925	2864	64

Dimensions and weights are nominal and are subject to industry tolerances unless otherwise noted.

*Ampacity based on NEC Table 400.5(A)
See page 47 for Ordering and Color Code information.



Royal® SJOOW

-40°C to 90°C 300V, UL/CSA/MSHA

PORTABLE CORD



- CONDUCTORS:**
- 18 AWG – 10 AWG fully annealed stranded bare copper
 - Class K stranding per ASTM B 174
- INSULATION:**
- Premium grade oil resistant Ethylene Propylene (EPDM)
- JACKET:**
- Water, sunlight, and oil resistant, flame-retardant Chlorinated Polyethylene (CPE)
- LEGEND:**
- CCI ROYAL X/C XX AWG (X.XX MM²) SJOOW E54868-L (UL) 300V -40C TO 90C -- CSA LL39753(L) SJOOW 300V -40C TO 90C FT2 WATER RESISTANT P-07-KA070018-1 MSHA
- FEATURES:**
- Excellent abrasion, ozone, sunlight, chemical and oil resistance, and water resistant
 - UL and CSA approved for indoor and outdoor applications
 - Remains flexible in cold weather environments
- APPLICATIONS:**
- Portable industrial machinery and compressors
 - Push button remote controls
 - Portable lighting systems
- OPTIONS:**
- Tinned copper, shielding and other color codes available upon request
- INDUSTRY APPROVALS:**
- UL Standard 62
 - CSA 22. 2 No. 49
 - NEC Article 400
 - RoHS
 - NEC 501.140 Class I Div. 2
 - MSHA
 - Federal Spec #JC580B

Part Number	Gauge	No. Cond.	Stranding	Insulation Thickness		Nominal OD		Weight		Amps*
				in.	mm.	in.	mm.	lbs./mft	kg/km	
823225	18	2	16/30	0.030	0.76	0.285	7.24	46	68	10
823325	18	3	16/30	0.030	0.76	0.310	7.87	60	89	10
823425	18	4	16/30	0.030	0.76	0.330	8.38	73	108	7
823226	16	2	26/30	0.030	0.76	0.310	7.87	55	82	13
823326	16	3	26/30	0.030	0.76	0.330	8.38	74	110	13
823426	16	4	26/30	0.030	0.76	0.357	9.07	85	127	10
823227	14	2	41/30	0.030	0.76	0.340	8.64	75	112	18
823327	14	3	41/30	0.030	0.76	0.365	9.27	100	149	18
823427	14	4	41/30	0.030	0.76	0.395	10.03	119	177	15
823228	12	2	65/30	0.030	0.76	0.410	10.41	108	161	25
823328	12	3	65/30	0.030	0.76	0.430	10.92	150	223	25
823428	12	4	65/30	0.030	0.76	0.475	12.07	176	262	20
823229	10	2	104/30	0.045	1.14	0.620	15.75	226	336	30
823329	10	3	104/30	0.045	1.14	0.569	14.45	244	363	30
823429	10	4	104/30	0.045	1.14	0.635	16.13	302	450	25

Dimensions and weights are nominal and are subject to industry tolerances unless otherwise noted.

*Ampacity based on NEC Table 400.5(A)
See page 47 for Ordering and Color Code information.



Coleman Cable Inc.
800.323.9355 • www.colemancable.com

Royal® Type SOOW

-40°C to 90°C 600V, Non-UL

- CONDUCTORS:** • 8 AWG – 2 AWG fully annealed stranded bare copper
• Stranding per ASTM B 174
- INSULATION:** • Premium grade oil resistant Ethylene Propylene (EPDM)
- JACKET:** • Water, sunlight, and oil resistant, flame-retardant Chlorinated Polyethylene (CPE)
- LEGEND:** • CCI ROYAL (Size) (X.XX MM²) TYPE SOOW 600V
-40C TO 90C P-07-KA070018-1 MSHA
- FEATURES:** • Excellent abrasion, ozone, sunlight, chemical and oil resistance, and water resistant with high degree of flexibility
• Remains flexible in cold weather environments
• Good elongation and tensile strength
- APPLICATIONS:** • Portable industrial machinery and compressors
• Temporary power distribution systems
• Indoor and outdoor temporary power uses
- OPTIONS:** • Tinned copper, shielding and other color codes available upon request
- INDUSTRY APPROVALS:** • MSHA
• RoHS



PORTABLE CORD

Part Number	Gauge	No. Cond.	Stranding	Insulation Thickness		Nominal OD		Weight		Amps*
				in.	mm.	in.	mm.	lbs./mft	kg/km	
822220	8	2	133/.0106	0.050	1.27	0.632	16.05	274	407	40
822320	8	3	133/.0106	0.050	1.27	0.670	17.02	302	449	40
822420	8	4	133/.0106	0.050	1.27	0.765	19.43	443	659	35
822470	8	5	133/.0106	0.050	1.27	0.834	21.18	506	753	28
822221	6	2	133/.0141	0.050	1.27	0.724	18.39	351	523	55
822321	6	3	133/.0141	0.050	1.27	0.769	19.53	468	696	55
822421	6	4	133/.0141	0.050	1.27	0.836	21.23	626	932	45
822521	6	5	133/.0141	0.050	1.27	0.967	24.56	780	1162	36
822222	4	2	133/.0171	0.050	1.27	0.852	21.64	478	712	70
822322	4	3	133/.0171	0.050	1.27	0.906	23.01	664	988	70
822422	4	4	133/.0171	0.050	1.27	1.000	25.40	869	1293	60
822522	4	5	133/.0171	0.050	1.27	1.089	27.66	1032	1538	48
822223	2	2	133/.0220	0.050	1.27	1.084	27.53	712	1061	95
822323	2	3	133/.0220	0.050	1.27	1.092	27.74	1062	1580	95
822423	2	4	133/.0220	0.050	1.27	1.194	30.33	1286	1914	80
822523	2	5	133/.0220	0.050	1.27	1.323	33.60	1606	2393	64

Dimensions and weights are nominal and are subject to industry tolerances unless otherwise noted.

* Ampacity based on NEC Table 400.5(A)
See page 47 for Ordering and Color Code information.



Coleman Cable Inc.
800.323.9355 • www.colemancable.com

Royal Sovereign® SOOW - Yellow

-40°C to 105°C 600V, UL/CSA/MSHA

PORTABLE CORD



CONDUCTORS: • 18 AWG – 10 AWG fully annealed stranded bare copper
• Class K stranding per ASTM B 174

INSULATION: • Premium grade oil resistant Ethylene Propylene (EPDM)

JACKET: • Water, sunlight, and oil resistant, flame-retardant Yellow Chlorinated Polyethylene (CPE)

LEGEND: • CCI SOVEREIGN X/C XX AWG (X.XX MM²) SOOW E54864 (UL) 600V -40C TO 105C -- CSA LL39573 SOOW 600V -40C TO 105C FT2 WATER RESISTANT P-07-KA0700018-1 MSHA

FEATURES: • Superior flexibility in -40°C to 105°C temperature extremes
• Outstanding abrasion, ozone, sunlight, chemical and oil resistance, and water resistance in harsh environments
• Safety yellow provides superior contrast for better visibility in high-traffic industrial settings.

APPLICATIONS: • Temporary power distribution equipment
• Portable lighting and sound systems
• Indoor and outdoor portable power

OPTIONS: • Tinned copper, shielding and other color codes available upon request

INDUSTRY APPROVALS:

- UL Standard 62
- NEC 501.140 Class I Div. 2
- CSA 22. 2 No. 49
- MSHA
- NEC Article 400
- Federal Spec #JC580B
- RoHS

Part Number	Gauge	No. Cond.	Stranding	Insulation Thickness		Nominal OD		Weight		Amps*
				in.	mm.	in.	mm.	lbs./mft	kg/km	
822245	18	2	16/30	0.030	0.76	0.346	8.79	65	97	10
822345	18	3	16/30	0.030	0.76	0.365	9.27	84	125	10
822445	18	4	16/30	0.030	0.76	0.390	9.91	98	146	7
822246	16	2	26/30	0.030	0.76	0.370	9.40	81	121	13
822346	16	3	26/30	0.030	0.76	0.390	9.91	94	140	13
822446	16	4	26/30	0.030	0.76	0.415	10.54	118	176	10
822247	14	2	41/30	0.045	1.14	0.500	12.70	134	199	18
822347	14	3	41/30	0.045	1.14	0.525	13.34	169	252	18
822447	14	4	41/30	0.045	1.14	0.570	14.48	201	299	15
822248	12	2	65/30	0.045	1.14	0.570	14.48	184	274	25
822348	12	3	65/30	0.045	1.14	0.595	15.11	224	333	25
822448	12	4	65/30	0.045	1.14	0.650	16.51	276	411	20
822249	10	2	104/30	0.045	1.14	0.615	15.62	225	335	30
822349	10	3	104/30	0.045	1.14	0.660	16.76	299	445	30
822449	10	4	104/30	0.045	1.14	0.710	18.03	360	536	25

Dimensions and weights are nominal and are subject to industry tolerances unless otherwise noted.

* Ampacity based on NEC Table 400.5(A)
See page 47 for Ordering and Color Code information.



Coleman Cable Inc.
800.323.9355 • www.colemancable.com

Royal Sovereign® SJ00W - Yellow

-40°C to 105°C 300V, UL/CSA/MSHA

- CONDUCTORS:**
- 18 AWG – 10 AWG fully annealed stranded bare copper
 - Class K stranding per ASTM B 174
- INSULATION:**
- Premium grade oil resistant Ethylene Propylene (EPDM)
- JACKET:**
- Water, sunlight, and oil resistant, flame-retardant Yellow Chlorinated Polyethylene (CPE)
- LEGEND:**
- CCI SOVEREIGN X/C XX AWG (X.XX MM²) SJ00W E54864 (UL) 300V -40C TO 105C -- CSA LL39573 SJ00W 300V -40C TO 105C FT2 WATER RESISTANT P-07-KA0700018-1 MSHA
- FEATURES:**
- Superior flexibility in -40°C to 105°C temperature extremes
 - Outstanding abrasion, ozone, sunlight, chemical and oil resistance, and water resistance in harsh environments
 - Safety yellow provides superior contrast for better visibility in high-traffic industrial settings.
- APPLICATIONS:**
- Temporary power distribution equipment
 - Portable lighting and sound systems
 - Indoor and outdoor portable power
- OPTIONS:**
- Tinned copper, shielding and other color codes available upon request

- INDUSTRY APPROVALS:**
- UL Standard 62
 - CSA 22. 2 No. 49
 - NEC Article 400
 - RoHS
 - NEC 501.140 Class I Div. 2
 - MSHA
 - Federal Spec #JC580B



PORTABLE CORD

Part Number	Gauge	No. Cond.	Stranding	Insulation Thickness		Nominal OD		Weight		Amps*
				in.	mm.	in.	mm.	lbs./mft	kg/km	
823245	18	2	16/30	0.030	0.76	0.285	7.24	46	68	10
823345	18	3	16/30	0.030	0.76	0.310	7.87	60	89	10
823445	18	4	16/30	0.030	0.76	0.330	8.38	73	108	7
823246	16	2	26/30	0.030	0.76	0.310	7.87	55	82	13
823346	16	3	26/30	0.030	0.76	0.330	8.38	74	110	13
823446	16	4	26/30	0.030	0.76	0.357	9.07	85	127	10
823247	14	2	41/30	0.030	0.76	0.340	8.64	75	112	18
823347	14	3	41/30	0.030	0.76	0.365	9.27	100	149	18
823447	14	4	41/30	0.030	0.76	0.395	10.03	119	177	15
823248	12	2	65/30	0.030	0.76	0.410	10.41	108	161	25
823348	12	3	65/30	0.030	0.76	0.430	10.92	150	223	25
823448	12	4	65/30	0.030	0.76	0.475	12.07	176	262	20
823249	10	2	104/30	0.045	1.14	0.620	15.75	226	336	30
823349	10	3	104/30	0.045	1.14	0.569	14.45	244	363	30
823449	10	4	104/30	0.045	1.14	0.635	16.13	302	450	25

Dimensions and weights are nominal and are subject to industry tolerances unless otherwise noted.

*Ampacity based on NEC Table 400.5(A)
See page 47 for Ordering and Color Code information.



Coleman Cable Inc.
800.323.9355 • www.colemancable.com

Royal® SOOW Control Cable

-40°C to 90°C 600V, UL/CSA/MSHA

PORTABLE CORD



- CONDUCTORS:**
- 18 AWG – 10 AWG fully annealed stranded bare copper
 - Class K stranding per ASTM B 174
- INSULATION:**
- Premium grade oil resistant Ethylene Propylene (EPDM)
- JACKET:**
- Water, sunlight, and oil resistant, flame-retardant Chlorinated Polyethylene (CPE)
- LEGEND:**
- CCI ROYAL X/C XX AWG (XX MM²) SOOW E54864-L (UL) 600V -40C TO 90C -- CSA LL39753(L) SOOW 600V -40C TO 90C FT2 WATER RESISTANT P-07-KA070018-1 MSHA
- FEATURES:**
- Excellent abrasion, ozone, sunlight, chemical and oil resistance, and water resistant with high degree of flexibility
 - Approved for indoor and outdoor locations
 - Good tensile strength, elongation, and aging properties
- APPLICATIONS:**
- Petrochemical manufacturing and processing facilities
 - Industrial cooling and refrigeration equipment
 - Conveyors and multi-line automation/robotic systems
- OPTIONS:**
- Tinned copper, shielding and other color codes available upon request
- INDUSTRY APPROVALS:**
- UL Standard 62
 - CSA 22. 2 No. 49
 - NEC Article 400
 - RoHS
 - NEC 501.140 Class I Div. 2
 - MSHA
 - Federal Spec #JC580B

No. Cond.	18 (16/30) AWG			16 (26/30) AWG			14 (41/30) AWG			12 (65/30) AWG			10 (104/30) AWG		
	Part No.	Nom. OD	Weight lbs./mft	Part No.	Nom. OD	Weight lbs./mft	Part No.	Nom. OD	Weight lbs./mft	Part No.	Nom. OD	Weight lbs./mft	Part No.	Nom. OD	Weight lbs./mft
5	830505	0.465	116	830506	0.495	143	830507	0.668	272	830508	0.713	338	830509	0.770	440
6	830605	0.488	132	830606	0.527	171	830607	0.664	262	830608	0.740	351	830609	0.806	466
7	830705	0.488	159	830706	0.527	180	830707	0.670	278	830708	0.746	372	830709	0.835	520
8	830805	0.521	175	830806	0.564	201	830807	0.743	341	830808	0.803	418	830809	0.866	536
10	831005	0.596	206	831006	0.648	251	831007	0.858	410	831008	0.930	505	831009	1.04	683
12	831205	0.612	231	831206	0.696	299	831207	0.883	482	831208	0.987	690	831209	1.07	801
14	831405	0.640	241	831406	0.727	342	831407	0.908	489	831408	1.04	728	831409	1.12	918
16	831605	0.668	284	831606	0.763	367	831607	1.00	628	831608	1.09	762	831609	1.18	1035
20	832005	0.767	347	832006	0.775	414	832007	1.11	782	832008	1.20	922	832009	1.34	1281
24	832405	0.830	383	832406	0.920	490	832407	1.20	810	832408	1.35	1133	832409	1.48	1514
30	833005	0.873	453	833006	1.000	613	833007	1.29	997	833008	1.42	1326	833009	1.56	1822
37	833705	0.980	570	833706	1.060	719	833707	1.30	1203	833708	1.54	1562	833709	1.68	2181

Dimensions and weights are nominal and are subject to industry tolerances unless otherwise noted.

See page 47 for Ordering and Color Code information.



Coleman Cable Inc.
800.323.9355 • www.colemancable.com

Royal® STOW / SJTOW

-20°C to 60°C 600V, UL/CSA

- CONDUCTORS:**
- 18 AWG – 10 AWG fully annealed stranded bare copper
 - Class K stranding per ASTM B 174
- INSULATION:**
- Industrial grade Polyvinyl Chloride (PVC)
- JACKET:**
- Water, sunlight, and oil resistant Polyvinyl Chloride (PVC)
- LEGEND:**
- CCI ROYAL (SIZE) SJTOW (or STOW) E54684 (UL) 300V (or 600V) -- CSA LL39753 (SIZE) SJTOW(or STOW) 300V (or 600V) 60C FT1 WATER RESISTANT
- FEATURES:**
- SJTOW: 300V Hard Usage per NEC Article 400
 - STOW: 600V Extra Hard Usage per NEC Article 400
- APPLICATIONS:**
- Temporary lighting equipment
 - Portable tools
 - Motors
- INDUSTRY APPROVALS:**
- UL Standard 62
 - CSA 22.2 No. 49
 - RoHS



PORTABLE CORD

Part Number	Gauge	No. Cond.	Stranding	Insulation Thickness		Nominal OD		Weight		Amps*
				in.	mm.	in.	mm.	lbs./mft	kg/km	
SJTOW										
20125	18	2	16/30	0.030	0.76	0.290	7.37	41	61	10
20135	18	3	16/30	0.030	0.76	0.305	7.75	51	76	10
20145	18	4	16/30	0.030	0.76	0.330	8.38	63	94	7
20126	16	2	26/30	0.030	0.76	0.330	8.38	55	82	13
20136	16	3	26/30	0.030	0.76	0.330	8.38	63	94	13
20146	16	4	26/30	0.030	0.76	0.355	9.02	76	113	10
20127	14	2	41/30	0.030	0.76	0.343	8.71	61	91	18
20137	14	3	41/30	0.030	0.76	0.365	9.27	83	124	18
20147	14	4	41/30	0.030	0.76	0.395	10.03	103	153	15
20128	12	2	65/30	0.030	0.76	0.415	10.54	98	146	25
20138	12	3	65/30	0.030	0.76	0.430	10.92	123	183	25
20148	12	4	65/30	0.030	0.76	0.470	11.94	156	232	20
20129	10	2	104/30	0.045	1.14	0.549	13.94	164	244	30
20139	10	3	104/30	0.045	1.14	0.575	14.61	208	310	30
20149	10	4	104/30	0.045	1.14	0.630	16.00	269	400	25
20159	10	5	104/30	0.045	1.14	0.751	19.08	341	507	20
STOW										
20025	18	2	16/30	0.030	0.76	0.345	8.76	59	88	10
20035	18	3	16/30	0.030	0.76	0.365	9.27	69	103	10
20045	18	4	16/30	0.030	0.76	0.930	9.91	81	121	7
20026	16	2	26/30	0.030	0.76	0.370	9.40	71	106	13
20036	16	3	26/30	0.030	0.76	0.390	9.91	83	124	13
20046	16	4	26/30	0.030	0.76	0.415	10.54	101	150	10
20027	14	2	41/30	0.045	1.14	0.505	12.83	123	183	18
20037	14	3	41/30	0.045	1.14	0.535	13.59	148	220	18
20047	14	4	41/30	0.045	1.14	0.565	14.35	178	265	15
20028	12	2	65/30	0.045	1.14	0.565	14.35	163	243	25
20038	12	3	65/30	0.045	1.14	0.595	15.11	198	295	25
20048	12	4	65/30	0.045	1.14	0.645	16.38	242	360	20
20029	10	2	104/30	0.045	1.14	0.620	15.75	207	308	30
20039	10	3	104/30	0.045	1.14	0.655	16.64	257	382	30
20049	10	4	104/30	0.045	1.14	0.705	17.91	317	432	25
20259	10	5	104/30	0.045	1.14	0.765	19.43	377	561	20

Dimensions and weights are nominal and are subject to industry tolerances unless otherwise noted.

*Ampacity based on NEC Table 400.5(A)
Tinned copper, shielding and other color codes available upon request.
See page 47 for Ordering and Color Code information.



Coleman Cable Inc.

800.323.9355 • www.colemancable.com

Royal® Bus Drop Cable

-20°C to 60°C 600V, UL/MSHA

PORTABLE CORD



CONDUCTORS: • 14 AWG – 2 AWG fully annealed stranded bare copper
• Stranding per ASTM B 8

INSULATION: • Premium grade Polyvinyl Chloride (PVC)

JACKET: • Industrial grade, abrasion resistant Polyvinyl Chloride (PVC)

LEGEND: • CCI ROYAL E54864 (SIZE) BUS DROP CABLE TW INS.
(UL) 600V 60C DRY 60C WET OUTDOOR

FEATURES: • Oils, lubricants, acids, alkalis, water, ozone and abrasion resistant
• One uninsulated ground per current-carrying conductor
• Wet and dry location approved

APPLICATIONS: • Drop cable from overhead electrical busways
• Connection of stationary equipment to allow relocation
• Indoor or outdoor wet and dry locations

OPTIONS: • Tinned copper, shielding and other color codes available upon request

INDUSTRY APPROVALS: • UL Subject 509
• OSHA
• RoHS

Part Number	Gauge	No. Cond.	Stranding	Insulation Thickness		Nominal OD		Weight		Amps*
				in.	mm.	in.	mm.	lbs./mft	kg/km	
50307	14	3	19/.0147	0.030	0.76	0.379	20.62	107	159	20
50308	12	3	19/.0185	0.030	0.76	0.420	22.85	147	219	25
50309	10	3	19/.0234	0.030	0.76	0.470	25.57	209	311	30
50310	8	3	19/.0295	0.045	1.14	0.630	34.27	326	485	40
50311	6	3	19/.0403	0.060	1.52	0.794	43.19	487	725	55
50312	4	3	19/.0469	0.060	1.52	0.939	51.08	735	1094	70
50313	2	3	19/.0591	0.060	1.52	1.071	58.26	1022	1521	95

Dimensions and weights are nominal and are subject to industry tolerances unless otherwise noted.

* Ampacity based on NEC Table 310.16(A)
See page 47 for Ordering and Color Code information.



Coleman Cable Inc.
800.323.9355 • www.colemancable.com

Baron® Twisted Pump Cable

-50°C to 90°C 600V, UL

CONDUCTORS: • 14 AWG – 2 AWG fully annealed solid or stranded bare copper
• Stranding per ASTM B 8

INSULATION: • Premium grade Thermoplastic Elastomer (TPE)

LEGEND: • CCI PUMP CABLE XX AWG (XX MM²) E54868 (UL) 600V
90C DRY 75C WET

FEATURES: • Abrasion, ozone, sunlight, chemical and oil and water resistance provides outstanding cable life in the harshest environments
• -50°C to 90°C; 75°C Wet Rated

APPLICATIONS: • For use within the well casing to supply power to deep well submersible pumps

OPTIONS: • Tinned copper and other color codes available upon request

INDUSTRY APPROVALS: • UL
• RoHS



PORTABLE CORD

Without Ground				Insulation Thickness		Nominal OD		Weight	
Part Number	Gauge	No. Cond.	Stranding	in.	mm.	in.	mm.	lbs./mft	kg/km
42207	14	2	SOLID	0.030	0.76	0.256	6.502	38	57
42307	14	3	SOLID	0.030	0.76	0.276	7.010	58	86
42208	12	2	SOLID	0.030	0.76	0.290	7.366	50	74
42308	12	3	SOLID	0.030	0.76	0.313	7.950	83	124
42209	10	2	SOLID	0.030	0.76	0.332	8.433	83	124
42309	10	3	SOLID	0.030	0.76	0.359	9.119	124	185
42310	8	3	19/.0295	0.060	1.52	0.583	14.808	234	348
43311	6	3	19/.0372	0.060	1.52	0.665	16.891	345	514
43312	4	3	19/.0469	0.060	1.52	0.771	19.583	512	762
43313	2	3	19/.0591	0.060	1.52	0.907	23.038	774	1157

Dimensions and weights are nominal and are subject to industry tolerances unless otherwise noted.

With Ground				Insulation Thickness		Nominal OD		Weight		
Part Number	Gauge	No. Cond.	Stranding	Ground	in.	mm.	in.	mm.	lbs./mft	kg/km
42257	14	2 W/GND	SOLID	1 X 14 AWG	0.030	0.76	0.276	7.01	50	74
42357	14	3 W/GND	SOLID	1 X 14 AWG	0.030	0.76	0.309	7.85	67	100
42258	12	2 W/GND	SOLID	1 X 12 AWG	0.030	0.76	0.313	7.95	75	112
42358	12	3 W/GND	SOLID	1 X 12 AWG	0.030	0.76	0.351	8.92	100	149
42259	10	2 W/GND	SOLID	1 X 10 AWG	0.030	0.76	0.358	9.09	113	168
42359	10	3 W/GND	SOLID	1 X 10 AWG	0.030	0.76	0.401	10.19	151	225
42260	8	2 W/GND	19/.0295	1 x 10 AWG	0.045	1.14	0.475	12.07	169	252
42360	8	3 W/GND	19/.0295	1 x 10 AWG	0.045	1.14	0.545	13.84	234	348
42361	6	3 W/GND	19/.0372	1 X 8 AWG	0.060	1.52	0.709	18.01	375	558
42362	4	3 W/GND	19/.0469	1 X 8 AWG	0.060	1.52	0.780	19.81	537	799
42363	2	3 W/GND	19/.0591	1 X 6 AWG	0.060	1.52	0.950	24.13	825	1228

Dimensions and weights are nominal and are subject to industry tolerances unless otherwise noted.

See page 47 for Ordering and Color Code information.



Coleman Cable Inc.
800.323.9355 • www.colemancable.com

Baron® Jacketed Pump Cable

-20°C to 75°C 600V, UL

PORTABLE CORD



CONDUCTORS: • 14 AWG – 2/0 AWG fully annealed stranded bare copper
• Stranding per ASTM B 8

INSULATION: • Industrial grade Polyvinyl Chloride (PVC)

JACKET: • Sunlight, ozone and water resistant Polyvinyl Chloride (PVC)

LEGEND: • CCI SUBMERSIBLE PUMP CABLE X/C XX AWG
(XX MM²) E101736 (UL) TYPE THW 600V INS

FEATURES: • Superior abrasion, ozone, sunlight, chemical and oil and water resistance provides outstanding cable life in the harshest environments
• -20°C to 75°C; 75°C Wet Rated

APPLICATIONS: • For use within the well casing to supply power to deep well submersible pumps
• Designed for use where flexibility during installation and operation is required

OPTIONS: • Tinned copper and other color codes available upon request

INDUSTRY APPROVALS: • UL • RoHS

Without Ground				Insulation Thickness		Nominal OD		Weight	
Part Number	Gauge	No. Cond.	Stranding	in.	mm.	in.	mm.	lbs./mft	kg/km
42217	14	2	7/.0242	0.045	1.14	0.260 X 0.426	6.60 X 10.82	78	116
42317	14	3	7/.0242	0.045	1.14	0.260 X 0.592	6.60 X 15.04	114	170
42218	12	2	19/.0185	0.050	1.27	0.288 X 0.478	7.32 X 12.14	103	153
42318	12	3	19/.0185	0.050	1.27	0.288 X 0.655	7.32 X 16.64	133	198
42219	10	2	19/.0234	0.050	1.27	0.304 X 0.514	7.72 X 13.06	135	201
42319	10	3	19/.0234	0.050	1.27	0.304 X 0.724	7.72 X 18.39	200	298
42320	8	3	19/.0295	0.060	1.52	0.365 X 0.903	9.27 X 22.94	303	451
42321	6	3	19/.0372	0.060	1.52	0.402 X 1.018	10.21 X 25.86	418	622
42322	4	3	19/.0469	0.060	1.52	0.451 X 1.165	11.46 X 29.59	605	900
42323	2	3	19/.0591	0.060	1.52	0.512 X 1.348	13.00 X 34.24	881	1311

Dimensions and weights are nominal and are subject to industry tolerances unless otherwise noted.

With Ground					Insulation Thickness		Nominal OD		Weight	
Part Number	Gauge	No. Cond.	Stranding	Ground	in.	mm.	in.	mm.	lbs./mft	kg/km
42267	14	2 W/GND	19/.0147	1 X 14 AWG	0.030	0.76	0.184 X 0.452	4.67 X 11.48	76	113
42367	14	3 W/GND	19/.0147	1 X 14 AWG	0.030	0.76	0.184 X 0.586	4.67 X 14.88	101	150
42268	12	2 W/GND	19/.0185	1 X 12 AWG	0.030	0.76	0.203 X 0.509	5.16 X 12.93	106	158
42368	12	3 W/GND	19/.0185	1 X 12 AWG	0.030	0.76	0.203 X 0.662	5.16 X 16.81	141	210
42269	10	2 W/GND	19/.0234	1 X 10 AWG	0.030	0.76	0.226 X 0.578	5.74 X 14.68	151	225
42369	10	3 W/GND	19/.0234	1 X 10 AWG	0.030	0.76	0.226 X 0.754	5.74 X 19.15	201	299
42370	8	3 W/GND	19/.0295	1 X 10 AWG	0.045	1.14	0.302 X 0.962	9.19 X 24.43	312	464
42371	6	3 W/GND	19/.0372	1 X 8 AWG	0.060	1.52	0.370 X 1.232	9.39 X 31.29	489	741
42372	4	3 W/GND	19/.0469	1 X 8 AWG	0.060	1.52	0.419 X 1.379	10.64 X 35.03	674	1003
42373	2	3 W/GND	19/.0591	1 X 6 AWG	0.060	1.52	0.480 X 1.630	12.19 X 41.40	996	1482
42374	1/0	3 W/GND	19/.0745	1 X 6 AWG	0.080	2.03	0.627 X 2.011	15.93 X 51.08	1551	2308
42375	2/0	3 W/GND	19/.0837	1 X 6 AWG	0.080	2.03	0.674 X 2.152	17.12 X 54.66	1859	2766

Dimensions and weights are nominal and are subject to industry tolerances unless otherwise noted.

See page 47 for Ordering and Color Code information.



Coleman Cable Inc.
800.323.9355 • www.colemancable.com

Baron® Superior Bonded Pump Cable

-20°C to 75°C 600V, UL

- CONDUCTORS:**
- 14 AWG – 4 AWG fully annealed stranded bare copper
 - Stranding per ASTM B 8
- INSULATION:**
- Industrial grade Polyvinyl Chloride (PVC)
- LEGEND:**
- CCI SUBMERSIBLE PUMP CABLE XX AWG (XX MM²) E101736 (UL) TYPE THW 600V INS
- FEATURES:**
- Superior abrasion, ozone, sunlight, chemical and oil and water resistance provides outstanding cable life in the harshest environments
 - -20°C to 75°C
- APPLICATIONS:**
- For use within the well casing to supply power to deep well submersible pumps
- OPTIONS:**
- Tinned copper and other color codes available upon request
- INDUSTRY APPROVALS:**
- UL
 - RoHS



PORTABLE CORD

Without Ground				Insulation Thickness		Nominal OD		Weight	
Part Number	Gauge	No. Cond.	Stranding	in.	mm.	in.	mm.	lbs./mft	kg/km
42287	14	2	19/.0147	0.045	1.14	0.164 X 0.328	4.16 X 8.33	45	67
42387	14	3	19/.0147	0.045	1.14	0.164 X 0.492	4.16 X 12.50	68	101
42288	12	2	19/.0185	0.045	1.14	0.183 X 0.366	4.65 X 9.29	64	95
42388	12	3	19/.0185	0.045	1.14	0.183 X 0.549	4.65 X 13.94	96	143
42289	10	2	19/.0234	0.045	1.14	0.206 X 0.412	5.23 X 10.46	92	137
42389	10	3	19/.0234	0.045	1.14	0.206 X 0.618	5.23 X 15.69	138	205
42390	8	3	168/30	0.060	1.52	0.285 X 0.855	7.24 X 21.72	236	351
42391	6	3	259/30	0.060	1.52	0.307 X 0.921	7.80 X 23.39	346	515
42392	4	3	420/30	0.060	1.52	0.376 X 1.128	9.55 X 28.65	505	751

Dimensions and weights are nominal and are subject to industry tolerances unless otherwise noted.

With Ground					Insulation Thickness		Nominal OD		Weight	
Part Number	Gauge	No. Cond.	Stranding	Ground	in.	mm.	in.	mm.	lbs./mft	kg/km
42237	14	2 W/GND	19/.0147	1 X 14 AWG	0.045	1.14	0.164 X 0.492	4.16 X 12.50	68	101
42337	14	3 W/GND	19/.0147	1 X 14 AWG	0.045	1.14	0.164 X 0.656	4.16 X 16.66	91	135
42238	12	2 W/GND	19/.0185	1 X 12 AWG	0.045	1.14	0.183 X 0.549	4.65 X 13.94	96	143
42338	12	3 W/GND	19/.0185	1 X 12 AWG	0.045	1.14	0.183 X 0.732	4.65 X 18.59	128	191
42239	10	2 W/GND	19/.0234	1 X 10 AWG	0.045	1.14	0.206 X 0.618	5.23 X 15.69	138	205
42339	10	3 W/GND	19/.0234	1 X 10 AWG	0.045	1.14	0.206 X 0.824	5.23 X 20.92	184	273
42240	8	2 W/GND	168/30	1 X 10 AWG	0.060	1.52	0.285 X 0.855	7.24 X 21.72	197	293
42340	8	3 W/GND	168/30	1 X 10 AWG	0.060	1.52	0.285 X 1.14	7.24 X 28.96	272	405
42341	6	3 W/GND	259/30	1 X 8 AWG	0.060	1.52	0.307 X 1.23	7.80 X 31.24	418	622
42342	4	3 W/GND	420/30	1 X 8 AWG	0.060	1.52	0.376 X 1.50	9.55 X 38.10	566	842

Dimensions and weights are nominal and are subject to industry tolerances unless otherwise noted.

See page 47 for Ordering and Color Code information.



Coleman Cable Inc.
800.323.9355 • www.colemancable.com

Baron® Supreme Jacketed Pump Cable

-50°C to 90°C 600V, UL

PORTABLE CORD



- CONDUCTORS:**
- 14 AWG – 2 AWG fully annealed stranded bare copper
 - Class K stranding per ASTM B 174
- INSULATION:**
- Premium grade Thermoplastic Elastomer (TPE)
 - Brilliant colors for easy identification
- JACKET:**
- Water, sunlight, oil resistant, flame-retardant Thermoplastic Elastomer (TPE)
- LEGEND:**
- CCI PUMP CABLE XX AWG X/C (XX MM²) E54868 (UL) 600V 90C DRY 75C WET
- FEATURES:**
- Superior abrasion, ozone, sunlight, chemical and oil and water resistance provides outstanding cable life in the harshest environments
 - -50°C to 90°C; 75°C Wet Rated
- APPLICATIONS:**
- For use within the well casing to supply power to deep well submersible pumps
 - Designed for use where flexibility during installation and operation is required
 - Jacketed pump cable provides added mechanical protection during installation and operation
- INDUSTRY APPROVALS:**
- UL
 - RoHS

Part Number	Gauge	No. Cond.	Stranding	Insulation Thickness		Nominal OD		Weight	
				in.	mm.	in.	mm.	lbs./mft	kg/km
44207	14	2	41/30	0.030	0.76	0.196 X 0.332	4.98 X 8.43	45	67
44307	14	3	41/30	0.030	0.76	0.196 X 0.468	4.98 X 11.89	67	100
44208	12	2	65/30	0.030	0.76	0.216 X 0.372	5.49 X 9.45	64	95
44308	12	3	65/30	0.030	0.76	0.216 X 0.526	5.49 X 13.36	94	140
44209	10	2	104/30	0.030	0.76	0.241 X 0.422	6.12 X 10.72	92	137
44309	10	3	104/30	0.030	0.76	0.241 X 0.597	6.12 X 15.16	137	204
44310	8	3	168/30	0.060	1.52	0.365 X 0.935	9.27 X 23.75	261	388
44311	6	3	266/30	0.060	1.52	0.404 X 1.053	10.26 X 26.75	376	560
44312	4	3	420/30	0.060	1.52	0.459 X 1.227	11.66 X 31.17	551	820
44313	2	3	665/30	0.060	1.52	0.554 X 1.447	14.07 X 36.75	842	1253

Dimensions and weights are nominal and are subject to industry tolerances unless otherwise noted.

Part Number	Gauge	No. Cond.	Stranding	Ground	Insulation Thickness		Nominal OD		Weight	
					in.	mm.	in.	mm.	lbs./mft	kg/km
44257	14	2 W/GND	41/30	1 X 14 AWG	0.030	0.76	0.188 X 0.464	4.78 X 11.79	65	97
44258	12	2 W/GND	65/30	1 X 12 AWG	0.030	0.76	0.206 X 0.518	5.23 X 13.16	92	137
44358	12	3 W/GND	65/30	1 X 12 AWG	0.030	0.76	0.206 X 0.674	5.23 X 17.12	122	182
44259	10	2 W/GND	104/30	1 X 10 AWG	0.030	0.76	0.231 X 0.593	5.87 X 15.06	135	201
44359	10	3 W/GND	104/30	1 X 10 AWG	0.030	0.76	0.231 X 0.774	5.87 X 19.66	180	268
44360	8	3 W/GND	168/30	1 x 10 AWG	0.045	1.14	0.316 X 1.009	8.03 X 25.63	284	423
44361	6	3 W/GND	266/30	1 X 8 AWG	0.060	1.52	0.369 X 1.243	9.37 X 31.57	441	656
44362	4	3 W/GND	420/30	1 X 8 AWG	0.060	1.52	0.438 X 1.45	11.13 X 36.83	626	932
44363	2	3 W/GND	665/30	1 x 6 AWG	0.060	1.52	0.484 X 1.641	12.29 X 41.68	920	1369

Dimensions and weights are nominal and are subject to industry tolerances unless otherwise noted.

Tinned copper and other color codes available upon request.
See page 47 for Ordering and Color Code information.



Coleman Cable Inc.
800.323.9355 • www.colemancable.com

Seoprene® Welding Cable

-50°C to 105°C 600V, TPE

CONDUCTORS: • 8 – 4/0 fully annealed stranded bare copper

INSULATION: • Seoprene® Thermoplastic Elastomer (TPE)

LEGEND: • CCI XX WELDING CABLE 600V 105C MADE IN USA MSHA

FEATURES: • Supreme flexibility at extreme temperatures between -50°C to 105°C
 • High resistance to flame, oil, grease, solvents, ozone and abrasion
 • 600V high dielectric strength integrity. Lightweight, heavy-duty jacket
 • Easy handling and storing

APPLICATIONS: • Secondary voltage resistance welding cable leads
 • Temporary power uses
 • National electrical code Article 630 electric welders


OPTIONS: • Tinned copper and colors available upon request

INDUSTRY APPROVALS: • MSHA
 • RoHS

RECOMMENDED MINIMUM WELDING CABLE SIZING CHART

Welding Current Amps	Length in Feet For Total Circuit for Secondary Voltages Only (DO NOT Use This Table For 600 Volt In-Line Applications)						
	50	100	150	200	250	300	350
100	4	4	4	2	2	1	1/0
150	4	4	2	1	1/0	2/0	3/0
200	2	2	1	1/0	2/0	3/0	4/0
250	2	2	1/0	2/0	3/0	4/0	
300	1	1	2/0	3/0	4/0		
350	1/0	1/0	3/0	4/0			
400	2/0	2/0	3/0				
500	3/0	4/0	4/0				
600	4/0	4/0					

- Ampacities are based on 105°C conductor temperature, 40°C ambient air / 50% duty cycle and approximate voltage drop of 4V @ 25°C conductor temperature or 5VB @ 105°C conductor temperature.



Part Number	Gauge	Stranding	Insulation Thickness		Nominal OD		Weight	
			in.	mm.	in.	mm.	lbs./mft	kg/km
10010	8	168/30	0.073	1.85	0.309	7.85	87	129
10011	6	266/30	0.073	1.85	0.322	8.18	117	174
10012	4	392/30	0.073	1.85	0.358	9.09	162	241
10013	2	651/30	0.073	1.85	0.437	11.10	249	371
10014	1	798/30	0.073	1.85	0.467	11.86	298	443
10015	1/0	1026/30	0.087	2.21	0.536	13.61	386	574
10016	2/0	1254/30	0.087	2.21	0.574	14.58	475	707
10017	3/0	1615/30	0.105	2.67	0.677	17.20	625	930
10018	4/0	2052/30	0.105	2.67	0.738	18.75	775	1153

Dimensions and weights are nominal and are subject to industry tolerances unless otherwise noted.

See page 47 for Ordering and Color Code information.



Seoprene®

Coleman Cable Inc.
 800.323.9355 • www.colemancable.com

Royal® / Excelene® Welding Cable

-50°C to 105°C 600V, EPDM

PORTABLE CORD



CONDUCTORS: • 8 – 4/0 fully annealed stranded bare copper

INSULATION: • Industrial grade Ethylene Propylene (EP) Rubber

LEGEND: • CCI ROYAL/EXCELENE (SIZE) (XX MM²) WELDING CABLE 600V -50C TO 105C MADE IN THE USA

FEATURES: • Finely stranded bare copper provides extra flexible constructions
• Greater temperature range (-50°C to 105°C) than typical welding cable
• Abrasion and tear resistant industrial grade jacket compound

APPLICATIONS: • Secondary voltage resistance welding cable leads
• Temporary power uses
• National electrical code Article 630 electric welders

OPTIONS: • Tinned copper and colors available upon request

INDUSTRY APPROVALS: • RoHS

RECOMMENDED MINIMUM WELDING CABLE SIZING CHART

Welding Current Amps	Length in Feet For Total Circuit for Secondary Voltages Only (DO NOT Use This Table For 600 Volt In-Line Applications)						
	50	100	150	200	250	300	350
100	4	4	4	2	2	1	1/0
150	4	4	2	1	1/0	2/0	3/0
200	2	2	1	1/0	2/0	3/0	4/0
250	2	2	1/0	2/0	3/0	4/0	
300	1	1	2/0	3/0	4/0		
350	1/0	1/0	3/0	4/0			
400	2/0	2/0	3/0				
500	3/0	4/0	4/0				
600	4/0	4/0					

- Ampacities are based on 105°C conductor temperature, 40°C ambient air / 50% duty cycle and approximate voltage drop of 4V @ 25°C conductor temperature or 5VB @ 105°C conductor temperature.

Part Number	Gauge	Stranding	Insulation Thickness		Nominal OD		Weight	
			in.	mm.	in.	mm.	lbs./mft	kg/km
10410	8	168/30	0.064	1.63	0.285	7.24	85	126
10411	6	266/30	0.064	1.63	0.305	7.75	116	173
10412	4	392/30	0.064	1.63	0.340	8.64	159	240
10413	2	651/30	0.064	1.63	0.420	10.67	251	374
10414	1	798/30	0.084	2.13	0.490	12.45	321	460
10415	1/0	1026/30	0.084	2.13	0.525	13.34	395	451
10416	2/0	1254/30	0.084	2.13	0.570	14.48	471	701
10417	3/0	1615/30	0.084	2.13	0.635	16.13	588	710
10418	4/0	2052/30	0.084	2.13	0.695	17.65	749	1065

Dimensions and weights are nominal and are subject to industry tolerances unless otherwise noted.

See page 47 for Ordering and Color Code information.



ROYAL

EXCELENE

Coleman Cable Inc.

800.323.9355 • www.colemancable.com

Royal® / Super Excelene® Welding Cable

-50°C to 90°C 600V, UL CPE

- CONDUCTORS:**
- 6 AWG - 4/0 fully annealed stranded bare copper
 - Class K stranding per ASTM B 174
- INSULATION:**
- Chlorinated Polyethylene (CPE)
- LEGEND:**
- XX AWG SUPER EXCELENE E178457 (UL) 600V 90C (-50C) OIL RESISTANT MADE IN USA
- FEATURES:**
- -50°C to 90°C Rated
 - Annealed stranded bare copper per ASTM B-172.
 - Footmarked for easy length identification.
 - Ozone, sun, weather, and chemical resistant.
- APPLICATIONS:**
- National Electric Code Article 630 Electric Welders.
 - Designed for use as welding leads from the secondary side of the power source - typical of arc welders and welding generators.
 - Additional uses may include flexible lead cable; electrode to welder unit, battery cables, and temporary and permanent lead cables.
- OPTIONS:**
- Tinned copper and colors available upon request
- INDUSTRY APPROVALS:**
- UL



RECOMMENDED MINIMUM WELDING CABLE SIZING CHART

Welding Current Amps	Length in Feet For Total Circuit for Secondary Voltages Only (DO NOT Use This Table For 600 Volt In-Line Applications)						
	50	100	150	200	250	300	350
100	4	4	4	2	2	1	1/0
150	4	4	2	1	1/0	2/0	3/0
200	2	2	1	1/0	2/0	3/0	4/0
250	2	2	1/0	2/0	3/0	4/0	
300	1	1	2/0	3/0	4/0		
350	1/0	1/0	3/0	4/0			
400	2/0	2/0	3/0				
500	3/0	4/0	4/0				
600	4/0	4/0					

- Ampacities are based on 105°C conductor temperature, 40°C ambient air / 50% duty cycle and approximate voltage drop of 4V @ 25°C conductor temperature or 5VB @ 105°C conductor temperature.

Part Number	Gauge	Stranding	Insulation Thickness		Nominal OD		Weight	
			in.	mm.	in.	mm.	lbs./mft	kg/km
F06016	6	266/30	0.085	2.16	0.364	9.25	145	216
F04038	4	420/30	0.085	2.16	0.414	10.52	205	305
F03009	3	525/30	0.085	2.16	0.454	11.53	253	377
F02033	2	665/30	0.090	2.29	0.482	12.24	295	439
F01020	1	1064/30	0.090	2.29	0.522	13.26	357	531
F1T010	1/0	1064/30	0.090	2.29	0.582	14.78	456	679
F2T008	2/0	1330/30	0.090	2.29	0.637	16.18	555	826
F3T045	3/0	1672/30	0.090	2.29	0.653	16.59	650	967
F4T009	4/0	2109/30	0.090	2.29	0.695	17.65	764	1137

Dimensions and weights are nominal and are subject to industry tolerances unless otherwise noted.

See page 47 for Ordering and Color Code information.



Coleman Cable Inc.

800.323.9355 • www.colemancable.com

Royal® XHHW-2

-40°C to 90°C 600V, UL/CSA

PORTABLE CORD



CONDUCTORS: • 8 AWG – 500 MCM fully annealed stranded bare copper
• Class B stranding in accordance with ASTM B 8

INSULATION: • Flame-retardant Cross-Linked Polyethylene (XLPE)

LEGEND: • **8 AWG - 1 AWG:**
CCI ROYAL XX AWG (XX MM²) E137925 (UL) XHHW-2
90C 600V -- C(UL) RW90 XLPE 90C WET OR DRY
600V FT1

• **1/0 - 500 MCM:**
CCI Royal XX AWG (XX MM²) E137925 (UL) XHHW-2
90C 600V FOR CT USE VW-1 -- 156016 CSA RW90 90C
DRY/90C WET 600V PRI -40C FT1 FT4/IEEE 1202

FEATURES: • Excellent flame resistance

APPLICATIONS: • Distribution board, panel board and switch board wiring for instrumentation and control
• Suitable for low toxicity applications
• General purpose building wire for use in cable tray or approved raceways not exceeding 600 volts

OPTIONS: • VW-1, Tinned copper and colors available upon request

INDUSTRY APPROVALS: • ICEA S-95-658/NEMA WC 70
• UL Standard 44, Type XHHW-2—600 volt
• CSA 22.2 No. 38, RW90—600 Volt
• EPA 40 CFR, Part 261, Subpart C, heavy metals per Table 1, TCLP method
• RoHS

Part Number	Gauge	Stranding	Insulation Thickness		Nominal OD		Weight		Amps*
			in.	mm.	in.	mm.	lbs./mft	kg/km	
18014	14	7/.0242	0.030	0.762	0.136	3.45	18	27	35
18012	12	7/.0305	0.030	0.762	0.154	3.91	28	42	40
18011	10	7/.0385	0.030	0.762	0.177	4.49	41	61	55
18080	8	7/.0486	0.045	1.14	0.240	6.10	70	104	80
18060	6	7/.0612	0.045	1.14	0.272	6.91	105	156	105
18040	4	7/.0772	0.045	1.14	0.319	8.10	155	231	140
18030	3	7/.0867	0.045	1.14	0.346	8.79	184	274	165
18020	2	7/.0974	0.045	1.14	0.377	9.58	243	362	190
18010	1	19/.0664	0.055	1.40	0.446	11.33	313	466	220
18100	1/0	19/.0745	0.055	1.40	0.474	12.04	380	565	260
18200	2/0	19/.0837	0.055	1.40	0.518	13.16	470	699	300
18300	3/0	19/.0940	0.055	1.40	0.568	14.43	581	865	350
18400	4/0	19/.1055	0.055	1.40	0.624	15.85	711	1058	405
18250	250 MCM	37/.0822	0.065	1.65	0.692	17.58	877	1305	455
18330	300 MCM	37/.0900	0.065	1.65	0.745	18.92	1012	1506	505
18350	350 MCM	37/.0974	0.065	1.65	0.795	20.19	1231	1832	570
18440	400 MCM	37/.0104	0.065	1.65	0.840	21.34	1390	2068	615
18500	500 MCM	37/.1162	0.065	1.65	0.923	23.44	1709	2543	700
18600	600 MCM	61/.0992	0.080	2.03	1.030	26.16	2046	3045	780

Dimensions and weights are nominal and are subject to industry tolerances unless otherwise noted.

*Ampacity based on NEC Table 310.17
See page 47 for Ordering and Color Code information.



Coleman Cable Inc.
800.323.9355 • www.colemancable.com

Royal® XLP USE-2

-40°C to 90°C 600V, UL


- CONDUCTOR:**
- 14 AWG - 1000 MCM fully annealed stranded bare copper
 - Class B Stranding per ASTM B 8
- INSULATION:**
- Black flame retardant cross-linked polyethylene (XLPE)
- LEGEND:**
- **14 AWG - 2 AWG:**
CCI ROYAL XX AWG TYPE USE-2 OR RHH/RHW-2 E# (UL)
90C 600V --- MO/YR --- SEQ FT
 - **1/0 AWG - 1000 MCM:**
CCI ROYAL XX AWG TYPE USE-2 OR RHH/RHW-2 E# (UL)
90C 600V FOR CT USE --- MO/YR --- SEQ FT

- FEATURES:**
- Rated 90°C wet or dry
 - Superior electrical and physical properties
 - Excellent moisture resistance
 - Resistant to heat deformation and crush
 - Oil and gas resistant
 - Direct burial approved

- APPLICATIONS:**
- Well suited for a variety of industrial utility, and commercial applications
 - Can be used in raceways, conduit, direct burial, and aerial applications, and cable tray where CT rated (1/0 and larger)

- OPTIONS:**
- VW-1, Tinned copper and colors available upon request

- INDUSTRY APPROVALS:**
- UL 44 Type RHH/RHW-2
 - ICEA S-95-658/Nema WC70
 - Oil and gas resistant II
 - IEEE 383
 - IEEE 1202/CSA FT4
 - UL 854 Type USE-2
 - For CT use on 1/0 and larger
 - For 1/0 and larger IEEE
 - ICEA T-29-520



Part Number	Gauge	Stranding	Insulation Thickness		Nominal OD		Weight	
			in.	mm.	in.	mm.	lbs./mft	kg/km
19514	14	7/.0242	0.045	1.14	0.164	4.16	23	35
19512	12	7/.0305	0.045	1.14	0.184	4.67	32	48
19510	10	7/.0385	0.045	1.14	0.207	5.25	47	70
19508	8	7/.0486	0.060	1.52	0.268	6.80	76	113
19506	6	7/.0612	0.060	1.52	0.306	7.77	111	165
19504	4	7/.0772	0.060	1.52	0.354	8.99	165	245
19502	2	7/.0974	0.060	1.52	0.414	10.51	248	369
19511	1	7/.1093	0.080	2.03	0.497	12.62	320	476
19521	1/0	19/.0745	0.080	2.03	0.534	13.56	393	585
19522	2/0	19/.0837	0.080	2.03	0.538	14.79	488	727
19523	3/0	19/.0940	0.080	2.03	0.618	15.70	604	898
19524	4/0	19/.1055	0.080	2.03	0.692	17.57	741	1103
19525	250 MCM	37/.0822	0.095	2.41	0.764	19.40	883	1315
19535	350 MCM	37/.0974	0.095	2.41	0.873	22.17	1206	1795
19555	500 MCM	37/.1162	0.095	2.41	1.005	25.52	1687	2510
19575	750 MCM	61/.1109	0.110	2.79	1.250	31.75	2512	3738
19599	1000 MCM	61/.1280	0.110	2.79	1.400	35.56	3320	4940

Dimensions and weights are nominal and are subject to industry tolerances unless otherwise noted.

See page 47 for Ordering and Color Code information.



Coleman Cable Inc.

800.323.9355 • www.colemancable.com

Royal® Diesel Locomotive (DLO)

2000V Type DLO / 600V UL Type RHH/RHW-2, 1000V c(UL) Type RW-90

PORTABLE CORD



- CONDUCTORS:** • 8 AWG – 777 MCM AWG fully annealed stranded tinned copper in accordance with AAR-598 and ASTM B 33
- INSULATION:** • Premium grade Ethylene Propylene (EP) Rubber
- JACKET:** • Black Chlorinated Polyethylene (CPE)
- LEGEND:** • CCI ROYAL XX AWG (XX MM²) E137925 (UL) RHH/RHW-2 90C 600V FOR CT USE VW-1 --- 156016 C(UL) RW90 XLPE 90C DRY/90C WET 600V PRI -40C FT1 MSHA
- FEATURES:** • 90°C Wet/Dry for continuous exposure
• Approved for CT use (1/0 and larger)
• Highly resistant to oils, alkalis and acids
- APPLICATIONS:** • Mining and other industrial equipment
• Motor leads
• Petrochemical drilling rigs
• Diesel electric locomotives
- OPTIONS:** • Bare copper, FT4 and colors available upon request
- INDUSTRY APPROVALS:** • ICEA S-95-685/NEMA WC 70
• UL 44 TYPE RHH/RHW-2
• c(UL) RW90
• MSHA
• RoHS

Part Number	Gauge	Stranding	Insulation Thickness		Nominal OD		Weight		Amps*
			in.	mm.	in.	mm.	lbs./mft	kg/km	
167014	8	37/0211	0.065	1.65	0.348	8.84	105	156	80
167015	6	61/24	0.065	1.65	0.386	9.80	146	217	105
167017	4	105/24	0.065	1.65	0.438	11.13	206	307	140
167018	3	133/24	0.065	1.65	0.480	12.19	240	357	165
167019	2	161/24	0.065	1.65	0.500	12.70	293	436	190
167020	1	210/24	0.085	2.16	0.613	15.57	392	584	220
167021	1/0	266/24	0.085	2.16	0.620	15.75	462	688	260
167022	2/0	342/24	0.085	2.16	0.680	17.27	558	830	300
167023	3/0	418/24	0.085	2.16	0.752	19.10	673	1003	350
167024	4/0	532/24	0.085	2.16	0.780	19.81	833	1240	405
167026	262.6	646/24	0.100	2.54	0.920	23.37	1077	1603	467
167027	313.3	779/24	0.100	2.54	0.968	24.59	1225	1823	518
167029	373.7	931/24	0.100	2.54	1.065	27.05	1485	2210	588
167030	444.4	1102/24	0.100	2.54	1.132	28.75	1913	2847	649
167031	535.3	1330/24	0.125	3.18	1.240	31.50	2023	3010	725
167032	646.6	1591/24	0.125	3.18	1.359	34.51	2515	3742	814
167033	777.7	1924/24	0.125	3.18	1.382	35.10	3050	4538	900

Dimensions and weights are nominal and are subject to industry tolerances unless otherwise noted.

*Ampacity based on NEC Table 310.17 (8 AWG thru 4/0) 90°C.
Larger sizes based on single conductor in free air, 30°C ambient and 90°C cond temperature.
See page 47 for Ordering and Color Code information.



Coleman Cable Inc.
800.323.9355 • www.colemancable.com

Seoprene® PPE - Single Conductor

-40°C to 105°C 2000V, UL/c(UL)/MSHA

- CONDUCTORS:**
 - 8 AWG to 500 MCM fully annealed stranded bare copper
 - Stranding per ASTM B 174
- INSULATION:**
 - Seoprene® wet-rated Thermoplastic Elastomer (TPE)
 - Brilliant colors for easy identification
- JACKET:**
 - Industrial-grade, water, sunlight, and oil resistant, flame-retardant, Black Seoprene® Thermoplastic Elastomer (TPE)
- LEGEND:**
 - CCI SEOPRENE XX AWG TYPE PPE E172226 (UL) 2000V 90C DRY 75C WET -- C(UL) TYPE PPC/TPE 2000V -40C TO 105C 75C WET FT5 SUNLIGHT RESISTANT P-241-3-MSHA
- FEATURES:**
 - -40°C to 105°C Dry / 75°C Wet/Submersible Rated
 - Excellent abrasion, ozone, sunlight, water, chemical and oil resistance, provides superior cable life in the harshest environments
 - Meets or exceeds all MSHA and UL flame specifications
- APPLICATIONS:**
 - Oil drilling platforms, shipyards, and marinas
 - Portable power generation equipment
 - Mining and mineral processing facilities
- OPTIONS:**
 - Tinned copper, shielding and other color codes available upon request
- INDUSTRY APPROVALS:**
 - UL Standard 1650
 - NEC Article 400
 - RoHS
 - c(UL)
 - MSHA



PORTABLE CORD

Part Number	Gauge	Stranding	Insulation Thickness		Nominal OD		Weight		Amps*
			in.	mm.	in.	mm.	lbs./mft	kg/km	
30200	8	168/30	0.060	1.52	0.441	11.20	126	188	80
30201	6	259/30	0.060	1.52	0.530	13.46	186	277	105
30202	4	420/30	0.060	1.52	0.580	14.73	260	387	140
30204	2	665/30	0.060	1.52	0.649	16.48	362	539	190
30205	1	836/30	0.060	1.52	0.718	18.24	447	665	220
30206	1/0	1045/30	0.080	2.03	0.790	20.07	550	818	260
30207	2/0	1330/30	0.080	2.03	0.836	21.23	650	967	300
30208	3/0	1672/30	0.080	2.03	0.900	22.86	826	1229	350
30209	4/0	2109/30	0.080	2.03	0.930	23.62	947	1409	405
30210	250 MCM	2451/30	0.095	2.41	1.050	26.67	1167	1736	455
30212	350 MCM	3785/30	0.095	2.41	1.170	29.72	1546	2300	570
30214	500 MCM	5054/30	0.095	2.41	1.410	35.81	2183	3248	700

Dimensions and weights are nominal and are subject to industry tolerances unless otherwise noted.

* Ampacity based on NEC Table 400.5(B)
See page 47 for Ordering and Color Code information.



Seoprene®

Coleman Cable Inc.
800.323.9355 • www.colemancable.com

Seoprene® PPE - Multi Conductors

-40°C to 105°C 2000V, UL/c(UL)/MSHA

PORTABLE CORD



- CONDUCTORS:**
 - 8 AWG to 500 MCM fully annealed stranded bare copper
 - Stranding per ASTM B 174
- INSULATION:**
 - Seoprene® oil resistant, wet-rated Thermoplastic Elastomer (TPE)
 - Brilliant colors for easy identification
- JACKET:**
 - Industrial-grade, water, sunlight, and oil resistant, flame-retardant, Black Seoprene® Thermoplastic Elastomer (TPE)
- LEGEND:**
 - CCI SEOPRENE XX AWG X/C TYPE PPE E172226 (UL) 2000V 90C DRY 75C WET C(UL) TYPE PPC/TPE 2000V -40C TO 105C 75C WET FT5 SUNLIGHT RESISTANT P-241-3-MSHA
- FEATURES:**
 - -40°C to 105°C Dry / 75°C Wet/Submersible Rated
 - Excellent abrasion, ozone, sunlight, water, chemical and oil resistance, provides superior cable life in the harshest environments
 - Meets or exceeds all MSHA and UL flame specifications
- APPLICATIONS:**
 - Oil drilling platforms, shipyards, and marinas
 - Portable power generation equipment
 - Mining and mineral processing facilities
- OPTIONS:**
 - Tinned copper, shielding and other color codes available upon request
- INDUSTRY APPROVALS:**
 - UL Standard 1650
 - c(UL)
 - NEC Article 400
 - MSHA
 - RoHS

2 Conductor - 2000 Volts

Part Number	Gauge	Stranding	Insulation Thickness		Nominal OD		Weight		Amps*
			in.	mm.	in.	mm.	lbs./mft	kg/km	
30220	8	168/30	0.060	1.52	0.810	20.57	280	417	74
30221	6	259/30	0.060	1.52	0.930	23.62	399	594	99
30222	4	420/30	0.060	1.52	1.080	27.43	576	857	130
30224	2	665/30	0.060	1.52	1.270	32.26	815	1213	174
30225	1	836/30	0.080	2.03	1.440	36.58	1046	1556	202
30226	1/0	1045/30	0.080	2.03	1.520	38.61	1188	1768	234
30227	2/0	1330/30	0.080	2.03	1.650	41.91	1487	2213	271
30228	3/0	1672/30	0.080	2.03	1.770	44.96	1791	2665	313
30229	4/0	2109/30	0.080	2.03	1.920	48.77	2150	3199	361

Dimensions and weights are nominal and are subject to industry tolerances unless otherwise noted.

* Ampacity based on NEC Table 400.5(B)
See page 47 for Ordering and Color Code information.



Seoprene®

Coleman Cable Inc.
800.323.9355 • www.colemancable.com

Seoprene® PPE - Multi Conductors

-40°C to 105°C 2000V, UL/c(UL)/MSHA

PORTABLE CORD

3 Conductor - 2000 Volts

Part Number	Gauge	Stranding	Insulation Thickness		Nominal OD		Weight		Amps*
			in.	mm.	in.	mm.	lbs./mft	kg/km	
30240	8	168/30	0.060	1.52	0.910	23.11	400	595	74
30241	6	259/30	0.060	1.52	1.010	25.65	541	805	99
30242	4	420/30	0.060	1.52	1.150	29.21	765	1138	130
30244	2	665/30	0.060	1.52	1.340	34.04	1082	1610	174
30245	1	836/30	0.080	2.03	1.510	38.35	1356	2018	202
30246	1/0	1045/30	0.080	2.03	1.589	40.36	1827	2719	234
30247	2/0	1330/30	0.080	2.03	1.750	44.45	2023	3010	271
30248	3/0	1672/30	0.080	2.03	1.890	48.01	2471	3677	313
30249	4/0	2109/30	0.080	2.03	1.985	50.42	3214	4782	361
30250	250 MCM	2451/30	0.095	2.41	2.390	60.71	3747	5576	402
30252	350 MCM	3485/30	0.095	2.41	2.680	68.07	4947	7361	495
30254	500 MCM	5054/30	0.095	2.41	3.090	78.49	6721	10001	613

Dimensions and weights are nominal and are subject to industry tolerances unless otherwise noted.

4 Conductor - 2000 Volts

Part Number	Gauge	Stranding	Insulation Thickness		Nominal OD		Weight		Amps*
			in.	mm.	in.	mm.	lbs./mft	kg/km	
30260	8	168/30	0.060	1.52	0.990	25.15	556	827	67
30261	6	259/30	0.060	1.52	1.059	26.90	749	1115	87
30262	4	420/30	0.060	1.52	1.270	32.26	1065	1585	114
30264	2	665/30	0.060	1.52	1.488	37.80	1519	2260	152
30265	1	836/30	0.080	2.03	1.680	42.67	1762	2622	177
30266	1/0	1045/30	0.080	2.03	1.790	45.47	2283	3397	205
30267	2/0	1330/30	0.080	2.03	1.930	49.02	2827	4207	237
30268	3/0	1672/30	0.080	2.03	2.070	52.58	3408	5071	274
30269	4/0	2109/30	0.080	2.03	2.195	55.75	4134	6152	316
30270	250 MCM	2451/30	0.095	2.41	2.465	67.18	5137	7644	352
30272	350 MCM	3485/30	0.095	2.41	2.960	75.18	6801	10120	433
30274	500 MCM	5054/30	0.095	2.41	3.390	86.11	9381	13959	536

Dimensions and weights are nominal and are subject to industry tolerances unless otherwise noted.

5 Conductor - 2000 Volts

Part Number	Gauge	Stranding	Insulation Thickness		Nominal OD		Weight		Amps*
			in.	mm.	in.	mm.	lbs./mft	kg/km	
30280	8	168/30	0.060	1.52	1.070	27.18	585	870	52
30281	6	259/30	0.060	1.52	1.210	30.73	920	1369	70
30282	4	420/30	0.060	1.52	1.400	35.56	1363	2028	91
30284	2	665/30	0.060	1.52	1.610	40.89	1857	2763	122
30285	1	836/30	0.080	2.03	1.880	47.75	2209	3287	142
30286	1/0	1045/30	0.080	2.03	1.990	50.55	2725	4055	164
30287	2/0	1330/30	0.080	2.03	2.130	54.10	3557	5293	190
30288	3/0	1672/30	0.080	2.03	2.260	57.40	3861	5745	219
30289	4/0	2109/30	0.080	2.03	2.386	60.60	5023	7474	253

Dimensions and weights are nominal and are subject to industry tolerances unless otherwise noted.

* Ampacity based on NEC Table 400.5(B)

See page 47 for Ordering and Color Code information.



Seoprene®

Coleman Cable Inc.

800.323.9355 • www.colemancable.com

Seoprene® PPE - Grounds

-40°C to 105°C 2000V, UL/c(UL)/MSHA

PORTABLE CORD



- CONDUCTORS:**
 - 8 AWG to 500 MCM fully annealed stranded bare copper
 - Stranding per ASTM B 174
- INSULATION:**
 - Seoprene® oil resistant, wet-rated Thermoplastic Elastomer (TPE)
 - Brilliant colors for easy identification
- JACKET:**
 - Industrial-grade, water, sunlight, and oil resistant, flame-retardant, Black Seoprene® Thermoplastic Elastomer (TPE)
- LEGEND:**
 - CCI SEOPRENE XX AWG X/C W/GRNDS TYPE PPE 2000V E172226 C(UL) TYPE PPC/TPE 2000V -40C TO 105C DRY 75C WET FT5 SUNLIGHT RESISTANT P-241-3-MSHA
- FEATURES:**
 - -40°C to 105°C Dry / 75°C Wet/Submersible Rated
 - Excellent abrasion, ozone, sunlight, water, chemical and oil resistance, provides superior cable life in the harshest environments
 - Meets or exceeds all MSHA and UL flame specifications
- APPLICATIONS:**
 - Oil drilling platforms, shipyards, and marinas
 - Portable power generation equipment
 - Mining and mineral processing facilities
- OPTIONS:**
 - Tinned copper, shielding and other color codes available upon request
- INDUSTRY APPROVALS:**
 - UL Standard 1650
 - c(UL)
 - NEC Article 400
 - MSHA
 - RoHS

4 Conductor W/ Ground - 2000 Volts

Part Number	Gauge	Stranding	Ground Gauge	Insulation Thickness		Nominal OD		Weight		Amps*
				in.	mm.	in.	mm.	lbs./mft	kg/km	
30360	8	168/30	4 #12	0.060	1.52	0.988	25.10	657	978	52
30361	6	259/30	4 #10	0.060	1.52	1.130	28.70	868	1292	70
30362	4	420/30	4 #10	0.060	1.52	1.270	32.26	1237	1841	91
30364	2	665/30	4 #8	0.060	1.52	1.480	37.59	1702	2533	122
30365	1	836/30	4 #8	0.080	2.03	1.680	42.67	2265	3370	142
30366	1/0	1045/30	4 #8	0.080	2.03	1.790	45.47	2534	3771	164
30367	2/0	1330/30	4 #6	0.080	2.03	1.930	49.02	3146	4681	190
30368	3/0	1672/30	4 #4	0.080	2.03	2.070	52.58	4073	6061	219
30369	4/0	2109/30	4 #4	0.080	2.03	2.177	55.30	4742	7056	253
30371	250 MCM	2451/30	4 #3	0.095	2.41	2.6445	67.18	5733	8531	282
30373	350 MCM	3485/30	4 #2	0.095	2.41	3.960	75.18	7566	11258	347
30375	500 MCM	5054/30	4 #1/0	0.095	2.41	3.390	86.11	10605	15780	428

Dimensions and weights are nominal and are subject to industry tolerances unless otherwise noted.

* Ampacity based on NEC Table 400.5(B)
See page 47 for Ordering and Color Code information.



Seoprene®

Coleman Cable Inc.
800.323.9355 • www.colemancable.com

Seoprene® PPE - Ground with Ground Check

-40°C to 105°C 2000V, UL/c(UL)/MSHA

PORTABLE CORD



- CONDUCTORS:**
- 8 AWG to 500 MCM fully annealed stranded bare copper
 - Stranding per ASTM B 174
- INSULATION:**
- Seoprene® oil resistant, wet-rated Thermoplastic Elastomer (TPE)
 - Brilliant colors for easy identification
- JACKET:**
- Industrial-grade, water, sunlight, and oil resistant, flame-retardant, Black Seoprene® Thermoplastic Elastomer (TPE)
- LEGEND:**
- CCI SEOPRENE XX AWG X/C W/GRNDS & GRND CHK TYPE PPE 2000V E172226 C(UL) TYPE PPC/TPE 2000V -40C TO 105C DRY 75C WET FT5 SUNLIGHT RESISTANT P-241-3-MSHA
- FEATURES:**
- -40°C to 105°C Dry / 75°C Wet/Submersible Rated
 - Excellent abrasion, ozone, sunlight, water, chemical and oil resistance, provides superior cable life in the harshest environments
 - Meets or exceeds all MSHA and UL flame specifications
- APPLICATIONS:**
- Oil drilling platforms, shipyards, and marinas
 - Portable power generation equipment
 - Mining and mineral processing facilities
- OPTIONS:**
- Tinned copper, shielding and other color codes available upon request

- INDUSTRY APPROVALS:**
- UL Standard 1650
 - NEC Article 400
 - RoHS
 - c(UL)
 - MSHA

3 Conductor W/ Ground and Ground Check - 2000 Volts

Part Number	Gauge	Stranding	Ground Gauge	Ground Check Gauge	Insulation Thickness		Nominal OD		Weight		Amps*
					in.	mm.	in.	mm.	lbs./mft	kg/km	
30330	8	168/30	2 #10	10	0.060	1.52	0.810	20.57	475	707	65
30331	6	259/30	2 #10	10	0.060	1.52	1.025	26.04	718	1068	87
30332	4	420/30	2 #8	10	0.060	1.52	1.159	29.44	859	1278	114
30334	2	665/30	2 #6	10	0.060	1.52	1.340	34.04	1377	2049	152
30335	1	836/30	2 #6	8	0.080	2.03	1.440	36.58	1629	2424	177
30336	1/0	1045/30	2 #4	8	0.080	2.03	1.650	41.91	2196	3268	205
30337	2/0	1330/30	2 #4	8	0.080	2.03	1.750	44.45	2514	3741	237
30338	3/0	1672/30	2 #2	8	0.080	2.03	1.770	44.96	3146	4681	274
30339	4/0	2109/30	2 #2	8	0.080	2.03	1.934	49.12	3502	5211	316
30380	250 MCM	2451/30	2 #2	8	0.095	2.41	2.091	53.11	3845	5722	352
30381	350 MCM	3485/30	2 #1/0	8	0.095	2.41	2.680	68.07	5928	8821	433
30382	500 MCM	5054/30	2 #2/0	8	0.095	2.41	3.035	77.09	8003	11909	536

Dimensions and weights are nominal and are subject to industry tolerances unless otherwise noted.

* Ampacity based on NEC Table 400.5(B)
See page 47 for Ordering and Color Code information.



Seoprene®

Coleman Cable Inc.
800.323.9355 • www.colemancable.com

Royal® Type W - Multi Conductors

-40°C to 90°C, 2000V, UL/CSA

PORTABLE CORD



- CONDUCTORS:**
- 8 AWG to 1 AWG fully annealed stranded bare copper
 - Stranding per ASTM B 174
- INSULATION:**
- Premium grade oil resistant Ethylene Propylene (EPDM)
- JACKET:**
- Premium grade, water, sunlight, and oil resistant, flame-retardant, Chlorinated Polyethylene (CPE)
- LEGEND:**
- CCI ROYAL X AWG (XXMM²) X/C TYPE W PORTABLE POWER CABLE E172226 (UL) 2000V 90C DRY 90C WET SUN RES -- C(UL) TYPE W -40C FT-5 MSHA
- FEATURES:**
- Superior abrasion, ozone, sunlight, chemical and oil resistance, and water provides excellent cable life in the harshest environments
 - -40°C to 90°C Dry / 90°C Wet/Submersible Rated
 - Meets or exceeds all MSHA and UL flame specifications
- APPLICATIONS:**
- Oil drilling platforms, shipyards, and marinas
 - Portable power generation equipment
 - Mining and mineral processing facilities
- OPTIONS:**
- Tinned copper, shielding and other color codes available upon request
- INDUSTRY APPROVALS:**
- UL
 - NEC Article 400
 - MSHA
 - c(UL)
 - RoHS

Part Number	Gauge	No. Cond.	Stranding	Insulation Thickness		Nominal OD		Weight		Amps*
				in.	mm.	in.	mm.	lbs./mft	kg/km	
830220	8	2	133/29	0.060	1.52	0.814	20.68	346	515	74
830240	8	3	133/29	0.060	1.52	0.926	23.52	509	758	74
830260	8	4	133/29	0.060	1.52	1.000	25.40	618	920	65
830280	8	5	133/29	0.060	1.52	1.082	27.48	746	1110	52
830221	6	2	259/30	0.060	1.52	0.950	24.13	512	761	99
830241	6	3	259/30	0.060	1.52	1.006	25.55	635	945	99
830261	6	4	259/30	0.060	1.52	1.108	28.14	811	1207	87
830281	6	5	259/30	0.060	1.52	1.225	31.11	1006	1496	69
830222	4	2	259/28	0.060	1.52	1.070	27.18	693	1031	130
830242	4	3	259/28	0.060	1.52	1.148	29.16	883	1315	130
830262	4	4	259/28	0.060	1.52	1.265	32.13	1132	1685	114
830282	4	5	259/28	0.060	1.52	1.420	36.07	1447	2154	91
830224	2	2	259/26	0.060	1.52	1.265	32.13	977	1454	174
830244	2	3	259/26	0.060	1.52	1.345	34.16	1231	1832	174
830264	2	4	259/26	0.060	1.52	1.500	38.10	1636	2434	152
830284	2	5	259/26	0.060	1.52	1.620	41.15	1977	2942	121
830225	1	2	259/25	0.080	2.03	1.420	36.07	1206	1795	202
830245	1	3	259/25	0.080	2.03	1.500	38.10	1566	2330	202
830265	1	4	259/25	0.080	2.03	1.660	42.16	2041	3037	177
830285	1	5	259/25	0.080	2.03	1.895	48.13	2594	3861	141

Dimensions and weights are nominal and are subject to industry tolerances unless otherwise noted.

* Ampacity based on NEC Table 400.5(B)
See page 47 for Ordering and Color Code information.



Coleman Cable Inc.


800.323.9355 • www.colemancable.com

Royal® Type W - Multi Conductors

-40°C to 90°C, 2000V, UL/CSA

- CONDUCTORS:** • 1/0 AWG to 500 MCM fully annealed stranded bare copper
• Stranding per ASTM B 174
- INSULATION:** • Premium grade oil resistant Ethylene Propylene (EPDM)
- JACKET:** • Premium grade, water, sunlight, and oil resistant, flame-retardant, Chlorinated Polyethylene (CPE)
- LEGEND:** • CCI ROYAL X AWG (XXMM²) X/C TYPE W PORTABLE POWER CABLE E172226 (UL) 2000V 90C DRY 90C WET SUN RES -- C(UL) TYPE W -40C FT-5 MSHA
- FEATURES:** • Superior abrasion, ozone, sunlight, chemical and oil resistance, and water provides excellent cable life in the harshest environments
• -40°C to 90°C Dry / 90°C Wet/Submersible Rated
• Meets or exceeds all MSHA and UL flame specifications
- APPLICATIONS:** • Oil drilling platforms, shipyards, and marinas
• Portable power generation equipment
• Mining and mineral processing facilities
- OPTIONS:** • Tinned copper, shielding and other color codes available upon request

- INDUSTRY APPROVALS:** • UL • c(UL)
• NEC Article 400 • RoHS
• MSHA



PORTABLE CORD

Part Number	Gauge	No. Cond.	Stranding	Insulation Thickness		Nominal OD		Weight		Amps*
				in.	mm.	in.	mm.	lbs./mft	kg/km	
830226	1/0	2	266/24	0.080	2.03	1.500	38.10	1402	2086	234
830246	1/0	3	266/24	0.080	2.03	1.620	41.15	1894	2818	234
830256	1/0	4	266/24	0.080	2.03	1.775	45.09	2443	3635	205
830286	1/0	5	266/24	0.080	2.03	1.935	49.15	2910	4331	164
830227	2/0	2	342/24	0.080	2.03	1.620	41.15	1681	2502	271
830247	2/0	3	342/24	0.080	2.03	1.735	44.07	2301	3424	271
830257	2/0	4	342/24	0.080	2.03	1.935	49.15	2870	4270	237
830287	2/0	5	342/24	0.080	2.03	2.050	52.07	3418	5087	189
830228	3/0	2	418/24	0.080	2.03	1.735	44.07	1930	2873	313
830248	3/0	3	418/24	0.080	2.03	1.895	48.13	2685	3996	313
830258	3/0	4	418/24	0.080	2.03	2.050	52.07	3422	5092	274
830288	3/0	5	418/24	0.080	2.03	2.250	57.15	4142	6163	219
830229	4/0	2	532/24	0.080	2.03	1.895	48.13	2386	3551	361
830249	4/0	3	532/24	0.080	2.03	2.015	51.18	3185	4740	361
830259	4/0	4	532/24	0.080	2.03	2.250	57.15	4166	6199	316
830289	4/0	5	532/24	0.080	2.03	2.445	62.10	5061	7531	252
830270	250 MCM	3	627/24	0.095	2.41	2.238	56.85	3830	5700	402
830271	250 MCM	4	627/24	0.095	2.41	2.645	67.18	5357	7972	321
830272	350 MCM	3	888/24	0.095	2.41	2.680	68.07	5700	8482	495
830273	350 MCM	4	888/24	0.095	2.41	2.960	75.18	7269	10817	396
830274	500 MCM	3	1295/24	0.095	2.41	3.035	77.09	7724	11494	613
830275	500 MCM	4	1295/24	0.095	2.41	3.390	86.11	10053	14959	490

Dimensions and weights are nominal and are subject to industry tolerances unless otherwise noted.

* Ampacity based on NEC Table 400.5(B)
See page 47 for Ordering and Color Code information.



Coleman Cable Inc.

800.323.9355 • www.colemancable.com

Royal® Type W - Single Conductor

-40°C to 90°C, 2000V, RHH/RHW-2

PORTABLE CORD



- CONDUCTORS:**
- 8 AWG to 500 MCM fully annealed stranded bare copper
 - Stranding per ASTM B 174
- INSULATION:**
- Premium grade oil resistant Ethylene Propylene (EPDM)
- JACKET:**
- Premium grade, water, sunlight, and oil resistant, flame-retardant, Chlorinated Polyethylene (CPE)
- LEGEND:**
- CCI ROYAL XX AWG (XXMM²) TYPE W PORTABLE POWER CABLE E# (UL) 2000V 90C DRY 90C WET SUN RES -- C(UL) TYPE W -40C FT-5 MSHA
- FEATURES:**
- -40°C to 90°C Dry / 90°C Wet/Submersible Rated
 - Excellent abrasion, ozone, sunlight, water, chemical and oil resistance, provides superior cable life in the harshest environments
 - Meets or exceeds all MSHA and UL flame specifications
 - 1/0 and larger is rated for CT use
- APPLICATIONS:**
- Oil drilling platforms, shipyards, and marinas
 - Portable power generation equipment
 - Mining and mineral processing facilities
- OPTIONS:**
- Tinned copper, shielding and other color codes available upon request
- INDUSTRY APPROVALS:**
- UL
 - NEC Article 400
 - MSHA
 - CSA
 - RoHS

Part Number	Gauge	Stranding	Insulation Thickness		Nominal OD		Weight		Amps*	
			in.	mm.	in.	mm.	lbs./mft	kg/km	1	2
830200	8	133/29	0.060	1.52	0.449	11.40	135	201	55	80
830201	6	259/30	0.060	1.52	0.522	13.26	190	283	75	105
830202	4	259/28	0.060	1.52	0.575	14.61	257	382	95	140
830204	2	259/26	0.060	1.52	0.665	16.89	364	541	130	190
830205	1	259/25	0.080	2.03	0.742	18.85	510	759	150	220
830206	1/0	266/24	0.080	2.03	0.788	20.02	542	807	170	260
830207	2/0	342/24	0.080	2.03	0.825	20.96	616	917	195	300
830208	3/0	418/24	0.080	2.03	0.897	22.78	775	1153	225	350
830209	4/0	532/24	0.080	2.03	0.935	23.75	942	1401	260	405
830210	250 MCM	627/24	0.095	2.41	1.008	25.60	1083	1611	290	455
830212	350 MCM	888/24	0.095	2.41	1.155	29.34	1486	2211	350	570
830214	500 MCM	1295/24	0.095	2.41	1.315	33.40	2043	3040	430	700

Dimensions and weights are nominal and are subject to industry tolerances unless otherwise noted.

*Ampacity 1 based on NEC Table 310.16 for not more than three current carrying conductors in a raceway, based on 30°C ambient air temperature.

*Ampacity 2 based on NEC Table 310.17 for single conductor in free air assuming 30°C ambient air temperature.

See page 47 for Ordering and Color Code information.



Coleman Cable Inc.

800.323.9355 • www.colemancable.com

Royal® Type G

-40°C to 90°C, 2000V, Wet/Dry Rated, with Ground

- CONDUCTORS:**
 - 8 AWG to 500 MCM fully annealed stranded bare copper
 - Stranding per ASTM B 174
- INSULATION:**
 - Premium grade oil resistant Ethylene Propylene (EPDM)
- JACKET:**
 - Premium grade, water, sunlight, and oil resistant, flame-retardant, Chlorinated Polyethylene (CPE)
- LEGEND:**
 - CCI ROYAL XX AWG (XXMM²) X/C TYPE G PORTABLE POWER CABLE E172226 (UL) 2000V 90C DRY 90C WET SUN RES -- C(UL) TYPE G -40C FT-5 MSHA
- FEATURES:**
 - -40°C to 90°C Dry / 90°C Wet/Submersible Rated
 - Excellent abrasion, ozone, sunlight, water, chemical and oil resistance, provides superior cable life in the harshest environments
 - Meets or exceeds all MSHA and UL flame specifications
- APPLICATIONS:**
 - Oil drilling platforms, shipyards, and marinas
 - Portable power generation equipment
 - Mining and mineral processing facilities
- OPTIONS:**
 - Tinned copper, shielding and other color codes available upon request

- INDUSTRY APPROVALS:**
- UL
 - NEC Article 400
 - MSHA
 - CSA
 - RoHS



PORTABLE CORD

Part Number	Gauge	No. Cond.	Stranding	Green Ground Gauge	Insulation Thickness		Nominal OD		Weight		Amps*
					in.	mm.	in.	mm.	lbs./mft	kg/km	
830360	8	4	133/29	4 #12	0.060	1.52	1.000	25.40	730	1103	52
830361	6	4	259/30	4 #12	0.060	1.52	1.108	28.14	924	1800	69
830362	4	4	259/28	4 #10	0.060	1.52	1.265	32.13	1302	1938	91
830364	2	4	259/26	4 #9	0.060	1.52	1.500	38.10	1869	2798	122
830365	1	4	259/24	4 #8	0.080	2.03	1.660	42.16	1660	2470	142
830366	1/0	4	266/24	4 #7	0.080	2.03	1.775	45.09	1775	2641	164
830367	2/0	4	342/24	4 #6	0.080	2.03	1.935	49.15	1935	2879	190
830368	3/0	4	418/24	4 #5	0.080	2.03	2.050	52.07	2050	3051	219
830369	4/0	4	532/24	4 #4	0.080	2.03	2.250	57.15	2250	3348	253
830370	250 MCM	4	627/24	4 #3	0.095	2.41	2.645	67.18	6073	9037	281
830371	350 MCM	4	888/24	4 #2	0.095	2.41	2.960	75.18	8212	12221	346
830372	500 MCM	4	1295/24	4 #1/0	0.095	2.41	3.390	86.11	11588	17243	428

Dimensions and weights are nominal and are subject to industry tolerances unless otherwise noted.

* Ampacity based on NEC Table 400.5(B)
See page 47 for Ordering and Color Code information.



Coleman Cable Inc.

800.323.9355 • www.colemancable.com

Royal® Type G-GC

-40°C to 90°C, 2000V, Wet/Dry Rated, with Ground/Ground Check

PORTABLE CORD



- CONDUCTORS:**
- 8 AWG to 500 MCM fully annealed stranded bare copper
 - Stranding per ASTM B 174
- INSULATION:**
- Premium grade oil resistant Ethylene Propylene (EPDM)
- JACKET:**
- Premium grade, water, sunlight, and oil resistant, flame-retardant, Chlorinated Polyethylene (CPE)
- LEGEND:**
- CCI ROYAL XX AWG (XXMM²) X/C TYPE G-GC PORTABLE POWER CABLE E172226 (UL) 2000V 90C DRY 90C WET SUN RES -- C(UL) TYPE G-GC -40C FT-5 MSHA
- FEATURES:**
- -40°C to 90°C Dry / 90°C Wet/Submersible Rated
 - Excellent abrasion, ozone, sunlight, water, chemical and oil resistance, provides superior cable life in the harshest environments
 - Meets or exceeds all MSHA and UL flame specifications
- APPLICATIONS:**
- Oil drilling platforms, shipyards, and marinas
 - Portable power generation equipment
 - Mining and mineral processing facilities
- OPTIONS:**
- Tinned copper, shielding and other color codes available upon request
- INDUSTRY APPROVALS:**
- UL
 - NEC Article 400
 - MSHA
 - CSA
 - RoHS

Part Number	Gauge	No. Cond.	Stranding	Green Ground Gauge	Yellow Ground Check Gauge	Insulation Thickness		Nominal OD		Weight		Amps*
						in.	mm.	in.	mm.	lbs./mft	kg/km	
830330	8	3	133/29	2 #10	10	0.060	1.52	0.925	23.50	635	944	65
830331	6	3	259/30	2 #10	10	0.060	1.52	1.006	26.01	763	1164	87
830332	4	3	259/28	2 #8	10	0.060	1.52	1.145	29.16	1056	1595	114
830334	2	3	259/26	2 #7	10	0.060	1.52	1.345	33.38	1484	2177	152
830335	1	3	259/24	2 #6	8	0.080	2.03	1.500	38.10	1834	2729	177
830336	1/0	3	266/24	2 #5	8	0.080	2.03	1.620	41.15	2185	3252	205
830337	2/0	3	342/24	2 #4	8	0.080	2.03	1.735	44.07	2592	3857	237
830338	3/0	3	418/24	2 #3	8	0.080	2.03	1.895	48.13	3109	4626	274
830339	4/0	3	532/24	2 #2	8	0.080	2.03	2.015	51.18	3692	5494	316
830340	250 MCM	3	627/24	2 #2	8	0.095	2.41	2.238	56.85	4304	6405	352
830341	350 MCM	3	888/24	2 #1/0	8	0.095	2.41	2.680	68.07	6435	9575	433
830342	500 MCM	3	1295/24	2 #2/0	8	0.095	2.41	3.035	77.09	8623	12832	526

Dimensions and weights are nominal and are subject to industry tolerances unless otherwise noted.

* Ampacity based on NEC Table 400.5(B)
See page 47 for Ordering and Color Code information.



Coleman Cable Inc.

800.323.9355 • www.colemancable.com

Royal® Stage / Lighting Cable

-50°C to 105°C 600V, UL Type SC & CSA Type PPC

- CONDUCTORS:**
- 8 AWG – 4/0 AWG fully annealed stranded bare copper
 - Class K stranding per ASTM B 174

- INSULATION:**
- EPDM/CPE

- LEGEND:**
- CCI ROYAL XX AWG (XXMM²) TYPE SC E# (UL) 600V -50C TO 105C DRY 60C WET OIL RES 60C -- 156016 CSA TYPE PPC 600V -50C TO 105C FT-5 SUN RES

- FEATURES:**
- Meets/exceeds flame test requirements of UL, CSA, and MSHA
 - Sunlight, water, ozone and abrasion, acids, alkalis, heat, flame, and chemical resistant
 - High strand count bare copper conductor provides superior flexibility

- APPLICATIONS:**
- Temporary power supply cable used in the entertainment industry such as television, sound stages, concert venues, and outdoor areas
 - Portable lighting systems used on movie production sets, theaters, and stages
 - Entertainment Industry Stage Lighting Cable (EISL)

- OPTIONS:**
- Tinned copper; colors available upon request

- INDUSTRY APPROVALS:**
- UL Subject 1680
 - CSA C22.2 No. 96
 - NEC Article 520, 525 & 530
 - CEC Part I, Table 11
 - RoHS



PORTABLE CORD

Part Number	Gauge	Stranding	Nominal OD		Weight		Amps*
			in.	mm.	lbs./mft	kg/km	
16101	8	168/30	0.401	10.19	119	177	80
16102	6	266/30	0.423	10.74	154	229	105
16103	4	420/30	0.492	12.50	223	332	140
16104	2	665/30	0.538	13.67	306	455	190
16105	1	833/30	0.598	15.19	380	566	220
16106	1/0	1064/30	0.620	15.75	447	665	260
16107	2/0	1330/30	0.694	17.63	582	866	300
16108	3/0	1672/30	0.778	19.76	738	1098	350
16109	4/0	2109/30	0.813	20.65	887	1290	405

Dimensions and weights are nominal and are subject to industry tolerances unless otherwise noted.

*Max amps per NEC Table 400.5(B) for 90°C
See page 47 for Ordering and Color Code information.



Coleman Cable Inc.
800.323.9355 • www.colemancable.com

Royal® Airport Lighting Cable

-40°C to 90°C 600V & 5000V FAA-L-824, Type C

PORTABLE CORD



CONDUCTORS: • 12 AWG – 4 AWG fully annealed stranded bare copper
• Class B stranding per ASTM B 8

INSULATION: • Black Cross-Linked Polyethylene (XLPE) over semi-conductive stress control layer

LEGEND: • CCI ROYAL XX AWG FAA-L824 TYPE C (ETL) US (ETL CODE) 600V <or 5 kv> MONTH/YEAR

FEATURES: • Available in 600 or 5000 volt constructions
• Direct Burial Approved

APPLICATIONS: • Airport lighting systems
• Airport control equipment
• Other conduit, duct, aerial, and direct burial applications

OPTIONS: • Tinned copper, shielding and colors available upon request

INDUSTRY APPROVALS: • ICEA S-66-524
• FAA-L-824
• RoHS

600 Volts

Part Number	Gauge	No. Conds.	Stranding	Jacket Thickness		Nominal OD		Weight		Nom DCR $\Omega/1M$
				in.	mm.	in.	mm.	lbs./mft	kg/km	
600 Volts - No semi-conductive stress control layer										
19112	12	1	7/.0305	0.045	1.14	0.182	4.62	30	46	1.60
19110	10	1	7/.0385	0.045	1.14	0.205	5.21	43	61	1.01
19108	8	1	7/.0486	0.060	1.52	0.266	6.76	69	101	0.65
19106	6	1	7/.0612	0.060	1.52	0.304	7.72	102	152	0.40
19104	4	1	7/.0772	0.060	1.52	0.352	8.94	158	231	0.25

Dimensions and weights are nominal and are subject to industry tolerances unless otherwise noted.

5000 Volts

Part Number	Gauge	No. Conds.	Stranding	Jacket Thickness		Nominal OD		Weight		Nom DCR $\Omega/1M$
				in.	mm.	in.	mm.	lbs./mft	kg/km	
5000 Volts - No semi-conductive stress control layer										
19208	8	1	7/.0486	0.110	2.79	0.366	9.30	91	135	0.65
19206	6	1	7/.0612	0.110	2.79	0.404	10.26	125	186	0.40
19204	4	1	7/.0772	0.110	2.79	0.460	11.68	184	274	0.25
5000 Volts - Semi-conductive extruded stress control layer										
19218	8	1	7/.0486	0.110	2.79	0.396	10.06	94	140	0.65
19216	6	1	7/.0612	0.110	2.79	0.428	10.87	128	190	0.40
19214	4	1	7/.0772	0.110	2.79	0.482	12.24	194	289	0.25
5000 Volts - Semi conductive stress control tape										
19008	8	1	7/.0486	0.110	2.79	0.374	9.50	93	138	0.65
19006	6	1	7/.0612	0.110	2.79	0.406	10.31	127	189	0.40
19004	4	1	7/.0772	0.110	2.79	0.460	11.68	186	277	0.25

Dimensions and weights are nominal and are subject to industry tolerances unless otherwise noted.

See page 47 for Ordering and Color Code information.



Coleman Cable Inc.

800.323.9355 • www.colemancable.com

Seoprene® Compact 600®

-40°C to 90°C 600V, Reduced Diameter Flexing/Control Cable

- CONDUCTOR:**
- 18 AWG – 12 AWG fully annealed stranded bare copper
 - Class K stranding per ASTM B 174
- INSULATION:**
- Industrial grade Polyvinyl Chloride (PVC)
 - Nylon-armored protective sheath
- JACKET:**
- Water, sunlight, and oil resistant Seoprene® Thermoplastic Elastomer (TPE)
 - Temperature range: -40°C to 90°C
- LEGEND:**
- CCI (SIZE) COMPACT 600V TFFN (OR THHN) E79496 (UL) TYPE TC 90C OIL RES I SUNLIGHT RESISTANT DIRECT BURIAL
- FEATURES:**
- Specially engineered reduced diameter makes this cable ideal for tight or restricted areas
 - Nylon-armored conductors reduces stress and fatigue during continuous flexing
- APPLICATIONS:**
- Cranes and hoists
 - High-flexing robotic systems
 - Pendant and reels
- INDUSTRY APPROVALS:**
- UL Standard 1277
 - RoHS



PORTABLE CORD

CONDUCTOR DATA:

Size AWG	Strands No. / O.D. (inches)	PVC Insul. (inches)	Nylon Armor (inches)	Approx. O.D. (inches)
18	16/.0100	0.015	0.004	0.088
16	19/.0117	0.015	0.004	0.097
14	19/.0147	0.015	0.004	0.112
12	19/.0185	0.015	0.004	0.131

No. Cond.	18 AWG TFFN Conductors			16 AWG TFFN Conductors			14 AWG THHN Conductors			12 AWG THHN Conductors		
	Part No.	Nom. OD	Weight lbs./mft	Part No.	Nom. OD	Weight lbs./mft	Part No.	Nom. OD	Weight lbs./mft	Part No.	Nom. OD	Weight lbs./mft
5	60505	0.355	68	60506	0.385	107	60507	0.410	116	60508	0.482	158
6	60605	0.380	79	60606	0.419	103	60607	0.446	141	60608	0.525	198
7	60705	0.380	85	60706	0.415	125	60707	0.468	160	60708	0.546	228
8	60805	0.408	97	60806	0.444	128	60807	0.481	177	60808	0.595	261
10	61005	0.470	122	61006	0.515	161	61007	0.614	239	61008	0.690	324
12	61205	0.484	137	61206	0.565	197	61207	0.606	261	61208	0.710	380
14	61405	0.502	149	61406	0.575	220	61417	0.655	305	61408	0.734	432
16	61605	0.565	180	61606	0.606	243	61607	0.693	337	61608	0.785	487
20	62005	0.611	221	62006	0.680	297	62007	0.759	419	62008	0.895	630
24	62405	0.680	267	62406	0.715	394	62407	0.846	493	62408	1.000	733
30	63005	0.715	338	63006	0.787	428	63007	0.889	601	63008	1.038	908
37	63705	0.770	430	63706	0.891	536	63707	0.982	755	63708	1.160	1106

Dimensions and weights are nominal and are subject to industry tolerances unless otherwise noted.

Tinned copper, shielding and other color codes available upon request.
See page 47 for Ordering and Color Code information.



Seoprene®

Coleman Cable Inc.
800.323.9355 • www.colemancable.com

Ordering Guide

Put-Up	Ordering Suffix
Reel / 250 feet	04
Reel / 500 feet	05
Reel / 1,000 feet	06
Reel / 1,500 feet	07
Reel / 2,500 feet	09
Reel / 5,000 feet	10

* Other packaging available. Consult factory.

Color	Ordering Suffix
White	01
Yellow	02
Orange	03
Red	04
Green	05
Blue	06
Brown	07
Black	08
Gray	09
Pink	11
Tan	12
Purple	13

* Other colors and stripe available. Consult factory.


Part Number Convention



Example:

If you wish to order: 12/3 Seoprene® Portable cord in black on 1000' reel.

Your order code would be:





CCI's diverse manufacturing capabilities allow us to offer one of the most complete tray cable product lines in the industry. Coleman Cable's sales, engineering, and product development teams work closely together with our customers to provide solutions for industries as diverse as oil and gas, food processing, petrochemical, transportation, utility, renewable energy, and pulp & paper.

Coleman Cable's Royal® brand provides a full line of 300V and 600V instrumentation, and 600V tray cables. These constructions are available in Polyvinyl Chloride (PVC)/Nylon, Cross-Linked Polyethylene (XLPE), and Ethylene Propylene Rubber (EPR) insulations. We offer multiple jacketing options such as Polyvinyl Chloride (PVC), thermoplastic Chlorinated Polyethylene (CPE), thermoset Chlorinated Polyethylene (CPE), low smoke zero halogen (LSZH), and our specially engineered Seoprene® thermoplastic elastomer (TPE). Coleman Cable's instrumentation cables can be supplied with multiple pairs or triads, and several shielding options.

Section Index

300V Instrumentation	
Royal® PVC/PVC Pairs - POS	49
Royal® PVC/PVC Pairs - SPOS	50
Royal® PVC/PVC Triads - TOS	51, 52
Royal® PVC/PVC Triads - STOS	53, 54
600V Instrumentation	
Royal® TFFN/PVC Pairs - POS	55
Royal® TFFN/PVC Pairs - SPOS	56
Royal® TFFN/THHN/THWN/PVC Triads - TOS	57
Royal® TFFN/PVC Triads - STOS	58
Royal® XLPE/PVC Pairs - POS	59
Royal® XLPE/PVC Pairs - SPOS	60
Royal® XLPE/PVC Triads - TOS	61
Royal® XLPE/PVC Triads - STOS	62
Royal® EPR/CPE Pairs - POS	63
Royal® EPR/CPE Pairs - SPOS	64
Royal® EPR/CPE Triads - TOS	65
Royal® EPR/CPE Triads - STOS	66
Royal® EPR/LSZH Pairs - POS	67
Royal® EPR/LSZH Pairs - SPOS	68
600V Control & Power Cables	
Royal® TFFN/THHN/THWN/PVC Control	69, 70
Royal® THHN/PVC Shielded Control	71, 72
Royal® THHN/THWN/PVC Power	73, 74
Royal® XLPE/PVC Control	75, 76
Royal® XLPE/PVC Shielded Control	77, 78
Royal® XLPE/PVC Power	79, 80
Royal® EPR/CPE Control	81, 82
Royal® EPR/CPE Shielded Control	83, 84
Royal® EPR/CPE Power	85, 86
Royal® EPR/LSZH Control	87, 88
Royal® EPR/LSZH Power	89, 90
Royal® 20/10 Control	91, 92
Seoprene® Compact 600	93
Ordering Guide	94

Royal® 300V PVC/PVC PAIRS, POS

-30°C to 90°C PLTC Instrumentation Cable

TRAY CABLES



- CONDUCTOR:**
 - 18 AWG - 16 AWG Class B stranded bare copper per ASTM B-3 and B-8
- INSULATION:**
 - Premium grade Polyvinyl Chloride (PVC)
 - Black/White; Alpha/numeric print; Alternate & Inverted
- CABLE SHIELD:**
 - Overall 100% coverage, aluminum/polyester foil shield
- JACKET:**
 - Black sunlight and moisture resistant Polyvinyl Chloride (PVC)
- LEGEND:**
 - CCI ROYAL XX AWG X SHIELDED PAIRS PVC/PVC TYPE PLTC/ITC E176494 (UL) 90C SUN RES FT4/IEEE 1202 --- SEQUENTIAL MARKING
- FEATURES:**
 - Rated at 90°C 300V
 - Sunlight resistant
 - Good chemical, oil, and abrasion resistance
- APPLICATIONS:**
 - For process control and instrumentation
 - Class 1 Division 2 hazardous areas
 - Passes IEEE 383 flame test
 - Installed in cable trays, raceways, conduit, aerial* and direct buried
- OPTIONS:**
 - Tinned copper
 - Flexible stranding
 - ICEA E-1 or Method 4 Color Code

- INDUSTRY APPROVALS:**
 - UL Standard 13 Type PLTC
 - UL Standard 2250 Type ITC
 - NEC Article 336
 - Passes FT4/IEEE 1202 Flame Test
 - IEEE 383 flame test (70,000 btu)
 - EPA 40 CFR, Part 261, Subpart C, heavy metals per Table 1, TCLP method

Part Number	Gauge	No. Pairs	Stranding	Insulation Thickness		Jacket Thickness		Nominal OD		Weight	
				in.	mm.	in.	mm.	in.	mm.	lbs./mft	kg/km
776501	18	1	7/0.0152	0.015	0.38	0.052	1.32	0.258	6.55	38	57
776502	18	2	7/0.0152	0.015	0.38	0.052	1.32	0.385	1.3208	72	107
776504	18	4	7/0.0152	0.015	0.38	0.052	1.32	0.440	11.18	107	159
776508	18	8	7/0.0152	0.015	0.38	0.065	1.65	0.575	14.61	191	284
776512	18	12	7/0.0152	0.015	0.38	0.075	1.90	0.668	16.97	264	393
776524	18	24	7/0.0152	0.015	0.38	0.075	1.90	0.875	22.22	463	689
776536	18	36	7/0.0152	0.015	0.38	0.085	2.16	1.036	26.31	696	1036
776401	16	1	7/0.0192	0.015	0.38	0.052	1.32	0.282	7.16	49	73
776402	16	2	7/0.0192	0.015	0.38	0.052	1.32	0.407	10.34	84	125
776404	16	4	7/0.0192	0.015	0.38	0.065	1.65	0.516	13.11	154	229
776408	16	8	7/0.0192	0.015	0.38	0.075	1.90	0.662	16.81	270	402
776412	16	12	7/0.0192	0.015	0.38	0.075	1.90	0.770	1.905	372	554
776424	16	24	7/0.0192	0.015	0.38	0.085	2.16	1.033	26.24	659	981
776436	16	36	7/0.0192	0.015	0.38	0.085	2.16	1.168	29.67	969	1442

Dimensions and weights are nominal and are subject to industry tolerances unless otherwise noted.

* When supported with a messenger.
See page 94 for Ordering and Color Code information.



Coleman Cable Inc.
800.323.9355 • www.colemancable.com

Royal® 300V PVC/PVC PAIRS, SPOS

-30°C to 90°C PLTC Instrumentation Cable

TRAY CABLES



- CONDUCTOR:** • 18 AWG - 16 AWG Class B stranded bare copper per ASTM B-3 and B-8
- INSULATION:** • Premium grade Polyvinyl Chloride (PVC)
• Black/White; Alpha/numeric print; Alternate & Inverted
- CABLE SHIELD:** • Individual and overall 100% coverage, aluminum/polyester foil shield
- JACKET:** • Black sunlight and moisture resistant Polyvinyl Chloride (PVC)
- LEGEND:** • CCI ROYAL XX AWG X SHIELDED PAIRS PVC/PVC TYPE
PLTC/ITC E176494 (UL) 90C SUN RES FT4/IEEE 1202 ---
SEQUENTIAL MARKING
• 16 AWG and larger are Direct Burial
- FEATURES:** • Rated at 90°C 300V
• Sunlight resistant
• Good chemical, oil, and abrasion resistance
- APPLICATIONS:** • For process control and instrumentation
• Class 1 Division 2 hazardous areas
• Passes IEEE 383 flame test
• Installed in cable trays, raceways, conduit, aerial* and direct buried
- OPTIONS:** • Tinned copper
• Flexible Stranding
• ICEA E-1 or Method 4 Color Code

- INDUSTRY APPROVALS:** • UL Standard 13 Type PLTC • UL Standard 2250 Type ITC
• NEC Article 336 • Passes FT4/IEEE 1202 Flame Test
• IEEE 383 flame test (70,000 btu)
• EPA 40 CFR, Part 261, Subpart C,
heavy metals per Table 1, TCLP method

Part Number	Gauge	No. Pairs	Stranding	Insulation Thickness		Jacket Thickness		Nominal OD		Weight	
				in.	mm.	in.	mm.	in.	mm.	lbs./mft	kg/km
777502	18	2	7/0.0152	0.015	0.38	0.052	1.32	0.401	10.19	83	124
777504	18	4	7/0.0152	0.015	0.38	0.065	1.65	0.490	12.45	139	207
777508	18	8	7/0.0152	0.015	0.38	0.065	1.65	0.605	15.37	229	341
777512	18	12	7/0.0152	0.015	0.38	0.075	1.90	0.722	18.34	333	496
777524	18	24	7/0.0152	0.015	0.38	0.085	2.16	0.955	24.26	601	894
777536	18	36	7/0.0152	0.015	0.38	0.085	2.16	1.082	27.48	851	1266
777402	16	2	7/0.0192	0.015	0.38	0.052	1.32	0.443	11.25	106	158
777404	16	4	7/0.0192	0.015	0.38	0.065	1.65	0.539	13.69	182	271
777408	16	8	7/0.0192	0.015	0.38	0.075	1.90	0.690	17.53	323	481
777412	16	12	7/0.0192	0.015	0.38	0.075	1.90	0.799	20.29	450	670
777424	16	24	7/0.0192	0.015	0.38	0.085	2.16	1.069	27.15	833	1240
777436	16	36	7/0.0192	0.015	0.38	0.085	2.16	1.194	30.33	1167	1737

Dimensions and weights are nominal and are subject to industry tolerances unless otherwise noted.

* When supported with a messenger.
See page 94 for Ordering and Color Code information.



Coleman Cable Inc.
800.323.9355 • www.colemancable.com

Royal® 300V PVC/PVC TRIADS, TOS

-30°C to 90°C PLTC Instrumentation Cable

TRAY CABLES



- CONDUCTORS:** • 20 AWG - 18 AWG Class B stranded bare copper per ASTM B-3 and B-8
- INSULATION:** • Premium grade Polyvinyl Chloride (PVC)
• Black/White/Red; Alpha/numeric print: Alternate & Inverted
- CABLE SHIELD:** • Overall 100% coverage, aluminum/polyester foil shield
- JACKET:** • Black sunlight and moisture resistant Polyvinyl Chloride (PVC)
- LEGEND:** • CCI ROYAL XX AWG XX SHIELDED TRIADS PVC/PVC TYPE PLTC/ITC E176494 (UL) 90C SUN RES FT4/IEEE 1202 --- SEQUENTIAL MARKING
- FEATURES:** • Rated at 90°C 300V
• Sunlight resistant
• Good chemical, oil, and abrasion resistance
- APPLICATIONS:** • For process control and instrumentation
• Class 1 Division 2 hazardous location per NEC Article 501 (PLTC)
• Passes IEEE 383 flame test
• Installed in cable trays, raceways, conduit, aerial* and direct buried
- OPTIONS:** • Tinned copper
• Flexible stranding
• ICEA E-1 or Method 4 Color Code
- INDUSTRY APPROVALS:** • UL Standard 13 Type PLTC • UL Standard 2250 Type ITC
• NEC Article 336 • Passes FT4/IEEE 1202 Flame Test
• IEEE 383 flame test (70,000 btu)
• EPA 40 CFR, Part 261, Subpart C, heavy metals per Table 1, TCLP method

Part Number	Gauge	No. Triads	Stranding	Insulation Thickness		Jacket Thickness		Nominal OD		Weight	
				in.	mm.	in.	mm.	in.	mm.	lbs./mft	kg/km
779601	20	1	7/0.0121	0.015	0.38	0.052	1.32	0.250	6.35	31	46
778602	20	2	7/0.0121	0.015	0.38	0.052	1.32	0.340	8.64	51	76
778604	20	4	7/0.0121	0.015	0.38	0.065	1.65	0.498	12.65	126	188
778608	20	8	7/0.0121	0.015	0.38	0.075	1.90	0.670	17.02	232	345
778612	20	12	7/0.0121	0.015	0.38	0.075	1.90	0.774	19.66	279	415
778616	20	16	7/0.0121	0.015	0.38	0.075	1.90	0.856	21.74	376	560
778624	20	24	7/0.0121	0.015	0.38	0.085	2.16	1.072	27.23	558	830
778636	20	36	7/0.0121	0.015	0.38	0.085	2.16	1.146	29.11	688	1024
779501	18	1	7/0.0152	0.015	0.38	0.052	1.32	0.270	6.86	46	68
779502	18	2	7/0.0152	0.015	0.38	0.065	1.65	0.496	12.60	103	153
779504	18	4	7/0.0152	0.015	0.38	0.065	1.65	0.547	13.89	159	237
779508	18	8	7/0.0152	0.015	0.38	0.075	1.90	0.716	18.19	281	418
779512	18	12	7/0.0152	0.015	0.38	0.075	1.90	0.861	21.87	396	589
779516	18	16	7/0.0152	0.015	0.38	0.085	2.16	0.974	24.74	517	769
779524	18	24	7/0.0152	0.015	0.38	0.085	2.16	1.192	30.28	732	1089
779536	18	36	7/0.0152	0.015	0.38	0.097	2.46	1.384	35.15	1057	1573

Dimensions and weights are nominal and are subject to industry tolerances unless otherwise noted.

* When supported with a messenger.
See page 94 for Ordering and Color Code information.



Coleman Cable Inc.
800.323.9355 • www.colemancable.com

Royal® 300V PVC/PVC TRIADS, TOS

-30°C to 90°C PLTC Instrumentation Cable

- CONDUCTORS:** • 16 AWG Class B stranded bare copper per ASTM B-3 and B-8
- INSULATION:** • Premium grade Polyvinyl Chloride (PVC)
• Black/White/Red; Alpha/numeric print; Alternate & Inverted
- CABLE SHIELD:** • Overall 100% coverage, aluminum/polyester foil shield
- JACKET:** • Black sunlight and moisture resistant Polyvinyl Chloride (PVC)
- LEGEND:** • CCI ROYAL XX AWG XX SHIELDED TRIADS PVC/PVC TYPE
PLTC/ITC E176494 (UL) 90C SUN RES FT4/IEEE 1202 ---
SEQUENTIAL MARKING
- FEATURES:** • Rated at 90°C 300V
• Sunlight resistant
• Good chemical, oil, and abrasion resistance
- APPLICATIONS:** • For process control and instrumentation
• Class 1 Division 2 hazardous location per NEC Article 501 (PLTC)
• Passes IEEE 383 flame test
• Installed in cable trays, raceways, conduit, aerial* and direct buried
- OPTIONS:** • Tinned copper
• Flexible stranding
• ICEA E-1 or Method 4 Color Code
- INDUSTRY APPROVALS:** • UL Standard 13 Type PLTC • UL Standard 2250 Type ITC
• NEC Article 336 • Passes FT4/IEEE 1202 Flame Test
• IEEE 383 flame test (70,000 btu)
• EPA 40 CFR, Part 261, Subpart C,
heavy metals per Table 1, TCLP method



TRAY CABLES

Part Number	Gauge	No. Triads	Stranding	Insulation Thickness		Jacket Thickness		Nominal OD		Weight	
				in.	mm.	in.	mm.	in.	mm.	lbs./mft	kg/km
779401	16	1	7/0.0192	0.015	0.38	0.052	1.32	0.306	7.77	64	95
772002	16	2	7/0.0192	0.015	0.38	0.065	1.65	0.528	13.41	136	202
772004	16	4	7/0.0192	0.015	0.38	0.065	1.65	0.609	15.47	211	314
772008	16	8	7/0.0192	0.015	0.38	0.075	1.90	0.782	19.86	461	686
772012	16	12	7/0.0192	0.015	0.38	0.085	2.16	0.988	25.10	557	829
772016	16	16	7/0.0192	0.015	0.38	0.085	2.16	1.088	27.64	699	1040
772024	16	24	7/0.0192	0.015	0.38	0.097	2.46	1.372	34.85	1042	1551
772036	16	36	7/0.0192	0.015	0.38	0.097	2.46	1.566	39.78	1469	2186

Dimensions and weights are nominal and are subject to industry tolerances unless otherwise noted.

* When supported with a messenger.
See page 94 for Ordering and Color Code information.



Coleman Cable Inc.
800.323.9355 • www.colemancable.com

Royal® 300V PVC/PVC TRIADS, STOS

-30°C to 90°C PLTC Instrumentation Cable

TRAY CABLES



- CONDUCTORS:**
 - 20 AWG - 18 AWG Class B stranded bare copper per ASTM B-3 and B-8
- INSULATION:**
 - Premium grade Polyvinyl Chloride (PVC)
 - Black/White/Red; Alpha/numeric print; Alternate & Inverted
- CABLE SHIELD:**
 - Individual and overall 100% coverage, aluminum/polyester foil shield
- JACKET:**
 - Black sunlight and moisture resistant Polyvinyl Chloride (PVC)
- LEGEND:**
 - CCI ROYAL XX AWG XX SHIELDED TRIADS PVC/PVC TYPE PLTC/ITC E176494 (UL) 90C SUN RES FT4/IEEE 1202 --- SEQUENTIAL MARKING
- FEATURES:**
 - Rated at 90°C 300V
 - Sunlight resistant
 - Good chemical, oil, and abrasion resistance
- APPLICATIONS:**
 - For process control and instrumentation
 - Class 1 Division 2 hazardous location per NEC Article 501 (PLTC)
 - Passes IEEE 383 flame test
 - Installed in cable trays, raceways, conduit, aerial* and direct buried
- OPTIONS:**
 - Tinned copper
 - Flexible stranding
 - ICEA E-1 or Method 4 Color Code
- INDUSTRY APPROVALS:**
 - UL Standard 13 Type PLTC
 - UL Standard 2250 Type ITC
 - NEC Article 336
 - Passes FT4/IEEE 1202 Flame Test
 - IEEE 383 flame test (70,000 btu)
 - EPA 40 CFR, Part 261, Subpart C, heavy metals per Table 1, TCLP method

Part Number	Gauge	No. Triads	Stranding	Insulation Thickness		Jacket Thickness		Nominal OD		Weight	
				in.	mm.	in.	mm.	in.	mm.	lbs./mft	kg/km
779602	20	2	7/0.0121	0.015	0.38	0.052	1.32	0.440	11.18	91	135
779604	20	4	7/0.0121	0.015	0.38	0.065	1.65	0.510	12.95	138	205
779608	20	8	7/0.0121	0.015	0.38	0.075	1.90	0.683	17.35	255	379
779612	20	12	7/0.0121	0.015	0.38	0.075	1.90	0.791	20.09	334	497
779616	20	16	7/0.0121	0.015	0.38	0.075	1.90	0.874	22.20	421	627
779624	20	24	7/0.0121	0.015	0.38	0.085	2.16	1.098	27.89	626	932
772402	18	2	7/0.0152	0.015	0.38	0.065	1.65	0.484	12.29	115	171
772404	18	4	7/0.0152	0.015	0.38	0.065	1.65	0.562	14.27	178	265
772408	18	8	7/0.0152	0.015	0.38	0.075	1.90	0.735	18.67	317	472
772412	18	12	7/0.0152	0.015	0.38	0.075	1.90	0.884	22.45	449	668
772416	18	16	7/0.0152	0.015	0.38	0.085	2.16	0.992	25.20	586	872
772424	18	24	7/0.0152	0.015	0.38	0.085	2.16	1.218	30.94	836	1244

Dimensions and weights are nominal and are subject to industry tolerances unless otherwise noted.

* When supported with a messenger.
See page 94 for Ordering and Color Code information.



Coleman Cable Inc.
800.323.9355 • www.colemancable.com

Royal® 300V PVC/PVC TRIADS, STOS

-30°C to 90°C PLTC Instrumentation Cable

- CONDUCTORS:** • 16 AWG Class B stranded bare copper per ASTM B-3 and B-8
- INSULATION:** • Premium grade Polyvinyl Chloride (PVC)
• Black/White/Red; Alpha/numeric print; Alternate & Inverted
- CABLE SHIELD:** • Individual and overall 100% coverage, aluminum/polyester foil shield
- JACKET:** • Black sunlight and moisture resistant Polyvinyl Chloride (PVC)
- LEGEND:** • CCI ROYAL XX AWG XX SHIELDED TRIADS PVC/PVC TYPE
PLTC/ITC E176494 (UL) 90C SUN RES FT4/IEEE 1202 ---
SEQUENTIAL MARKING
- FEATURES:** • Rated at 90°C 300V
• Sunlight resistant
• Good chemical, oil, and abrasion resistance
- APPLICATIONS:** • For process control and instrumentation
• Class 1 Division 2 hazardous location per NEC Article 501 (PLTC)
• Passes IEEE 383 flame test
• Installed in cable trays, raceways, conduit, aerial* and direct buried
- OPTIONS:** • Tinned copper
• Flexible stranding
• ICEA E-1 or Method 4 Color Code

- INDUSTRY APPROVALS:** • UL Standard 13 Type PLTC • UL Standard 2250 Type ITC
• NEC Article 336 • Passes FT4/IEEE 1202 Flame Test
• IEEE 383 flame test (70,000 btu)
• EPA 40 CFR, Part 261, Subpart C,
heavy metals per Table 1, TCLP method



TRAY CABLES

Part Number	Gauge	No. Triads	Stranding	Insulation Thickness		Jacket Thickness		Nominal OD		Weight	
				in.	mm.	in.	mm.	in.	mm.	lbs./mft	kg/km
779402	16	2	7/0.0192	0.015	0.38	0.065	1.65	0.534	13.56	148	220
779404	16	4	7/0.0192	0.015	0.38	0.075	1.90	0.645	16.38	249	371
779408	16	8	7/0.0192	0.015	0.38	0.075	1.90	0.801	20.35	414	616
779412	16	12	7/0.0192	0.015	0.38	0.085	2.16	1.012	25.70	634	943
779416	16	16	7/0.0192	0.015	0.38	0.085	2.16	1.109	28.17	798	1188
779424	16	24	7/0.0192	0.015	0.38	0.097	2.46	1.398	35.51	1196	1780

Dimensions and weights are nominal and are subject to industry tolerances unless otherwise noted.

* When supported with a messenger.
See page 94 for Ordering and Color Code information.



Coleman Cable Inc.
800.323.9355 • www.colemancable.com

Royal® 600V TFFN/PVC Pairs, POS Type TC-ER

-30°C to 90°C Instrumentation Cable

TRAY CABLES



- CONDUCTORS:** • 18 AWG - 16 AWG Class B stranded bare copper per ASTM B-3 and B-8
- INSULATION:** • Premium grade Polyvinyl Chloride (PVC) plus nylon
• Black/White; Alpha/numeric print; Alternate & Inverted
- CABLE SHIELD:** • Overall 100% coverage, aluminum/polyester foil shield
- JACKET:** • Black sunlight and moisture resistant Polyvinyl Chloride (PVC)
- LEGEND:** • CCI ROYAL XX AWG XX SHIELDED PAIRS TYPE PVCN/PVC TYPE TC-ER TFFN E79496 (UL) 600V 90C DRY OIL RES I SUNLIGHT RESISTANT DIRECT BURIAL --- SEQUENTIAL MARKING
• 16 AWG and larger are Direct Burial
- FEATURES:** • Sunlight and weather resistant
• Excellent abrasion and chemical resistance
- APPLICATIONS:** • For process control and instrumentation
• Class 1 Division 2 hazardous location per NEC Article 501 (TC)
• Passes IEEE 383 flame test
• NEC Article 336 applications
• Installed in cable trays, raceways, conduit, aerial* and direct buried
- OPTIONS:** • Tinned copper • Flexible stranding
• ICEA E-1 or Method 4 Color Code
- INDUSTRY APPROVALS:** • UL Standard 1277 Type TC-ER • UL Standard 66 Type TFFN
• NEC Article 336
• Passes IEEE 383 Flame Test (70,000 btu)
• EPA 40 CFR, Part 261, Subpart C, heavy metals per Table 1, TCLP method

Part Number	Gauge	No. Pairs	Stranding	Insulation Thickness		Nylon Thickness		Jacket Thickness		Nominal OD		Weight	
				in.	mm.	in.	mm.	in.	mm.	in.	mm.	lbs./mft	kg/km
775501**	18	1	7/0.0152	0.015	0.38	0.004	0.10	0.045	1.14	0.274	6.96	41	61
775502	18	2	7/0.0152	0.015	0.38	0.004	0.10	0.045	1.14	0.406	10.31	80	119
775504	18	4	7/0.0152	0.015	0.38	0.004	0.10	0.045	1.14	0.468	11.89	107	159
775508	18	8	7/0.0152	0.015	0.38	0.004	0.10	0.060	1.52	0.621	15.77	198	295
775512	18	12	7/0.0152	0.015	0.38	0.004	0.10	0.060	1.52	0.726	18.44	277	412
775524	18	24	7/0.0152	0.015	0.38	0.004	0.10	0.080	2.03	1.004	25.50	536	798
775536	18	36	7/0.0152	0.015	0.38	0.004	0.10	0.080	2.03	1.136	28.85	750	1116
775401**	16	1	7/0.0192	0.015	0.38	0.004	0.10	0.045	1.14	0.298	7.57	50	74
775402	16	2	7/0.0192	0.015	0.38	0.004	0.10	0.045	1.14	0.448	11.38	89	132
775404	16	4	7/0.0192	0.015	0.38	0.004	0.10	0.060	1.52	0.548	13.92	157	234
775408	16	8	7/0.0192	0.015	0.38	0.004	0.10	0.060	1.52	0.688	17.48	266	396
775412	16	12	7/0.0192	0.015	0.38	0.004	0.10	0.080	2.03	0.852	21.64	409	609
775416	16	16	7/0.0192	0.015	0.38	0.004	0.10	0.080	2.03	0.952	24.18	518	771
775424	16	24	7/0.0192	0.015	0.38	0.004	0.10	0.080	2.03	1.118	28.40	728	1083
775436	16	36	7/0.0192	0.015	0.38	0.004	0.10	0.080	2.03	1.268	32.21	1029	1531

Dimensions and weights are nominal and are subject to industry tolerances unless otherwise noted.

* When supported with a messenger.

** 1 Pair is net ER

See page 94 for Ordering and Color Code information.



Coleman Cable Inc.

800.323.9355 • www.colemancable.com

Royal® 600V TFFN/PVC Pairs, SPOS Type TC-ER

-30°C to 90°C Instrumentation Cable

TRAY CABLES



- CONDUCTORS:** • 18 AWG - 16 AWG Class B stranded bare copper per ASTM B-3 and B-8
- INSULATION:** • Premium grade Polyvinyl Chloride (PVC) plus nylon
• Black/White; Alpha/numeric print; Alternate & Inverted
- CABLE SHIELD:** • Individual and overall 100% coverage, aluminum/polyester foil shield
- JACKET:** • Black sunlight and moisture resistant Polyvinyl Chloride (PVC)
- LEGEND:** • CCI ROYAL XX AWG XX SHIELDED PAIRS TYPE
PVCN/PVC TYPE TC-ER TFFN E79496 (UL) 600V 90C DRY
OIL RES I SUNLIGHT RESISTANT DIRECT BURIAL ---
SEQUENTIAL MARKING
• 16 AWG and larger are Direct Burial
- FEATURES:** • Sunlight and weather resistant
• Excellent abrasion and chemical resistance
- APPLICATIONS:** • For process control and instrumentation
• Class 1 Division 2 hazardous location per NEC Article 501 (TC)
• Passes IEEE 383 flame test
• NEC Article 336 applications
• Installed in cable trays, raceways, conduit, aerial* and direct buried
- OPTIONS:** • Tinned copper • Shielding
• Composite Constructions • ICEA E-1 or Method 4 Color Code
- INDUSTRY APPROVALS:** • UL Standard 1277 Type TC-ER • UL Standard 66 Type TFFN
• NEC Article 336
• Passes IEEE 383 Flame Test (70,000 btu)
• EPA 40 CFR, Part 261, Subpart C,
heavy metals per Table 1, TCLP method

Part Number	Gauge	No. Pairs	Stranding	Insulation Thickness		Nylon Thickness		Jacket Thickness		Nominal OD		Weight	
				in.	mm.	in.	mm.	in.	mm.	in.	mm.	lbs./mft	kg/km
778502	18	2	7/0.0152	0.015	0.38	0.004	0.10	0.045	1.14	0.424	10.77	80	119
778504	18	4	7/0.0152	0.015	0.38	0.004	0.10	0.045	1.14	0.488	12.40	126	188
778508	18	8	7/0.0152	0.015	0.38	0.004	0.10	0.060	1.52	0.645	16.38	238	354
778512	18	12	7/0.0152	0.015	0.38	0.004	0.10	0.060	1.52	0.758	19.25	332	494
778524	18	24	7/0.0152	0.015	0.38	0.004	0.10	0.080	2.03	1.038	26.37	638	949
778536	18	36	7/0.0152	0.015	0.38	0.004	0.10	0.080	2.03	1.176	29.87	902	1342
778402	16	2	7/0.0192	0.015	0.38	0.004	0.10	0.045	1.14	0.466	11.84	115	171
778404	16	4	7/0.0192	0.015	0.38	0.004	0.10	0.060	1.52	0.569	14.45	196	292
778408	16	8	7/0.0192	0.015	0.38	0.004	0.10	0.060	1.52	0.714	18.14	331	493
778412	16	12	7/0.0192	0.015	0.38	0.004	0.10	0.080	2.03	0.891	22.63	507	754
778424	16	24	7/0.0192	0.015	0.38	0.004	0.10	0.080	2.03	1.166	29.62	901	1341
778432	16	36	7/0.0192	0.015	0.38	0.004	0.10	0.080	2.03	1.324	33.63	1278	1902

Dimensions and weights are nominal and are subject to industry tolerances unless otherwise noted.

* When supported with a messenger.
See page 94 for Ordering and Color Code information.



Coleman Cable Inc.
800.323.9355 • www.colemancable.com

Royal® 600V TFFN/THHN/THWN/PVC Triads, TOS Type TC-ER

-30°C to 90°C Instrumentation Cable

TRAY CABLES



- CONDUCTORS:** • 18 AWG - 14 AWG Class B stranded bare copper per ASTM B-3 and B-8
- INSULATION:** • Premium grade Polyvinyl Chloride (PVC) plus nylon
• Black/White/Red; Alpha/numeric print; Alternate & Inverted
- CABLE SHIELD:** • Overall 100% coverage, aluminum/polyester foil shield
- JACKET:** • Black sunlight and moisture resistant Polyvinyl Chloride (PVC)
- LEGEND:** • CCI ROYAL XX AWG XX SHIELDED TRIADS PVCN/PVC TYPE TC-ER TFFN E79496 (UL) 600V 90C DRY OIL RES I SUNLIGHT RESISTANT DIRECT BURIAL --- SEQUENTIAL MARKING
• CCI ROYAL XX AWG XX SHIELDED TRIADS PVCN/PVC TYPE TC-ER THHN/THWN E79496 (UL) 600V 90C DRY/75C WET OIL RES I SUNLIGHT RESISTANT DIRECT BURIAL --- SEQUENTIAL MARKING
• 16 AWG and larger are Direct Burial
- FEATURES:** • Sunlight and weather resistant
• Excellent abrasion and chemical resistance
- APPLICATIONS:** • For process control and instrumentation
• Class 1 Division 2 hazardous location per NEC Article 501 (TC)
• Passes IEEE 383 flame test
• NEC Article 336 applications
• Installed in cable trays, raceways, conduit, aerial* and direct buried
- OPTIONS:** • Tinned copper
• Flexible stranding
• ICEA E-1 or Method 4 Color Code
- INDUSTRY APPROVALS:** • UL Standard 1277 Type TC-ER
• UL Standard 66 Type TFFN (16 AWG & 18 AWG)
• UL Standard 83 Type THHN/THWN (14 AWG)
• NEC Article 336
• Passes IEEE 383 Flame Test (70,000 btu)
• EPA 40 CFR, Part 261, Subpart C, heavy metals per Table 1, TCLP method

Part Number	Gauge	No. Triads	Stranding	Insulation Thickness		Nylon Thickness		Jacket Thickness		Nominal OD		Weight	
				in.	mm.	in.	mm.	in.	mm.	in.	mm.	lbs./mft	kg/km
771811	18	1	7/0.0152	0.015	0.38	0.004	0.10	0.045	1.14	0.278	7.06	46	68
771611	16	1	7/0.0192	0.015	0.38	0.004	0.10	0.045	1.14	0.304	7.72	58	86
771411	14	1	7/0.0242	0.015	0.38	0.004	0.10	0.045	1.14	0.344	8.74	87	129

Dimensions and weights are nominal and are subject to industry tolerances unless otherwise noted.

* When supported with a messenger.
See page 94 for Ordering and Color Code information.



Coleman Cable Inc.
800.323.9355 • www.colemancable.com

Royal® 600V TFFN/PVC Triads, STOS Type TC-ER

-30°C to 90°C Instrumentation Cable

TRAY CABLES



- CONDUCTORS:** • 18 AWG - 16 AWG Class B stranded bare copper per ASTM B-3 and B-8
- INSULATION:** • Premium grade Polyvinyl Chloride (PVC) plus nylon
• Black/White/Red; Alpha/numeric print; Alternate & Inverted
- CABLE SHIELD:** • Individual and overall 100% coverage, aluminum polyester foil shield
- JACKET:** • Black sunlight and moisture resistant Polyvinyl Chloride (PVC)
- LEGEND:** • CCI ROYAL XX AWG XX SHIELDED TRIADS PVCN/PVC TYPE TC-ER TFFN E79496 (UL) 600V 90C DRY OIL RES I SUNLIGHT RESISTANT DIRECT BURIAL --- SEQUENTIAL MARKING
• 16 AWG and larger are Direct Burial
- FEATURES:** • Sunlight and weather resistant
• Excellent abrasion and chemical resistance
- APPLICATIONS:** • For process control and instrumentation
• Class 1 Division 2 hazardous location per NEC Article 501 (TC)
• Passes IEEE 383 flame test
• NEC Article 336 applications
• Installed in cable trays, raceways, conduit, aerial* and direct buried
- OPTIONS:** • Tinned copper
• Flexible stranding
• ICEA E-1 or Method 4 Color Code

- INDUSTRY APPROVALS:** • UL Standard 1277 Type TC-ER • UL Standard 66 Type TFFN
• NEC Article 336
• Passes IEEE 383 Flame Test (70,000 btu)
• EPA 40 CFR, Part 261, Subpart C, heavy metals per Table I, TCLP method

Part Number	Gauge	No. Triads	Stranding	Insulation Thickness		Nylon Thickness		Jacket Thickness		Nominal OD		Weight	
				in.	mm.	in.	mm.	in.	mm.	in.	mm.	lbs./mft	kg/km
771872	18	2	7/0.0152	0.015	0.38	0.004	0.10	0.045	1.14	0.492	12.50	104	155
771874	18	4	7/0.0152	0.015	0.38	0.004	0.10	0.060	1.52	0.603	15.32	187	278
771878	18	8	7/0.0152	0.015	0.38	0.004	0.10	0.060	1.52	0.736	18.69	290	432
771882	18	12	7/0.0152	0.015	0.38	0.004	0.10	0.080	2.03	0.983	24.97	498	741
771886	18	16	7/0.0152	0.015	0.38	0.004	0.10	0.095	2.41	1.112	28.24	653	972
771894	18	24	7/0.0152	0.015	0.38	0.004	0.10	0.100	2.54	1.384	35.15	949	1412
771896	18	36	7/0.0152	0.015	0.38	0.004	0.10	0.100	2.54	1.578	40.08	1334	1985
771672	16	2	7/0.0192	0.015	0.38	0.004	0.10	0.060	1.52	0.570	14.48	148	220
771674	16	4	7/0.0192	0.015	0.38	0.004	0.10	0.060	1.52	0.666	16.92	255	379
771678	16	8	7/0.0192	0.015	0.38	0.004	0.10	0.080	2.03	0.906	23.01	481	716
771682	16	12	7/0.0192	0.015	0.38	0.004	0.10	0.095	2.41	1.103	28.02	690	1027
771686	16	16	7/0.0192	0.015	0.38	0.004	0.10	0.095	2.41	1.234	31.34	875	1302
771694	16	24	7/0.0192	0.015	0.38	0.004	0.10	0.100	2.54	1.540	2.54	1290	1920
771696	16	36	7/0.0192	0.015	0.38	0.004	0.10	0.100	2.54	1.758	44.65	1820	2708

Dimensions and weights are nominal and are subject to industry tolerances unless otherwise noted.

* When supported with a messenger.
See page 94 for Ordering and Color Code information.



Royal® 600V XLPE/PVC Pairs, POS Type TC-ER

-30°C to 90°C Instrumentation Cable

TRAY CABLES



- CONDUCTORS:** • 18 AWG - 16 AWG Class B stranded bare copper per ASTM B-33 and B-8
- INSULATION:** • Flame-retardant Cross-linked Polyethylene (XLPE)
• Black/White; Alpha/numeric print; Alternate & Inverted
- CABLE SHIELD:** • Overall 100% coverage, aluminum/polyester foil shield
- JACKET:** • Black sunlight and moisture resistant Polyvinyl Chloride (PVC)
- LEGEND:** • CCI ROYAL XX AWG XX SHIELDED PAIRS XLPE/PVC TYPE TC-ER E79496 (UL) 600V 90C DRY/90C WET SUNLIGHT RESISTANT OIL RES I DIRECT BURIAL --- SEQUENTIAL MARKING
• 16 AWG and larger are Direct Burial
- FEATURES:** • Rated 90°C wet or dry
• Sunlight and weather resistant
• Superior low temperature cold bend characteristics
• Excellent abrasion and chemical resistance
• Flame resistant jacket burns to ash and limited thermoplastic drip
- APPLICATIONS:** • Approved for Class 1 Division 2 hazardous location per NEC Article 501 (TC)
• Designed for use in conduit, cable tray, or direct burial
• Developed for use in industrial and utility applications where reliability and performance are paramount
• NEC Article 336 applications
- OPTIONS:** • Tinned copper • Flexible stranding
• FT4/IEEE 1202 • ICEA E-1 or Method 4 Color Code
- INDUSTRY APPROVALS:** • UL Standard 1277 Type TC-ER • NEC Article 336
• Passes UL 1685 Flame Test • IEEE 383 flame test (70,000 btu)
• ICEA S-73-532 • ICEA S-95-658 (WC70)
• EPA 40 CFR, Part 261, Subpart C, heavy metals per Table 1, TCLP method

Part Number	Gauge	No. Pairs	Stranding	Insulation Thickness		Jacket Thickness		Nominal OD		Weight	
				in.	mm.	in.	mm.	in.	mm.	lbs./mft	kg/km
786501*	18	1	7/0.0152	0.030	0.76	0.045	1.14	0.310	7.87	69	103
786502	18	2	7/0.0152	0.030	0.76	0.045	1.14	0.483	12.27	84	125
786504	18	4	7/0.0152	0.030	0.76	0.060	1.52	0.590	14.99	148	220
786508	18	8	7/0.0152	0.030	0.76	0.060	1.52	0.744	18.90	246	366
786512	18	12	7/0.0152	0.030	0.76	0.080	2.03	0.916	23.27	376	560
786524	18	24	7/0.0152	0.030	0.76	0.080	2.03	1.239	31.47	691	1028
786536	18	36	7/0.0152	0.030	0.76	0.080	2.03	1.424	36.17	984	1464
786401*	16	1	7/0.0192	0.030	0.76	0.045	1.14	0.332	8.43	58	86
786402	16	2	7/0.0192	0.030	0.76	0.060	1.52	0.559	14.20	121	180
786404	16	4	7/0.0192	0.030	0.76	0.060	1.52	0.645	16.38	187	278
786408	16	8	7/0.0192	0.030	0.76	0.080	2.03	0.857	21.77	350	521
786412	16	12	7/0.0192	0.030	0.76	0.080	2.03	1.004	25.50	484	720
786416	16	16	7/0.0192	0.030	0.76	0.080	2.03	1.153	29.29	641	954
786424	16	24	7/0.0192	0.030	0.76	0.080	2.03	1.403	35.64	952	1417
786436	16	36	7/0.0192	0.030	0.76	0.080	2.03	1.587	40.31	1321	1966

Dimensions and weights are nominal and are subject to industry tolerances unless otherwise noted.

* 1 Pair is not -ER
See page 94 for Ordering and Color Code information.



Coleman Cable Inc.
800.323.9355 • www.colemancable.com

Royal® 600V XLPE/PVC Pairs, SPOS Type TC-ER

-30°C to 90°C Instrumentation Cable

TRAY CABLES



- CONDUCTORS:** • 18 AWG - 16 AWG Class B stranded bare copper per ASTM B-33 and B-8
- INSULATION:** • Flame-retardant Cross-linked Polyethylene (XLPE)
• Black/White; Alpha/numeric print; Alternate & Inverted
- CABLE SHIELD:** • Individual and overall 100% coverage, aluminum/polyester foil shield
- JACKET:** • Black sunlight and moisture resistant Polyvinyl Chloride (PVC)
- LEGEND:** • CCI ROYAL XX AWG XX SHIELDED PAIRS XLPE/PVC TYPE TC-ER E79496 (UL) 600V 90C DRY/90C WET SUNLIGHT RESISTANT OIL RES I DIRECT BURIAL --- SEQUENTIAL MARKING
• 16 AWG and larger are Direct Burial
- FEATURES:** • Rated 90°C wet or dry
• Sunlight and weather resistant
• Superior low temperature cold bend characteristics
• Excellent abrasion and chemical resistance
• Flame resistant jacket burns to ash and limited thermoplastic drip
- APPLICATIONS:** • Approved for Class 1 Division 2 hazardous location per NEC Article 501 (TC)
• Designed for use in conduit, cable tray, or direct burial
• Developed for use in industrial and utility applications where reliability and performance are paramount
• NEC Article 336 applications

- OPTIONS:** • Tinned copper • Flexible stranding
• FT4/IEEE 1202 • ICEA E-1 or Method 4 Color Code

- INDUSTRY APPROVALS:** • UL Standard 1277 Type TC-ER • NEC Article 336
• Passes UL 1685 Flame Test • IEEE 383 flame test (70,000 btu)
• ICEA S-73-532 • ICEA S-95-658 (WC70)
• EPA 40 CFR, Part 261, Subpart C, heavy metals per Table 1, TCLP method

Part Number	Gauge	No. Pairs	Stranding	Insulation Thickness		Jacket Thickness		Nominal OD		Weight	
				in.	mm.	in.	mm.	in.	mm.	lbs./mft	kg/km
787502	18	2	7/0.0152	0.030	0.76	0.045	1.14	0.487	12.37	94	140
787504	18	4	7/0.0152	0.030	0.76	0.045	1.14	0.590	14.99	166	247
787508	18	8	7/0.0152	0.030	0.76	0.060	1.52	0.744	18.90	281	418
787512	18	12	7/0.0152	0.030	0.76	0.080	2.03	0.916	23.27	428	637
787524	18	24	7/0.0152	0.030	0.76	0.080	2.03	1.239	31.47	797	1186
787536	18	36	7/0.0152	0.030	0.76	0.080	2.03	1.424	36.17	1142	1699
787402	16	2	7/0.0192	0.030	0.76	0.045	1.14	0.559	14.20	134	199
787404	16	4	7/0.0192	0.030	0.76	0.060	1.52	0.645	16.38	213	317
787408	16	8	7/0.0192	0.030	0.76	0.060	1.52	0.857	21.77	400	595
787412	16	12	7/0.0192	0.030	0.76	0.080	2.03	1.004	25.50	558	830
787424	16	24	7/0.0192	0.030	0.76	0.080	2.03	1.383	35.13	1076	1601
787436	16	36	7/0.0192	0.030	0.76	0.080	2.03	1.593	40.46	1555	2314

Dimensions and weights are nominal and are subject to industry tolerances unless otherwise noted.

See page 94 for Ordering and Color Code information.



Coleman Cable Inc.
800.323.9355 • www.colemancable.com

Royal® 600V XLPE/PVC Triads, TOS Type TC-ER

-40°C to 90°C Instrumentation Cable

TRAY CABLES



- CONDUCTORS:**
 - 18 AWG - 16 AWG Class B stranded bare copper per ASTM B-33 and B-8
- INSULATION:**
 - Flame-retardant Cross-linked polyethylene (XLPE)
 - Black/White/Red; Alpha/numeric print
- CABLE SHIELD:**
 - Overall 100% coverage, aluminum polyester foil shield
- JACKET:**
 - Black sunlight and moisture resistant, flame-retardant Polyvinyl Chloride (PVC)
- LEGEND:**
 - CCI ROYAL XX AWG X SHIELDED TRIADS TYPE TC-ER E# (UL) 600V 90C DRY/90C WET SUNLIGHT RESISTANT OIL RES I DIRECT BURIAL
 - 16 AWG and larger are Direct Burial
- FEATURES:**
 - Rated 90°C wet or dry
 - Sunlight and weather resistant
 - Superior low temperature cold bend characteristics
 - Excellent abrasion and chemical resistance
 - Flame resistant jacket burns to ash and limited thermoplastic drip
- APPLICATIONS:**
 - Approved for Class 1 Division 2 hazardous location per NEC Article 501 (TC)
 - Designed for use in conduit, cable tray, or direct burial
 - Developed for use in industrial and utility applications where reliability and performance are paramount
 - NEC Article 336 applications
- OPTIONS:**
 - Tinned copper
 - Flexible stranding
 - FT4/IEEE 1202
 - ICEA E-1 or Method 4 Color Code
- INDUSTRY APPROVALS:**
 - UL 1277 Type TC
 - UL 1581
 - UL1685
 - IEEE 383 flame test (70,000 btu)
 - ICEA S-73-532
 - ICEA S-95-658 (WC70)
 - EPA 40 CFR, Part 261, Subpart C, heavy metals per Table 1, TCLP method

Part Number	Gauge	No. Triads	Stranding	Insulation Thickness		Jacket Thickness		Nominal OD		Weight	
				in.	mm.	in.	mm.	in.	mm.	lbs./mft	kg/km
781822	18	2	7/.0152	0.030	0.76	0.060	1.52	0.604	15.34	138	206
781824	18	4	7/.0152	0.030	0.76	0.060	1.52	0.703	17.86	228	339
781828	18	8	7/.0152	0.030	0.76	0.080	2.67	1.869	47.47	388	577
781832	18	12	7/.0152	0.030	0.76	0.080	2.03	1.142	29.01	596	887
781836	18	16	7/.0152	0.030	0.76	0.100	2.54	1.330	33.78	807	1200
781844	18	24	7/.0152	0.030	0.76	0.100	2.54	1.632	41.45	1133	1685
781866	18	36	7/.0152	0.030	0.76	0.100	2.54	1.869	47.47	1586	2360
781622	16	2	7/.0192	0.030	0.76	0.060	1.52	0.656	16.66	156	232
781624	16	4	7/.0192	0.030	0.76	0.080	2.92	2.071	52.60	291	433
781628	16	8	7/.0192	0.030	0.76	0.080	2.03	1.028	26.11	545	811
781632	16	12	7/.0192	0.030	0.76	0.095	2.41	1.271	32.28	735	1094
781636	16	16	7/.0192	0.030	0.76	0.100	2.54	1.452	36.88	973	1448
781644	16	24	7/.0192	0.030	0.76	0.115	2.92	1.808	45.92	1516	2256
781666	16	36	7/.0192	0.030	0.76	0.115	2.92	2.071	52.60	2136	3178

Dimensions and weights are nominal and are subject to industry tolerances unless otherwise noted.

See page 94 for Ordering and Color Code information.



Coleman Cable Inc.
800.323.9355 • www.colemancable.com

Royal® 600V XLPE/PVC Triads, STOS Type TC-ER

-40°C to 90°C Instrumentation Cable

TRAY CABLES



- CONDUCTORS:** • 18 AWG - 14 AWG Class B stranded bare copper per ASTM B-33 and B-8
- INSULATION:** • Flame-retardant Cross-linked polyethylene (XLPE)
• Black/White/Red; Alpha/numeric print
- CABLE SHIELD:** • Individual and overall 100% coverage, aluminum polyester foil shield
- JACKET:** • Black sunlight and moisture resistant, flame-retardant Polyvinyl Chloride (PVC)
- LEGEND:** • CCI ROYAL XX AWG X SHIELDED TRIADS TYPE TC-ER E# (UL) 600V 90C DRY/90C WET SUNLIGHT RESISTANT OIL RES I DIRECT BURIAL
• 16 AWG and larger are Direct Burial
- FEATURES:** • Rated 90°C wet or dry
• Sunlight and weather resistant
• Superior low temperature cold bend characteristics
• Excellent abrasion and chemical resistance
• Flame resistant jacket burns to ash and limited thermoplastic drip
- APPLICATIONS:** • Approved for Class 1 Division 2 hazardous location per NEC Article 501 (TC)
• Designed for use in conduit, cable tray, or direct burial
• Developed for use in industrial and utility applications where reliability and performance are paramount
• NEC Article 336 applications
- OPTIONS:** • Tinned copper
• Flexible stranding
• FT4/IEEE 1202
• ICEA E-1 or Method 4 Color Code
- INDUSTRY APPROVALS:** • UL 1277 • UL 1581
• UL1685 • IEEE 383 flame test (70,000 btu)
• ICEA S-73-532 • ICEA S-95-658 (WC70)
• EPA 40 CFR, Part 261, Subpart C, heavy metals per Table 1, TCLP method

Part Number	Gauge	No. Triads	Stranding	Insulation Thickness		Jacket Thickness		Nominal OD		Weight	
				in.	mm.	in.	mm.	in.	mm.	lbs./mft	kg/km
781811	18	1	7/.0152	0.030	0.76	0.045	1.14	0.331	8.41	59	75
781611	16	1	7/.0192	0.030	0.76	0.045	1.14	0.357	9.07	75	94
781411	14	1	7/.0242	0.030	0.76	0.045	1.14	0.387	9.83	98	146

Dimensions and weights are nominal and are subject to industry tolerances unless otherwise noted.

See page 94 for Ordering and Color Code information.



Royal® 600V EPR/CPE PAIRS, POS Type TC-ER

-30°C to 90°C Instrumentation Cable

TRAY CABLES



- CONDUCTORS:** • 18 AWG - 14 AWG Class B stranded tinned copper per ASTM B-33 and B-8
- INSULATION:** • Flame-retardant Ethylene Propylene Rubber (EPR)
• Black/White; Alpha/numeric print; Alternate & Inverted
- CABLE SHIELD:** • Overall 100% coverage, aluminum/polyester foil shield
- JACKET:** • Black sunlight and moisture resistant, flame-retardant Thermoplastic Chlorinated Polyethylene (CPE)
- LEGEND:** • CCI ROYAL XX AWG XX SHIELDED PAIRS EPR/CPE TYPE TC-ER E79496 (UL) 600V 90C DRY/90C WET OIL RES I SUNLIGHT RESISTANT DIRECT BURIAL FT4/IEEE 1202 --- SEQUENTIAL MARKING
• 16 AWG and larger are Direct Burial
- FEATURES:** • Rated 90°C wet or dry
• Sunlight and weather resistant
• Superior low temperature cold bend characteristics
• Excellent abrasion and chemical resistance
• Flame resistant jacket burns to ash and limited thermoplastic drip
- APPLICATIONS:** • Approved for Class 1 Division 2 hazardous location per NEC Article 501 (TC)
• Designed for use in conduit, cable tray, or direct burial
• Developed for use in industrial and utility applications where reliability and performance are paramount
• NEC Article 336 applications
- OPTIONS:** • Bare copper • Thermoset CPE Jacket
• FT4/IEEE 1202 • ICEA E-1 or Method 4 Color Code
- INDUSTRY APPROVALS:** • UL Standard 1277 Type TC-ER • NEC Article 336
• Passes UL1685 Flame Test • IEEE 383 flame test (70,000 btu)
• Passes FT4/IEEE 1202 Flame Test • ICEA S-73-532
• ICEA S-95-658 (WC70)
• EPA 40 CFR, Part 261, Subpart C, heavy metals per Table 1, TCLP method

Part Number	Gauge	No. Pairs	Stranding	Insulation Thickness		Jacket Thickness		Nominal OD		Weight	
				in.	mm.	in.	mm.	in.	mm.	lbs./mft	kg/km
791831*	18	1	7/0.0152	0.030	0.76	0.045	1.14	0.310	7.87	68	101
791832	18	2	7/0.0152	0.030	0.76	0.045	1.14	0.483	12.27	83	124
791834	18	4	7/0.0152	0.030	0.76	0.060	1.52	0.590	14.99	146	217
791838	18	8	7/0.0152	0.030	0.76	0.060	1.52	0.744	18.90	244	363
791842	18	12	7/0.0152	0.030	0.76	0.060	1.52	0.916	23.27	372	554
791854	18	24	7/0.0152	0.030	0.76	0.080	2.03	1.239	31.47	685	1019
791856	18	36	7/0.0152	0.030	0.76	0.080	2.03	1.424	36.17	977	1454
791631*	18	1	7/0.0152	0.030	0.76	0.045	1.14	0.332	8.43	58	86
791632	16	2	7/0.0192	0.030	0.76	0.060	1.52	0.559	14.20	119	177
791634	16	4	7/0.0192	0.030	0.76	0.060	1.52	0.645	16.38	185	275
791638	16	8	7/0.0192	0.030	0.76	0.080	2.03	0.857	21.77	347	516
791642	16	12	7/0.0192	0.030	0.76	0.080	2.03	1.004	25.50	479	713
791656	16	16	7/0.0192	0.030	0.76	0.080	2.03	1.153	29.29	636	946
791654	16	24	7/0.0192	0.030	0.76	0.080	2.03	1.403	35.64	944	1405
791676	16	36	7/0.0192	0.030	0.76	0.080	2.03	1.587	40.31	1311	1951
791432	14	2	7/0.0242	0.030	0.76	0.045	1.14	0.585	14.86	136	202

Dimensions and weights are nominal and are subject to industry tolerances unless otherwise noted.

* 1 Pair is not -ER
See page 94 for Ordering and Color Code information.



Coleman Cable Inc.

800.323.9355 • www.colemancable.com

Royal® 600V EPR/CPE PAIRS, SPOS Type TC-ER

-30°C to 90°C Instrumentation Cable

TRAY CABLES



- CONDUCTORS:** • 18 AWG - 16 AWG Class B stranded tinned copper per ASTM B-33 and B-8
- INSULATION:** • Flame-retardant Ethylene Propylene Rubber (EPR)
• Black/White; Alpha/numeric print; Alternate & Inverted
- CABLE SHIELD:** • Individual and overall 100% coverage, aluminum/polyester foil shield
- JACKET:** • Black sunlight and moisture resistant, flame-retardant Thermoplastic Chlorinated Polyethylene (CPE)
- LEGEND:** • CCI ROYAL XX AWG XX SHIELDED PAIRS EPR/CPE TYPE TC-ER E79496 (UL) 600V 90C DRY/90C WET OIL RES I SUNLIGHT RESISTANT DIRECT BURIAL FT4/IEEE 1202 --- SEQUENTIAL MARKING
• 16 AWG and larger are Direct Burial
- FEATURES:** • Rated 90°C wet or dry
• Sunlight and weather resistant
• Superior low temperature cold bend characteristics
• Excellent abrasion and chemical resistance
• Flame resistant jacket burns to ash and limited thermoplastic drip
- APPLICATIONS:** • Approved for Class 1 Division 2 hazardous location per NEC Article 501 (TC)
• Designed for use in conduit, cable tray, or direct burial
• Developed for use in industrial and utility applications where reliability and performance are paramount
• NEC Article 336 applications

- OPTIONS:** • Bare copper • Thermoset CPE Jacket
• FT4/IEEE 1202 • ICEA E-1 or Method 4 Color Code

- INDUSTRY APPROVALS:** • UL Standard 1277 Type TC-ER • NEC Article 336
• Passes UL1685 Flame Test • IEEE 383 flame test (70,000 btu)
• Passes FT4/IEEE 1202 Flame Test • ICEA S-73-532
• ICEA S-95-658 (WC70)
• EPA 40 CFR, Part 261, Subpart C, heavy metals per Table 1, TCLP method

Part Number	Gauge	No. Pairs	Stranding	Insulation Thickness		Jacket Thickness		Nominal OD		Weight	
				in.	mm.	in.	mm.	in.	mm.	lbs./mft	kg/km
791882	18	2	7/0.0152	0.030	0.76	0.045	1.14	0.487	12.37	93	138
791884	18	4	7/0.0152	0.030	0.76	0.045	1.14	0.590	14.99	164	244
791888	18	8	7/0.0152	0.030	0.76	0.060	1.52	0.744	18.90	279	415
791877	18	12	7/0.0152	0.030	0.76	0.080	2.03	0.916	23.27	424	631
791894	18	24	7/0.0152	0.030	0.76	0.080	2.03	1.239	31.47	790	1176
791896	18	36	7/0.0152	0.030	0.76	0.080	2.03	1.424	36.17	1135	1689
791682	16	2	7/0.0192	0.030	0.76	0.060	1.52	0.559	14.20	132	196
791684	16	4	7/0.0192	0.030	0.76	0.060	1.52	0.645	16.38	211	314
791688	16	8	7/0.0192	0.030	0.76	0.080	2.03	0.817	20.75	366	545
791677	16	12	7/0.0192	0.030	0.76	0.080	2.03	1.004	25.50	554	824
791694	16	24	7/0.0192	0.030	0.76	0.080	2.03	1.383	35.13	1068	1589
791696	16	36	7/0.0192	0.030	0.76	0.080	2.03	1.593	40.46	1545	2299

Dimensions and weights are nominal and are subject to industry tolerances unless otherwise noted.

See page 94 for Ordering and Color Code information.



Coleman Cable Inc.

800.323.9355 • www.colemancable.com

Royal® 600V EPR/CPE Triads, TOS Type TC-ER

-40°C to 90°C Instrumentation Cable

TRAY CABLES



- CONDUCTORS:** • 18 AWG - 16 AWG Class B stranded tinned copper per ASTM B-33 and B-8
- INSULATION:** • Flame-retardant Ethylene Propylene rubber (EPR)
• Black/White/Red; Alpha/numeric print
- CABLE SHIELD:** • 100% coverage, aluminum polyester foil shield
- JACKET:** • Black sunlight and moisture resistant, flame-retardant thermoplastic chlorinated polyethylene (CPE)
- LEGEND:** • CCI ROYAL XX AWG X TRIADS TYPE TC-ER E# (UL) 600V 90C DRY/90C WET OIL RES I SUNLIGHT RESISTANT DIRECT BURIAL
• 16 AWG and larger are Direct Burial
- FEATURES:** • Rated 90°C wet or dry
• Sunlight and weather resistant
• Superior low temperature cold bend characteristics
• Excellent abrasion and chemical resistance
• Flame resistant jacket burns to ash and limited thermoplastic drip
- APPLICATIONS:** • Approved for Class 1 Division 2 hazardous location per NEC Article 501 (TC)
• Designed for use in conduit, cable tray, or direct burial
• Developed for use in industrial and utility applications where reliability and performance are paramount
• NEC Article 336 applications
- OPTIONS:** • Bare copper
• Thermoset CPE Jacket
• FT4/IEEE 1202
• ICEA E-1 or Method 4 Color Code
- INDUSTRY APPROVALS:** • UL 1277 Type TC • UL 1581
• UL1685 • IEEE 383 flame test (70,000 btu)
• ICEA S-73-532 • ICEA S-95-658 (WC70)
• EPA 40 CFR, Part 261, Subpart C, heavy metals per Table 1, TCLP method

Part Number	Gauge	No. Triads	Stranding	Insulation Thickness		Jacket Thickness		Nominal OD		Weight	
				in.	mm.	in.	mm.	in.	mm.	lbs./mft	kg/km
791822	18	2	7/.0152	0.030	0.76	0.060	1.52	0.604	15.34	138	206
791823	18	4	7/.0152	0.030	0.76	0.060	1.52	0.703	17.86	228	339
791824	18	8	7/.0152	0.030	0.76	0.080	2.67	1.869	47.47	388	577
791825	18	12	7/.0152	0.030	0.76	0.080	2.03	1.142	29.01	596	887
791826	18	16	7/.0152	0.030	0.76	0.100	2.54	1.330	33.78	807	1200
791827	18	24	7/.0152	0.030	0.76	0.100	2.54	1.632	41.45	1133	1685
791828	18	36	7/.0152	0.030	0.76	0.100	2.54	1.869	47.47	1586	2360
791622	16	2	7/.0192	0.030	0.76	0.060	1.52	0.656	16.66	156	232
791623	16	4	7/.0192	0.030	0.76	0.080	2.92	2.071	52.60	291	433
791624	16	8	7/.0192	0.030	0.76	0.080	2.03	1.028	26.11	545	811
791629	16	12	7/.0192	0.030	0.76	0.095	2.41	1.271	32.28	735	1094
791626	16	16	7/.0192	0.030	0.76	0.100	2.54	1.452	36.88	973	1448
791627	16	24	7/.0192	0.030	0.76	0.115	2.92	1.808	45.92	1516	2256
791628	16	36	7/.0192	0.030	0.76	0.115	2.92	2.071	52.60	2136	3178

Dimensions and weights are nominal and are subject to industry tolerances unless otherwise noted.

See page 94 for Ordering and Color Code information.



Coleman Cable Inc.
800.323.9355 • www.colemancable.com

Royal® 600V EPR/CPE Triads, STOS Type TC-ER

-30°C to 90°C Instrumentation Cable

TRAY CABLES



- CONDUCTORS:** • 18 AWG - 14 AWG Class B stranded tinned copper per ASTM B-33 and B-8
- INSULATION:** • Flame-retardant Ethylene Propylene Rubber (EPR)
• Black/White/Red; Alpha/numeric print; Alternate & Inverted
- CABLE SHIELD:** • Individual and overall 100% coverage, aluminum/polyester foil shield
- JACKET:** • Black sunlight and moisture resistant, flame-retardant thermoplastic Chlorinated Polyethylene (CPE)
- LEGEND:** • CCI ROYAL XX AWG XX SHIELDED TRIADS EPR/CPE TYPE TC-ER E79496 (UL) 600V 90C DRY/90C WET OIL RES I SUNLIGHT RESISTANT DIRECT BURIAL FT4/IEEE 1202 --- SEQUENTIAL MARKING
• 16 AWG and larger are Direct Burial
- FEATURES:** • Rated 90°C wet or dry
• Sunlight and weather resistant
• Superior low temperature cold bend characteristics
• Excellent abrasion and chemical resistance
• Flame resistant jacket burns to ash and limited thermoplastic drip
- APPLICATIONS:** • Approved for Class 1 Division 2 hazardous location per NEC Article 501 (TC)
• Designed for use in conduit, cable tray, or direct burial
• Developed for use in industrial and utility applications where reliability and performance are paramount
• NEC Article 336 applications

- OPTIONS:** • Bare copper • Thermoset CPE Jacket
• FT4/IEEE 1202 • ICEA E-1 or Method 4 Color Code

- INDUSTRY APPROVALS:** • UL Standard 1277 Type TC-ER • NEC Article 336
• Passes UL1685 Flame Test • IEEE 383 flame test (70,000 btu)
• Passes FT4/IEEE 1202 Flame Test • ICEA S-73-532
• ICEA S-95-658 (WC70)
• EPA 40 CFR, Part 261, Subpart C, heavy metals per Table 1, TCLP method

Part Number	Gauge	No. Triads	Stranding	Insulation Thickness		Jacket Thickness		Nominal OD		Weight	
				in.	mm.	in.	mm.	in.	mm.	lbs./mft	kg/km
791820	18	1	7/0.0152	0.030	0.76	0.045	1.14	0.336	8.53	49	73
791620	16	1	7/0.0192	0.030	0.76	0.045	1.14	0.364	9.25	61	91
791420	14	1	7/0.0242	0.030	0.76	0.045	1.14	0.398	10.11	79	118

Dimensions and weights are nominal and are subject to industry tolerances unless otherwise noted.

See page 94 for Ordering and Color Code information.



Royal® 600V EPR/LSZH Pairs, POS Type TC-ER

-40°C to 90°C Instrumentation Cable

TRAY CABLES



- CONDUCTORS:** • 18 AWG - 14 AWG Class B stranded tinned copper per ASTM B-33 and B-8
- INSULATION:** • Flame-retardant Ethylene Propylene rubber (EPR)
• Black/White; Alpha/numeric print
- CABLE SHIELD:** • Overall 100% coverage, aluminum polyester foil shield
- JACKET:** • Black sunlight and moisture resistant, flame-retardant low-smoke, zero-halogen sheath
- LEGEND:** • CCI ROYAL XX AWG X PAIRS TYPE TC LS-ER E# (UL) 600V 90C DRY/90C WET OIL RES I SUNLIGHT RESISTANT DIRECT BURIAL
• 16 AWG and larger are Direct Burial
- FEATURES:** • Rated 90°C wet or dry
• Sunlight and weather resistant
• Superior low temperature cold bend characteristics
• Excellent abrasion and chemical resistance
• Flame resistant jacket burns to ash and limited thermoplastic drip
- APPLICATIONS:** • Approved for Class 1 Division 2 hazardous location per NEC Article 501 (TC)
• Designed for use in conduit, cable tray, or direct burial
• Developed for use in industrial and utility applications where reliability and performance are paramount
• NEC Article 336 applications
- OPTIONS:** • Bare copper
• Flexible stranding
• FT4/IEEE 1202
• ICEA E-1 or Method 4 Color Code
- INDUSTRY APPROVALS:** • UL 1277 Type TC-ER/LS • UL 1581
• UL1685 • IEEE 383 flame test (70,000 btu)
• ICEA S-73-532 • ICEA S-95-658 (WC70)
• EPA 40 CFR, Part 261, Subpart C, heavy metals per Table 1, TCLP method

Part Number	Gauge	No. Pairs	Stranding	Insulation Thickness		Jacket Thickness		Nominal OD		Weight	
				in.	mm.	in.	mm.	in.	mm.	lbs./mft	kg/km
751861	18	1	7/.0152	0.030	0.76	0.045	1.14	0.314	7.98	45	67
751862	18	2	7/.0152	0.030	0.76	0.045	1.14	0.476	12.09	89	132
751864	18	4	7/.0152	0.030	0.76	0.045	1.14	0.582	14.78	156	232
751868	18	8	7/.0152	0.030	0.76	0.060	1.52	0.733	18.61	255	380
751872	18	12	7/.0152	0.030	0.76	0.060	1.52	0.962	22.91	383	570
751884	18	24	7/.0152	0.030	0.76	0.080	2.03	1.198	30.43	665	990
751896	18	36	7/.0152	0.030	0.76	0.080	2.03	1.360	34.54	909	1353
751661	16	1	7/.0192	0.030	0.76	0.045	1.14	0.338	8.59	56	83
751662	16	2	7/.0192	0.030	0.76	0.045	1.14	0.548	13.92	184	274
751664	16	4	7/.0192	0.030	0.76	0.060	1.52	0.632	16.05	218	324
751668	16	8	7/.0192	0.030	0.76	0.060	1.52	0.800	20.32	328	488
751672	16	12	7/.0192	0.030	0.76	0.080	2.03	0.988	25.10	446	738
751676	16	16	7/.0192	0.030	0.76	0.080	2.03	1.108	28.14	625	930
751684	16	24	7/.0192	0.030	0.76	0.080	2.03	1.312	33.32	869	1297
751696	16	36	7/.0192	0.030	0.76	0.080	2.03	1.530	38.86	1258	1872
751462	14	2	7/.0242	0.030	0.76	0.045	1.14	0.366	9.30	73	108

Dimensions and weights are nominal and are subject to industry tolerances unless otherwise noted.

See page 94 for Ordering and Color Code information.



Coleman Cable Inc.
800.323.9355 • www.colemancable.com

Royal® 600V EPR/LSZH Pairs, SPOS Type TC-ER

-40°C to 90°C Instrumentation Cable

TRAY CABLES



- CONDUCTORS:** • 18 AWG - 16 AWG Class B stranded tinned copper per ASTM B-33 and B-8
- INSULATION:** • Flame-retardant Ethylene Propylene rubber (EPR)
• Black/White; Alpha/numeric print
- CABLE SHIELD:** • Individual and overall 100% coverage, aluminum polyester foil shield
- JACKET:** • Black sunlight and moisture resistant, flame-retardant low-smoke, zero-halogen sheath
- LEGEND:** • CCI ROYAL XX AWG X SHIELDED PAIRS TYPE TC-LS-ER E# (UL) 600V 90C DRY/90C WET OIL RES I SUNLIGHT RESISTANT DIRECT BURIAL
• 16 AWG and larger are Direct Burial
- FEATURES:** • Rated 90°C wet or dry
• Sunlight and weather resistant
• Superior low temperature cold bend characteristics
• Excellent abrasion and chemical resistance
• Flame resistant jacket burns to ash and limited thermoplastic drip
- APPLICATIONS:** • Approved for Class 1 Division 2 hazardous location per NEC Article 501 (TC)
• Designed for use in conduit, cable tray, or direct burial
• Developed for use in industrial and utility applications where reliability and performance are paramount
• NEC Article 336 applications
- OPTIONS:** • Bare copper
• Flexible stranding
• FT4/IEEE 1202
• ICEA E-1 or Method 4 Color Code

- INDUSTRY APPROVALS:** • UL 1277 Type TC-ER/LS • UL 1581
• UL1685 • IEEE 383 flame test (70,000 btu)
• ICEA S-73-532 • ICEA S-95-658 (WC70)
• EPA 40 CFR, Part 261, Subpart C, heavy metals per Table 1, TCLP method

Part Number	Gauge	No. Pairs	Stranding	Insulation Thickness		Jacket Thickness		Nominal OD		Weight	
				in.	mm.	in.	mm.	in.	mm.	lbs./mft	kg/km
751832	18	2	7/0152	0.030	0.76	0.047	1.19	0.490	12.44	98	146
751834	18	4	7/0152	0.030	0.76	0.047	1.19	0.598	15.18	176	262
751838	18	8	7/0152	0.030	0.76	0.062	1.57	0.755	19.17	290	432
751842	18	12	7/0152	0.030	0.76	0.062	1.57	0.930	23.62	438	652
751844	18	24	7/0152	0.030	0.76	0.082	2.08	1.254	31.85	796	1185
751846	18	36	7/0152	0.030	0.76	0.082	2.08	1.442	36.62	988	1470
751632	16	2	7/0192	0.030	0.76	0.047	1.19	0.562	14.27	140	208
751634	16	4	7/0192	0.030	0.76	0.062	1.57	0.674	17.12	227	338
751638	16	8	7/0192	0.030	0.76	0.062	1.57	0.800	20.32	375	558
751642	16	12	7/0192	0.030	0.76	0.084	2.13	1.015	25.78	574	854
751644	16	24	7/0192	0.030	0.76	0.084	2.13	1.368	34.74	1044	1554
751646	16	36	7/0192	0.030	0.76	0.084	2.13	1.574	39.98	1477	2198

Dimensions and weights are nominal and are subject to industry tolerances unless otherwise noted.

See page 94 for Ordering and Color Code information.



Coleman Cable Inc.
800.323.9355 • www.colemancable.com

Royal® 600V TFFN/THHN/THWN/PVC Type TC-ER

-25°C to 90°C Control Cable

TRAY CABLES



CONDUCTOR: • 18 AWG - 10 AWG Class B stranded bare copper per ASTM B-3 and B-8

INSULATION: • Premium grade Polyvinyl Chloride (PVC) plus nylon
• ICEA Method 1, Table E-2

JACKET: • Black sunlight and moisture resistant Polyvinyl Chloride (PVC)

LEGEND: • CCI ROYAL XX AWG X/C PVCN/PVC TYPE TC-ER TFFN E79496 (UL) 600V 90C DRY OIL RES I SUNLIGHT RESISTANT DIRECT BURIAL --- SEQUENTIAL MARKING
• CCI ROYAL XX AWG X/C PVCN/PVC TYPE TC-ER THHN/THWN E79496 (UL) 600V 90C DRY/75C WET OIL RES I SUNLIGHT RESISTANT DIRECT BURIAL --- SEQUENTIAL MARKING
• 16 AWG and larger are Direct Burial

FEATURES: • Sunlight and weather resistant
• Excellent abrasion and chemical resistance

APPLICATIONS: • Class 1 Division 2 hazardous locations per NEC Article 501 (TC)
• Passes IEEE 383 flame test
• Installed in cable trays, raceways, conduit, aerial* and direct buried
• NEC Article 336 applications

OPTIONS: • Tinned copper • FT4/IEEE1202
• Composite Constructions • Shielding
• ICEA E-1 or Method 4 Color Code

INDUSTRY APPROVALS: • UL Standard 1277 Type TC-ER
• UL Standard 66 Type TFFN (16 AWG & 18 AWG)
• UL Standard 83 Type THHN/THWN (14 AWG)
• NEC Article 336
• EPA 40 CFR, Part 261, Subpart C, heavy metals per Table 1, TCLP method

Part Number	Gauge	No. Cond.	Stranding	Insulation Thickness		Nylon Thickness		Jacket Thickness		Nominal OD		Weight	
				in.	mm.	in.	mm.	in.	mm.	in.	mm.	lbs./mft	kg/km
770501**	18	2 Flat	7/0.0152	0.015	0.38	0.004	0.10	0.045	1.14	0.181 x 0.268	4.60 x 6.81	33	49
770504**	18	2	7/0.0152	0.015	0.38	0.004	0.10	0.045	1.14	0.268	6.81	36	54
770503	18	3	7/0.0152	0.015	0.38	0.004	0.10	0.045	1.14	0.281	7.14	45	67
771302	18	4	7/0.0152	0.015	0.38	0.004	0.10	0.045	1.14	0.304	7.72	55	82
770505	18	5	7/0.0152	0.015	0.38	0.004	0.10	0.045	1.14	0.328	8.33	65	97
770507	18	7	7/0.0152	0.015	0.38	0.004	0.10	0.045	1.14	0.354	8.99	84	125
770509	18	9	7/0.0152	0.015	0.38	0.004	0.10	0.045	1.14	0.408	10.36	105	156
770512	18	12	7/0.0152	0.015	0.38	0.004	0.10	0.045	1.14	0.454	11.53	133	198
770515	18	15	7/0.0152	0.015	0.38	0.004	0.10	0.045	1.14	0.532	13.51	176	262
770519	18	19	7/0.0152	0.015	0.38	0.004	0.10	0.060	1.52	0.558	14.17	211	314

Dimensions and weights are nominal and are subject to industry tolerances unless otherwise noted.

* When supported with a messenger.

** Not -ER

See page 94 for Ordering and Color Code information.



Coleman Cable Inc.

800.323.9355 • www.colemancable.com

Royal® 600V THHN/PVC Type TC-ER

-25°C to 90°C Control Cable

Part Number	Gauge	No. Cond.	Stranding	Insulation Thickness		Nylon Thickness		Jacket Thickness		Nominal OD		Weight	
				in.	mm.	in.	mm.	in.	mm.	in.	mm.	lbs./mft	kg/km
770441**	16	2 Flat	7/0.0192	0.015	0.38	0.004	0.10	0.060	1.52	0.193 x 0.292	4.90 x 7.42	42	63
770402**	16	2	7/0.0192	0.015	0.38	0.004	0.10	0.045	1.14	0.292	7.42	45	67
771603	16	3	7/0.0192	0.015	0.38	0.004	0.10	0.045	1.14	0.308	7.82	55	82
771503	16	4	7/0.0192	0.015	0.38	0.004	0.10	0.045	1.14	0.334	8.48	71	106
770454	16	5	7/0.0192	0.015	0.38	0.004	0.10	0.045	1.14	0.361	9.17	85	126
770407	16	7	7/0.0192	0.015	0.38	0.004	0.10	0.045	1.14	0.391	9.93	112	167
770452	16	9	7/0.0192	0.015	0.38	0.004	0.10	0.045	1.14	0.452	11.48	140	208
770412	16	12	7/0.0192	0.015	0.38	0.004	0.10	0.060	1.52	0.535	13.59	188	280
771615	16	15	7/0.0192	0.015	0.38	0.004	0.10	0.060	1.52	0.589	14.96	235	350
771619	16	19	7/0.0192	0.015	0.38	0.004	0.10	0.060	1.52	0.619	15.72	284	423
770425	16	25	7/0.0192	0.015	0.38	0.004	0.10	0.060	1.52	0.718	18.24	365	543
770430	16	30	7/0.0192	0.015	0.38	0.004	0.10	0.080	2.03	0.759	19.28	425	632
770437	16	37	7/0.0192	0.015	0.38	0.004	0.10	0.080	2.03	0.857	21.77	545	811
770348**	14	2 Flat	7/0.0242	0.015	0.38	0.004	0.10	0.045	1.14	0.206 x 0.318	5.54 x 8.08	55	82
770302**	14	2	7/0.0242	0.015	0.38	0.004	0.10	0.045	1.14	0.319	8.10	59	88
771482	14	2 W/GND	7/0.0242	0.015	0.38	0.004	0.10	0.045	1.14	0.319	8.10	72	107
771483	14	3 W/GND	7/0.0242	0.015	0.38	0.004	0.10	0.045	1.14	0.353	8.97	90	134
771403	14	3	7/0.0242	0.015	0.38	0.004	0.10	0.045	1.14	0.337	1.143	77	115
771404	14	4	7/0.0242	0.015	0.38	0.004	0.10	0.045	1.14	0.366	9.30	97	144
771105	14	5	7/0.0242	0.015	0.38	0.004	0.10	0.045	1.14	0.397	10.08	116	173
771107	14	7	7/0.0242	0.015	0.38	0.004	0.10	0.045	1.14	0.431	10.95	155	231
770309	14	9	7/0.0242	0.015	0.38	0.004	0.10	0.060	1.52	0.531	13.49	211	314
770312	14	12	7/0.0242	0.015	0.38	0.004	0.10	0.080	2.03	0.590	14.99	270	402
770315	14	15	7/0.0242	0.015	0.38	0.004	0.10	0.080	2.03	0.652	16.56	328	488
770319	14	19	7/0.0242	0.015	0.38	0.004	0.10	0.080	2.03	0.686	17.42	401	597
770325	14	25	7/0.0242	0.015	0.38	0.004	0.10	0.080	2.03	0.838	21.29	549	817
770330	14	30	7/0.0242	0.015	0.38	0.004	0.10	0.080	2.03	0.884	22.45	642	955
770337	14	37	7/0.0242	0.015	0.38	0.004	0.10	0.080	2.03	0.951	24.16	773	1150
770201**	12	2 Flat	7/0.0305	0.015	0.38	0.004	0.10	0.045	1.14	0.228 x 0.363	5.79 x 9.22	76	113
770207**	12	2	7/0.0305	0.015	0.38	0.004	0.10	0.045	1.14	0.362	9.19	80	119
771203	12	3	7/0.0305	0.015	0.38	0.004	0.10	0.045	1.14	0.383	9.73	108	161
771213	12	3 W/GND	7/0.0305	0.015	0.38	0.004	0.10	0.045	1.14	0.414	10.52	128	190
771204	12	4	7/0.0305	0.015	0.38	0.004	0.10	0.045	1.14	0.418	10.62	137	204
771205	12	5	7/0.0305	0.015	0.38	0.004	0.10	0.045	1.14	0.456	11.58	166	247
770287	12	7	7/0.0305	0.015	0.38	0.004	0.10	0.045	1.14	0.496	12.60	224	333
770209	12	9	7/0.0305	0.015	0.38	0.004	0.10	0.060	1.52	0.609	15.47	301	448
770212	12	12	7/0.0305	0.015	0.38	0.004	0.10	0.060	1.52	0.680	17.27	388	577
770215	12	15	7/0.0305	0.015	0.38	0.004	0.10	0.060	1.52	0.754	19.15	475	707
770219	12	19	7/0.0305	0.015	0.38	0.004	0.10	0.080	2.03	0.834	21.18	619	921
770230	12	30	7/0.0305	0.015	0.38	0.004	0.10	0.080	2.03	1.023	25.98	937	1394
771237	12	37	7/0.0305	0.015	0.38	0.004	0.10	0.080	2.03	1.102	27.99	1133	1686
770101**	10	2 Flat	7/0.0385	0.015	0.38	0.004	0.10	0.045	1.14	0.262 x 0.430	6.65 x 10.92	109	162
771002**	10	2	7/0.0385	0.020	0.51	0.004	0.10	0.045	1.14	0.430	10.92	115	171
771003	10	3	7/0.0385	0.020	0.51	0.004	0.10	0.045	1.14	0.457	11.61	157	234
771004	10	4	7/0.0385	0.020	0.51	0.004	0.10	0.045	1.14	0.501	12.73	202	301
770105	10	5	7/0.0385	0.020	0.51	0.004	0.10	0.060	1.52	0.578	14.68	261	388
770107	10	7	7/0.0385	0.020	0.51	0.004	0.10	0.060	1.52	0.628	15.95	352	524
770109	10	9	7/0.0385	0.020	0.51	0.004	0.10	0.060	1.52	0.732	18.59	445	662
770112	10	12	7/0.0385	0.020	0.51	0.004	0.10	0.080	2.03	0.861	21.87	610	908

Dimensions and weights are nominal and are subject to industry tolerances unless otherwise noted.

** Not -ER

See page 94 for Ordering and Color Code information.



Coleman Cable Inc.

800.323.9355 • www.colemancable.com

Royal® 600V THHN/PVC, Shielded, Type TC-ER

-25°C to 90°C Control Cable

TRAY CABLES



CONDUCTOR: • 18 AWG - 16 AWG Class B stranded bare copper per ASTM B-3 and B-8

INSULATION: • Premium grade 105°C PVC plus nylon
• ICEA Method 1, Table E-2

CABLE SHIELD: • Overall 100% coverage, aluminum polyester foil shield

JACKET: • Black sunlight and moisture resistant Polyvinyl Chloride (PVC)

LEGEND: • CCI ROYAL XX AWG X/C SHIELDED TYPE TC-ER THHN/THWN E# (UL) 600V 90C DRY/75C WET OIL RES I SUNLIGHT RESISTANT DIRECT BURIAL
• 16 AWG and larger are Direct Burial

FEATURES: • Sunlight and weather resistant
• Excellent abrasion and chemical resistance

APPLICATIONS: • For process control and instrumentation
• Class 1 Division 2 hazardous locations per NEC Article 501 (TC)
• Passes IEEE 383 flame test
• Installed in cable trays, raceways, conduit, aerial* and direct buried
• NEC Article 336 applications

OPTIONS: • Tinned copper • FT4/IEEE1202
• Composite Constructions • Shielding
• ICEA E-1 or Method 4 Color Code

INDUSTRY APPROVALS: • UL 1277 Type TC-ER • NEC Article 336
• EPA 40 CFR, Part 261, Subpart C, heavy metals per Table 1, TCLP method

Part Number	Gauge	No. Cond.	Stranding	Insulation Thickness		Nylon Thickness		Jacket Thickness		Nominal OD		Weight	
				in.	mm.	in.	mm.	in.	mm.	in.	mm.	lbs./mft	kg/km
771812	18	2	7/.0152	0.015	0.38	0.005	0.13	0.045	1.14	0.274	6.96	40	59
771813	18	3	7/.0152	0.015	0.38	0.005	0.13	0.045	1.14	0.288	7.31	49	73
771814	18	4	7/.0152	0.015	0.38	0.005	0.13	0.045	1.14	0.311	7.89	59	87
771815	18	5	7/.0152	0.015	0.38	0.005	0.13	0.045	1.14	0.336	8.52	69	102
771817	18	7	7/.0152	0.015	0.38	0.005	0.13	0.045	1.14	0.362	9.19	88	130
771819	18	9	7/.0152	0.015	0.38	0.005	0.13	0.045	1.14	0.417	10.58	105	156
771822	18	12	7/.0152	0.015	0.38	0.005	0.13	0.045	1.14	0.465	11.81	133	198
771612	16	2	7/.0192	0.015	0.38	0.005	0.13	0.045	1.14	0.298	7.56	46	68
771613	16	3	7/.0192	0.015	0.38	0.005	0.13	0.045	1.14	0.314	7.97	58	86
771614	16	4	7/.0192	0.015	0.38	0.005	0.13	0.045	1.14	0.340	8.63	72	107
771685	16	5	7/.0192	0.015	0.38	0.005	0.13	0.045	1.14	0.368	9.34	85	127
771617	16	7	7/.0192	0.015	0.38	0.005	0.13	0.045	1.14	0.398	10.10	112	167
771689	16	9	7/.0192	0.015	0.38	0.005	0.13	0.045	1.14	0.462	11.73	141	209
771622	16	12	7/.0192	0.015	0.38	0.005	0.13	0.060	1.52	0.545	13.84	195	290

Dimensions and weights are nominal and are subject to industry tolerances unless otherwise noted.

* When supported with a messenger.
See page 94 for Ordering and Color Code information.



Coleman Cable Inc.
800.323.9355 • www.colemancable.com

Royal® 600V THHN/PVC, Shielded, Type TC-ER

-25°C to 90°C Control Cable



- CONDUCTOR:** • 14 AWG - 10 AWG Class B stranded bare copper per ASTM B-3 and B-8
- INSULATION:** • Premium grade 105°C PVC plus nylon
• ICEA Method 1, Table E-2
- CABLE SHIELD:** • Overall 100% coverage, aluminum polyester foil shield
- JACKET:** • Black sunlight and moisture resistant Polyvinyl Chloride (PVC)
- LEGEND:** • CCI ROYAL XX AWG X/C SHIELDED TYPE TC-ER THHN/THWN E# (UL) 600V 90C DRY/75C WET OIL RES I SUNLIGHT RESISTANT DIRECT BURIAL
- FEATURES:** • Sunlight and weather resistant
• Excellent abrasion and chemical resistance
- APPLICATIONS:** • For process control and instrumentation
• Class 1 Division 2 hazardous locations per NEC Article 501 (TC)
• Passes IEEE 383 flame test
• Installed in cable trays, raceways, conduit, aerial* and direct buried
• NEC Article 336 applications
- OPTIONS:** • Tinned copper • FT4/IEEE1202
• Composite Constructions • Shielding
• ICEA E-1 or Method 4 Color Code
- INDUSTRY APPROVALS:** • UL 1277 Type TC-ER • NEC Article 336
• EPA 40 CFR, Part 261, Subpart C, heavy metals per Table 1, TCLP method

Part Number	Gauge	No. Cond.	Stranding	Insulation Thickness		Nylon Thickness		Jacket Thickness		Nominal OD		Weight	
				in.	mm.	in.	mm.	in.	mm.	in.	mm.	lbs./mft	kg/km
771412	14	2	7/.0242	0.015	0.38	0.005	0.13	0.045	1.14	0.326	8.28	59	88
771413	14	3	7/.0242	0.015	0.38	0.005	0.13	0.045	1.14	0.344	8.74	78	116
771414	14	4	7/.0242	0.015	0.38	0.005	0.13	0.045	1.14	0.374	9.49	97	145
771415	14	5	7/.0242	0.015	0.38	0.005	0.13	0.045	1.14	0.406	10.30	117	174
771417	14	7	7/.0242	0.015	0.38	0.005	0.13	0.045	1.14	0.440	11.17	156	232
771422	14	12	7/.0242	0.015	0.38	0.005	0.13	0.060	1.52	0.603	15.13	270	402
771212	12	2	7/.0305	0.015	0.38	0.005	0.13	0.045	1.14	0.366	9.29	81	120
771283	12	3	7/.0305	0.015	0.38	0.005	0.13	0.045	1.14	0.387	9.84	108	161
771214	12	4	7/.0305	0.015	0.38	0.005	0.13	0.045	1.14	0.422	10.72	137	204
771215	12	5	7/.0305	0.015	0.38	0.005	0.13	0.045	1.14	0.460	11.67	166	247
771217	12	7	7/.0305	0.015	0.38	0.005	0.13	0.060	1.52	0.532	13.51	240	357
771222	12	12	7/.0305	0.015	0.38	0.005	0.13	0.060	1.52	0.686	17.42	389	578
771012	10	2	7/.0385	0.020	0.51	0.005	0.13	0.045	1.14	0.432	10.97	115	171
771093	10	3	7/.0385	0.020	0.51	0.005	0.13	0.045	1.14	0.459	11.65	157	234
771014	10	4	7/.0385	0.020	0.51	0.005	0.13	0.060	1.52	0.534	13.56	216	322
771015	10	5	7/.0385	0.020	0.51	0.005	0.13	0.060	1.52	0.581	14.75	262	389
771017	10	7	7/.0385	0.020	0.51	0.005	0.13	0.060	1.52	0.631	16.02	352	525

Dimensions and weights are nominal and are subject to industry tolerances unless otherwise noted.

* When supported with a messenger.
See page 94 for Ordering and Color Code information.



Royal® 600V THHN/THWN/PVC, Type TC-ER

-30°C to 90°C Power Cable

TRAY CABLES



- CONDUCTORS:** • 8 AWG - 1 AWG Class B stranded bare copper per ASTM B-3 and B-8
- INSULATION:** • Premium grade Polyvinyl Chloride (PVC) plus nylon
• ICEA Method 4--black and printed with conductor number
- GROUND:** • Uninsulated bare copper per ASTM B3 and B8
- JACKET:** • Black sunlight and moisture resistant Polyvinyl Chloride (PVC)
- LEGEND:** • CCI ROYAL XX AWG X/C PVC/PVC TYPE TC-ER THHN/THWN E79496 (UL) 600V 90C DRY/75C WET OIL RES I SUNLIGHT RESISTANT DIRECT BURIAL --- SEQUENTIAL MARKING
- FEATURES:** • Sunlight and weather resistant
• Excellent abrasion and chemical resistance
• Oil resistant I jacket
- APPLICATIONS:** • Class 1 Division 2 hazardous locations per NEC Article 501 (TC)
• Passes IEEE 383 flame test
• Installed in cable trays, raceways, conduit, aerial* and direct buried
• NEC Article 336 applications
- OPTIONS:** • Tinned copper • FT4/IEEE1202
• Composite Constructions • Shielding
• Insulated Ground
- INDUSTRY APPROVALS:** • UL Standard 1277 Type TC-ER • NEC Article 336
• UL Standard 83 Type THHN/THWN • UL 1685 Flame Test
• IEEE 383 flame test (70,000 btu)
• EPA 40 CFR, Part 261, Subpart C, heavy metals per Table 1, TCLP method

Part Number	Gauge	No. Cond.	Stranding	Ground	Insulation Thickness		Nylon Thickness		Jacket Thickness		Nominal OD		Weight	
					in.	mm.	in.	mm.	in.	mm.	in.	mm.	lbs./mft	kg/km
776984	8	3	7/0.0486	1 x 10 AWG	0.03	0.76	0.006	0.15	0.060	1.52	0.624	15.85	292	435
776985	8	4	7/0.0486	1 x 10 AWG	0.03	0.76	0.006	0.15	0.060	1.52	0.682	17.32	364	542
776995	6	3	7/0.0612	1 x 8 AWG	0.03	0.76	0.006	0.15	0.060	1.52	0.726	18.44	424	631
776986	6	4	7/0.0612	1 x 8 AWG	0.03	0.76	0.006	0.15	0.060	1.52	0.784	19.91	532	792
776987	4	3	7/0.0772	1 x 8 AWG	0.04	1.02	0.007	0.18	0.080	2.03	0.857	21.77	648	964
776988	4	4	7/0.0772	1 x 8 AWG	0.04	1.02	0.007	0.18	0.080	2.03	0.925	23.49	817	1216
776989	2	3	7/0.0974	1 x 6 AWG	0.04	1.02	0.007	0.18	0.080	2.03	0.954	24.23	941	1400
776990	2	4	7/0.0974	1 x 6 AWG	0.04	1.02	0.007	0.18	0.080	2.03	1.107	28.12	1228	1827
776903	1	3	19/0.0664	1 x 6 AWG	0.05	1.27	0.007	0.18	0.085	2.16	1.158	29.41	1230	1830
776904	1	4	19/0.0664	1 x 6 AWG	0.05	1.27	0.007	0.18	0.085	2.16	1.294	32.87	1599	2380

Dimensions and weights are nominal and are subject to industry tolerances unless otherwise noted.

* When supported with a messenger.
See page 94 for Ordering and Color Code information.



Coleman Cable Inc.
800.323.9355 • www.colemancable.com

Royal® 600V THHN/THWN/PVC, Type TC-ER

-30°C to 90°C Power Cable

TRAY CABLES

- CONDUCTORS:** • 1/0 AWG - 500 MCM Class B stranded bare copper per ASTM B-3 and B-8
- INSULATION:** • Premium grade Polyvinyl Chloride (PVC) plus nylon
• ICEA Method 4--black and printed with conductor number
- GROUND:** • Uninsulated bare copper per ASTM B3 and B8
- JACKET:** • Black sunlight and moisture resistant Polyvinyl Chloride (PVC)
- LEGEND:** • CCI ROYAL XX AWG X/C PVCN/PVC TYPE TC-ER THHN/THWN E79496 (UL) 600V 90C DRY/75C WET OIL RES I SUNLIGHT RESISTANT DIRECT BURIAL --- SEQUENTIAL MARKING
- FEATURES:** • Sunlight and weather resistant
• Excellent abrasion and chemical resistance
• Oil resistant I jacket
- APPLICATIONS:** • For process control and instrumentation
• Class 1 Division 2 hazardous locations per NEC Article 501 (TC)
• Passes IEEE 383 flame test
• Installed in cable trays, raceways, conduit, aerial* and direct buried
• NEC Article 336 applications
- OPTIONS:** • Tinned copper • FT4/IEEE1202
• Composite Constructions • Shielding
• ICEA E-1 Color Code
- INDUSTRY APPROVALS:** • UL Standard 1277 Type TC-ER • NEC Article 336
• UL Standard 83 Type THHN/THWN • UL 1685 Flame Test
• IEEE 383 flame test (70,000 btu)
• EPA 40 CFR, Part 261, Subpart C, heavy metals per Table 1, TCLP method



Part Number	Gauge	No. Cond.	Stranding	Ground	Insulation Thickness		Nylon Thickness		Jacket Thickness		Nominal OD		Weight	
					in.	mm.	in.	mm.	in.	mm.	in.	mm.	lbs./mft	kg/km
776913	1/0	3	19/0.0745	1 x 6 AWG	0.050	1.27	0.007	0.18	0.085	2.16	1.222	31.04	1446	2152
776914	1/0	4	19/0.0745	1 x 6 AWG	0.050	1.27	0.007	0.18	0.085	2.16	1.367	34.72	1880	2798
776923	2/0	3	19/0.0837	1 x 6 AWG	0.050	1.27	0.007	0.18	0.085	2.16	1.338	33.99	1768	2631
776924	2/0	4	19/0.0837	1 x 6 AWG	0.050	1.27	0.007	0.18	0.085	2.16	1.473	37.41	2275	3386
776933	3/0	3	19/0.0837	1 x 4 AWG	0.050	1.27	0.007	0.18	0.085	2.16	1.446	36.73	2191	3261
776943	4/0	3	19/0.0940	1 x 4 AWG	0.050	1.27	0.007	0.18	0.085	2.16	1.566	39.78	2240	3333
776944	4/0	4	19/0.1055	1 x 4 AWG	0.050	1.27	0.007	0.18	0.085	2.16	1.750	44.45	2909	4329
776953	250 MCM	3	37/0.0822	1 x 4 AWG	0.060	1.52	0.008	0.20	0.120	3.05	1.768	44.91	3145	4680
776963	250 MCM	4	37/0.0822	1 x 4 AWG	0.060	1.52	0.008	0.20	0.120	3.05	1.953	49.61	4068	6054
776964	350 MCM	3	37/0.0974	1 x 3 AWG	0.060	1.52	0.008	0.20	0.120	3.05	2.003	50.88	4236	6304
776973	350 MCM	4	37/0.0974	1 x 3 AWG	0.060	1.52	0.008	0.20	0.120	3.05	2.217	56.31	5499	8183
776974	500 MCM	3	37/0.1162	1 x 2 AWG	0.060	1.52	0.008	0.20	0.120	3.05	2.237	56.82	5800	8631
776983	500 MCM	4	37/0.1162	1 x 2 AWG	0.060	1.52	0.008	0.20	0.120	3.05	2.478	62.94	7562	11253

Dimensions and weights are nominal and are subject to industry tolerances unless otherwise noted.

* When supported with a messenger.
See page 94 for Ordering and Color Code information.



Coleman Cable Inc.
800.323.9355 • www.colemancable.com

Royal® 600V XLPE/PVC, Type TC-ER

-30°C to 90°C Control Cable

TRAY CABLES



- CONDUCTOR:** • 18 AWG - 10 AWG Class B stranded bare copper per ASTM B-3 and B-8
- INSULATION:** • Flame-retardant Cross-Linked Polyethylene (XLPE)
• ICEA Method 1, Table E-2
- JACKET:** • Black sunlight and moisture resistant Polyvinyl Chloride (PVC)
- LEGEND:** • CCI ROYAL XX AWG X/C XLPE/PVC TYPE TC-ER XHHW-2 E79496 (UL) 600V 90C DRY/90C WET OIL RES I SUNLIGHT RESISTANT DIRECT BURIAL --- SEQUENTIAL MARKING
• 16 AWG and larger are Direct Burial
- FEATURES:** • Type XHHW-2 conductors
• Rated 90°C wet or dry
• Sunlight and weather resistant
• Excellent abrasion and chemical resistance
• Oil resistant I jacket
- APPLICATIONS:** • Constructions of 3 or more conductors are permitted by NEC for TC-ER (exposed run)
• Approved for Class 1 Division 2 hazardous locations per NEC Article 501 (TC)
• Designed for use in conduit, cable tray or direct burial
• Applications include control, power lighting and telemetering where a heat and electrically stable insulation is required
• NEC Article 336 applications
- OPTIONS:** • Tinned copper
• Shielding
• Composite Constructions
• FT4/IEEE 1202
• ICEA E-1 or Method 4 Color Code
- INDUSTRY APPROVALS:** • UL Standard 1277 Type TC-ER
• IEEE 383 flame test (70,000 btu)
• ICEA S-95-658 (NEMA WC70)
• EPA 40 CFR, Part 261, Subpart C, heavy metals per Table 1, TCLP method
• UL 44 XHHW-2
• UL 1685 Flame Test
• NEC Article 336

Part Number	Gauge	No. Cond.	Stranding	Insulation Thickness		Jacket Thickness		Nominal OD		Weight	
				in.	mm.	in.	mm.	in.	mm.	lbs./mft	kg/km
781892*	18	2 Flat	7/0.0152	0.030	0.76	0.045	1.14	0.196 x 0.298	4.98 x 7.57	19	28
781802*	18	2	7/0.0152	0.030	0.76	0.045	1.14	0.306	7.77	48	71
781803	18	3	7/0.0152	0.030	0.76	0.045	1.14	0.323	8.20	58	86
781804	18	4	7/0.0152	0.030	0.76	0.045	1.14	0.351	8.92	70	104
781805	18	5	7/0.0152	0.030	0.76	0.045	1.14	0.380	9.65	82	122
781807	18	7	7/0.0152	0.030	0.76	0.045	1.14	0.412	10.46	106	157
781809	18	9	7/0.0152	0.030	0.76	0.045	1.14	0.478	12.14	129	12.1412
781812	18	12	7/0.0152	0.030	0.76	0.060	1.52	0.564	14.33	179	266
781815	18	15	7/0.0152	0.030	0.76	0.060	1.52	0.622	15.80	215	319
781819	18	19	7/0.0152	0.030	0.76	0.060	1.52	0.654	16.61	259	385

Dimensions and weights are nominal and are subject to industry tolerances unless otherwise noted.

* Not -ER
See page 94 for Ordering and Color Code information.



Royal® 600V XLPE/PVC, Type TC-ER

-40°C to 90°C Control Cable

TRAY CABLES

Part Number	Gauge	No. Cond.	Stranding	Insulation Thickness		Jacket Thickness		Nominal OD		Weight	
				in.	mm.	in.	mm.	in.	mm.	lbs./mft	kg/km
781692*	16	2 Flat	7/0.0192	0.030	0.76	0.045	1.14	0.212 x 0.330	5.38 x 8.38	27	40
781602*	16	2	7/0.0192	0.030	0.76	0.045	1.14	0.332	8.43	58	86
781603	16	3	7/0.0192	0.030	0.76	0.045	1.14	0.351	8.92	71	105
781604	16	4	7/0.0192	0.030	0.76	0.045	1.14	0.382	9.70	85	126
781605	16	5	7/0.0192	0.030	0.76	0.045	1.14	0.415	10.54	104	154
781607	16	7	7/0.0192	0.030	0.76	0.045	1.14	0.451	11.46	136	202
781609	16	9	7/0.0192	0.030	0.76	0.060	1.52	0.555	14.10	183	272
781612	16	12	7/0.0192	0.030	0.76	0.060	1.52	0.618	15.70	232	345
781615	16	15	7/0.0192	0.030	0.76	0.060	1.52	0.683	17.35	280	416
781619	16	19	7/0.0192	0.030	0.76	0.060	1.52	0.719	18.26	340	505
781625	16	25	7/0.0192	0.030	0.76	0.080	2.03	0.878	22.30	469	697
781630	16	30	7/0.0192	0.030	0.76	0.080	2.03	0.927	23.55	544	809
781637	16	37	7/0.0192	0.030	0.76	0.080	2.03	0.997	25.32	651	968
781492*	14	2 Flat	7/0.0242	0.030	0.76	0.045	1.14	0.229 x 0.364	5.82 x 9.25	39	58
781442*	14	2	7/0.0242	0.030	0.76	0.045	1.14	0.364	9.25	75	111
781482	14	2 W/GND	7/0.0242	0.030	0.76	0.045	1.14	0.348	8.84	82	122
781483	14	3 W/GND	7/0.0242	0.030	0.76	0.045	1.14	0.380	9.65	104	154
781403	14	3	7/0.0242	0.030	0.76	0.045	1.14	0.386	9.80	94	139
781404	14	4	7/0.0242	0.030	0.76	0.045	1.14	0.421	10.69	116	172
781405	14	5	7/0.0242	0.030	0.76	0.045	1.14	0.459	11.66	139	206
781407	14	7	7/0.0242	0.030	0.76	0.045	1.14	0.499	12.67	183	272
781409	14	9	7/0.0242	0.030	0.76	0.060	1.52	0.613	15.57	245	364
781412	14	12	7/0.0242	0.030	0.76	0.060	1.52	0.688	17.48	316	470
781415	14	15	7/0.0242	0.030	0.76	0.060	1.52	0.759	19.28	382	568
781419	14	19	7/0.0242	0.030	0.76	0.060	1.52	0.799	20.29	465	691
781425	14	25	7/0.0242	0.030	0.76	0.080	2.03	0.974	24.74	637	947
781430	14	30	7/0.0242	0.030	0.76	0.080	2.03	0.989	25.12	707	1052
781437	14	37	7/0.0242	0.030	0.76	0.080	2.03	1.109	28.17	894	1330
781292*	12	2 Flat	7/0.0305	0.030	0.76	0.045	1.14	0.251 x 0.408	6.38 x 10.36	58	86
781202*	12	2	7/0.0305	0.030	0.76	0.045	1.14	0.408	10.36	99	147
781203	12	3	7/0.0305	0.030	0.76	0.045	1.14	0.433	1.143	127	188
781283	12	3 W/GND	7/0.0305	0.030	0.76	0.045	1.14	0.431	10.95	145	215
781204	12	4	7/0.0306	0.030	0.76	0.045	1.14	0.474	12.04	153	228
781205	12	5	7/0.0305	0.030	0.76	0.060	1.52	0.548	13.92	207	308
781207	12	7	7/0.0305	0.030	0.76	0.060	1.52	0.595	15.11	273	406
781209	12	9	7/0.0305	0.030	0.76	0.060	1.52	0.692	17.58	341	506
781212	12	12	7/0.0305	0.030	0.76	0.060	1.52	0.776	19.71	439	653
781215	12	15	7/0.0305	0.030	0.76	0.080	2.03	0.902	22.91	571	849
781925	12	19	7/0.0305	0.030	0.76	0.080	2.03	0.949	24.10	696	1035
781225	12	25	7/0.0305	0.030	0.76	0.080	2.03	1.106	28.09	898	1336
781230	12	30	7/0.0305	0.030	0.76	0.080	2.03	1.170	29.72	1054	1568
781237	12	37	7/0.0305	0.030	0.76	0.080	2.03	1.263	32.08	1274	1895
781092*	10	2 Flat	7/0.0385	0.030	0.76	0.045	1.14	0.272 x 0.450	6.91 x 11.43	258	386
781002*	10	2	7/0.0385	0.030	0.76	0.045	1.14	0.450	11.43	129	191
781003	10	3	7/0.0385	0.030	0.76	0.045	1.14	0.478	12.14	171	254
781004	10	4	7/0.0386	0.030	0.76	0.060	1.52	0.560	14.22	231	344
781005	10	5	7/0.0385	0.030	0.76	0.060	1.52	0.605	15.37	281	418
781007	10	7	7/0.0385	0.030	0.76	0.060	1.52	0.658	16.71	375	558
781009	10	9	7/0.0385	0.030	0.76	0.060	1.52	0.768	19.51	471	700
781012	10	12	7/0.0385	0.030	0.76	0.080	2.03	0.903	22.94	644	958

Dimensions and weights are nominal and are subject to industry tolerances unless otherwise noted.

* Not -ER

See page 94 for Ordering and Color Code information.



Coleman Cable Inc.

800.323.9355 • www.colemancable.com

Royal® 600V XLPE/PVC, Shielded Type TC-ER

-40°C to 90°C Control Cable

TRAY CABLES



CONDUCTOR: • 18 AWG -16 AWG Class B stranded bare copper per ASTM B-3 and B-8

INSULATION: • Flame-retardant Cross-Linked Polyethylene (XLPE)
• ICEA Method 1, Table E-2

CABLE SHIELD: • 100% coverage, aluminum polyester foil shield

JACKET: • Black sunlight and moisture resistant Polyvinyl Chloride (PVC)

LEGEND: • CCI ROYAL XX AWG X/C SHIELDED TYPE TC-ER E#
(UL) 600V 90C DRY/90C WET SUNLIGHT RESISTANT
OIL RES I DIRECT BURIAL
• 16 AWG and larger are Direct Burial

FEATURES: • Type XHHW-2 conductors
• Rated 90°C wet or dry
• Sunlight and weather resistant
• Excellent abrasion and chemical resistance
• Oil resistant I jacket

APPLICATIONS: • Constructions of 3 or more conductors are permitted by NEC for TC-ER (exposed run)
• Approved for Class 1 Division 2 hazardous locations
• Designed for use in conduit, cable tray or direct burial
• Applications include control, power lighting and telemetering where a heat and electrically stable insulation is required

OPTIONS: • Tinned copper • FT4/IEEE 1202
• Composite Constructions

INDUSTRY APPROVALS: • UL 1277 Type TC-ER • UL 44 XHHW-2
• UL 1685 • IEEE 383 flame test (70,000 btu)
• ICEA S-95-658 (NEMA WC70)
• EPA 40 CFR, Part 261, Subpart C,
heavy metals per Table 1, TCLP method

Part Number	Gauge	No. Cond.	Stranding	Insulation Thickness		Jacket Thickness		Nominal OD		Weight	
				in.	mm.	in.	mm.	in.	mm.	lbs./mft	kg/km
781852	18	2	7/0152	0.030	0.76	0.045	1.14	0.314	7.98	53	79
781853	18	3	7/0152	0.030	0.76	0.045	1.14	0.331	8.41	65	96
781854	18	4	7/0152	0.030	0.76	0.045	1.14	0.359	9.13	78	115
781855	18	5	7/0152	0.030	0.76	0.045	1.14	0.390	9.90	91	135
781857	18	7	7/0152	0.030	0.76	0.045	1.14	0.422	10.72	115	172
781859	18	9	7/0152	0.030	0.76	0.045	1.14	0.489	12.42	143	213
781862	18	12	7/0152	0.030	0.76	0.045	1.14	0.546	13.87	199	297
781652	16	2	7/0192	0.030	0.76	0.045	1.14	0.338	8.59	62	92
781653	16	3	7/0192	0.030	0.76	0.045	1.14	0.357	9.07	77	115
781654	16	4	7/0192	0.030	0.76	0.045	1.14	0.388	9.87	94	140
781655	16	5	7/0192	0.030	0.76	0.045	1.14	0.422	10.72	111	165
781657	16	7	7/0192	0.030	0.76	0.045	1.14	0.458	11.63	143	213
781659	16	9	7/0192	0.030	0.76	0.060	1.52	0.562	14.28	196	292
781662	16	12	7/0192	0.030	0.76	0.060	1.52	0.626	15.90	246	366

Dimensions and weights are nominal and are subject to industry tolerances unless otherwise noted.

See page 94 for Ordering and Color Code information.



Coleman Cable Inc.

800.323.9355 • www.colemancable.com

Royal® 600V XLPE/PVC, Shielded Type TC-ER

-40°C to 90°C Control Cable



- CONDUCTOR:** • 14 AWG -10 AWG Class B stranded bare copper per ASTM B-3 and B-8
- INSULATION:** • Flame-retardant Cross-Linked Polyethylene (XLPE)
• ICEA Method 1, Table E-2
- CABLE SHIELD:** • 100% coverage, aluminum polyester foil shield
- JACKET:** • Black sunlight and moisture resistant Polyvinyl Chloride (PVC)
- LEGEND:** • CCI ROYAL XX AWG X/C SHIELDED TYPE TC-ER E#
(UL) 600V 90C DRY/90C WET SUNLIGHT RESISTANT
OIL RES I DIRECT BURIAL
- FEATURES:** • Type XHHW-2 conductors
• Rated 90°C wet or dry
• Sunlight and weather resistant
• Excellent abrasion and chemical resistance
• Oil resistant I jacket
- APPLICATIONS:** • Constructions of 3 or more conductors are permitted by NEC for TC-ER (exposed run)
• Approved for Class 1 Division 2 hazardous locations
• Designed for use in conduit, cable tray or direct burial
• Applications include control, power lighting and telemetering where a heat and electrically stable insulation is required
- OPTIONS:** • Tinned copper • FT4/IEEE 1202
• Composite Constructions
- INDUSTRY APPROVALS:** • UL 1277 Type TC-ER • UL 44 XHHW-2
• UL 1685 • IEEE 383 flame test (70,000 btu)
• ICEA S-95-658 (NEMA WC70)
• EPA 40 CFR, Part 261, Subpart C,
heavy metals per Table 1, TCLP method

Part Number	Gauge	No. Cond.	Stranding	Insulation Thickness		Jacket Thickness		Nominal OD		Weight	
				in.	mm.	in.	mm.	in.	mm.	lbs./mft	kg/km
781452	14	2	7/0.242	0.030	0.76	0.045	1.14	0.366	9.30	77	114
781453	14	3	7/0.242	0.030	0.76	0.045	1.14	0.387	9.84	98	146
781454	14	4	7/0.242	0.030	0.76	0.045	1.14	0.422	10.73	120	179
781455	14	5	7/0.242	0.030	0.76	0.045	1.14	0.460	11.68	143	213
781457	14	7	7/0.242	0.030	0.76	0.045	1.14	0.500	12.70	188	280
781462	14	12	7/0.242	0.030	0.76	0.060	1.52	0.684	17.38	321	477
781252	12	2	7/0.305	0.030	0.76	0.045	1.14	0.406	10.31	100	149
781253	12	3	7/0.305	0.030	0.76	0.045	1.14	0.431	10.94	131	194
781254	12	4	7/0.305	0.030	0.76	0.045	1.14	0.471	11.96	162	242
781255	12	5	7/0.305	0.030	0.76	0.045	1.14	0.514	13.05	208	310
781257	12	7	7/0.305	0.030	0.76	0.060	1.52	0.590	14.99	275	409
781262	12	12	7/0.305	0.030	0.76	0.060	1.52	0.767	19.48	439	653
781052	10	2	7/0.385	0.030	0.76	0.045	1.14	0.452	11.48	133	197
781053	10	3	7/0.385	0.030	0.76	0.045	1.14	0.480	12.20	176	262
781054	10	4	7/0.385	0.030	0.76	0.060	1.52	0.556	14.13	234	349
781055	10	5	7/0.385	0.030	0.76	0.060	1.52	0.606	15.39	280	417
781057	10	7	7/0.385	0.030	0.76	0.060	1.52	0.659	16.74	374	556

Dimensions and weights are nominal and are subject to industry tolerances unless otherwise noted.

See page 94 for Ordering and Color Code information.



Coleman Cable Inc.

800.323.9355 • www.colemancable.com

Royal® 600V XLPE/PVC, Type TC-ER

-30°C to 90°C Power Cable

TRAY CABLES



- CONDUCTOR:** • 8 AWG - 1AWG Class B stranded bare copper per ASTM B-33 and B-8
- INSULATION:** • Flame-retardant Cross-Linked Polyethylene (XLPE)
• ICEA Method 4--black and printed with conductor number
- GROUND:** • Uninsulated Class B stranding per ASTM B-3 and B-8
- JACKET:** • Black sunlight and moisture resistant Polyvinyl Chloride (PVC)
- LEGEND:** • CCI ROYAL XX AWG X/C XLPE/PVC TYPE TC-ER XHHW-2 E79496 (UL) 600V 90C DRY/90C WET SUNLIGHT RESISTANT OIL RES I DIRECT BURIAL --- SEQUENTIAL MARKING
- FEATURES:** • Type XHHW-2 conductors
• Rated 90°C wet or dry
• Sunlight and weather resistant
• Excellent abrasion and chemical resistance
• Oil resistant I jacket
- APPLICATIONS:** • Constructions of 3 or more conductors are permitted by NEC for TC-ER (exposed run)
• Approved for Class 1 Division 2 hazardous locations per NEC Article 501 (TC)
• Designed for use in conduit, cable tray or direct burial
• Applications include control, power lighting and telemetering where a heat and electrically stable insulation is required
• NEC Article 336 applications
- OPTIONS:** • Tinned copper
• Composite Constructions
• ICEA E-1 Color Code
• Shielding
• FT4/IEEE 1202
- INDUSTRY APPROVALS:** • UL Standard 1277 Type TC-ER
• IEEE 383 flame test (70,000 btu)
• ICEA S-95-658 (NEMA WC70)
• EPA 40 CFR, Part 261, Subpart C, heavy metals per Table 1, TCLP method
• UL 44 XHHW-2
• UL 1685 Flame Test
• NEC Article 336

Part Number	Gauge	No. Cond.	Stranding	Ground	Insulation Thickness		Jacket Thickness		Nominal OD		Weight	
					in.	mm.	in.	mm.	in.	mm.	lbs./mft	kg/km
786875	8	3	7/0.0486	1 X 10 AWG	0.045	1.14	0.060	1.52	0.647	16.43	399	594
786876	8	4	7/0.0486	1 X 10 AWG	0.045	1.14	0.060	1.52	0.724	18.39	410	610
786877	6	3	7/0.0612	1 X 8 AWG	0.045	1.14	0.060	1.52	0.724	18.39	487	725
786878	6	4	7/0.0612	1 X 8 AWG	0.045	1.14	0.060	1.52	0.816	20.73	587	874
786879	4	3	7/0.0772	1 X 8 AWG	0.045	1.14	0.080	2.03	0.853	21.67	668	994
786880	4	4	7/0.0772	1 X 8 AWG	0.045	1.14	0.080	2.03	0.936	23.77	936	1393
786881	2	3	7/0.0974	1 X 6 AWG	0.045	1.14	0.080	2.03	0.978	24.84	978	1455
786882	2	4	7/0.0974	1 X 6 AWG	0.045	1.14	0.080	2.03	1.123	28.52	1326	1973
786813	1	3	7/0.0664	1 X 6 AWG	0.055	1.40	0.085	2.16	1.162	29.51	1328	1976
786814	1	4	7/0.0664	1 X 6 AWG	0.055	1.40	0.085	2.16	1.279	32.49	1632	2429

Dimensions and weights are nominal and are subject to industry tolerances unless otherwise noted.

See page 94 for Ordering and Color Code information.



Coleman Cable Inc.
800.323.9355 • www.colemancable.com

Royal® 600V XLPE/PVC, Type TC-ER

-30°C to 90°C Power Cable

TRAY CABLES



- CONDUCTOR:** • 1/0 AWG - 500 MCM Class B stranded bare copper per ASTM B-33 and B-8
- INSULATION:** • Flame-retardant Cross-Linked Polyethylene (XLPE)
• ICEA Method 4--black and printed with conductor number
- GROUND:** • Uninsulated Class B stranding per ASTM B-3 and B-8
- JACKET:** • Black sunlight and moisture resistant Polyvinyl Chloride (PVC)
- LEGEND:** • CCI ROYAL XX AWG X/C XLPE/PVC TYPE TC-ER XHHW-2 E79496 (UL) 600V 90C DRY/90C WET SUNLIGHT RESISTANT OIL RES I DIRECT BURIAL --- SEQUENTIAL MARKING
- FEATURES:** • Type XHHW-2 conductors
• Rated 90°C wet or dry
• Sunlight and weather resistant
• Excellent abrasion and chemical resistance
• Oil resistant I jacket

- APPLICATIONS:** • Constructions of 3 or more conductors are permitted by NEC for TC-ER (exposed run)
• Approved for Class 1 Division 2 hazardous locations per NEC Article 501 (TC)
• Designed for use in conduit, cable tray or direct burial
• Applications include control, power lighting and telemetering where a heat and electrically stable insulation is required
• NEC Article 336 applications

- OPTIONS:** • Tinned copper • Shielding
• Composite Constructions • FT4/IEEE 1202
• ICEA E-1 Color Code

- INDUSTRY APPROVALS:** • UL Standard 1277 Type TC-ER • UL 44 XHHW-2
• IEEE 383 flame test (70,000 btu) • UL 1685 Flame Test
• ICEA S-95-658 (NEMA WC70) • NEC Article 336
• EPA 40 CFR, Part 261, Subpart C, heavy metals per Table 1, TCLP method

Part Number	Gauge	No. Cond.	Stranding	Ground	Insulation Thickness		Jacket Thickness		Nominal OD		Weight	
					in.	mm.	in.	mm.	in.	mm.	lbs./mft	kg/km
786823	1/0	3	19/0.0745	1 x 6 AWG	0.055	1.40	0.085	2.16	1.216	30.89	1534	2283
786824	1/0	4	19/0.0745	1 x 6 AWG	0.055	1.40	0.085	2.16	1.357	34.47	1971	2933
786883	2/0	3	19/0.0837	1 x 6 AWG	0.055	1.40	0.085	2.16	1.329	33.76	1854	2759
786884	2/0	4	19/0.0837	1 x 6 AWG	0.055	1.40	0.085	2.16	1.464	37.19	2366	3521
786833	3/0	3	19/0.0837	1 x 4 AWG	0.055	1.40	0.085	2.16	1.437	36.50	2278	3390
786843	4/0	3	19/0.0940	1 x 4 AWG	0.055	1.40	0.085	2.16	1.558	39.57	2702	4021
786844	4/0	4	19/0.1055	1 x 4 AWG	0.055	1.40	0.085	2.16	1.740	44.20	3458	5146
786853	250 MCM	3	37/0.0822	1 x 4 AWG	0.065	1.65	0.120	3.05	1.755	44.58	3245	4829
786854	250 MCM	4	37/0.0822	1 x 4 AWG	0.065	1.65	0.120	3.05	1.939	49.25	4185	6228
786863	350 MCM	3	37/0.0974	1 x 3 AWG	0.065	1.65	0.120	3.05	1.990	50.55	4313	6418
786864	350 MCM	4	37/0.0974	1 x 3 AWG	0.065	1.65	0.120	3.05	2.202	55.93	5596	8328
786873	500 MCM	3	37/0.1162	1 x 2 AWG	0.065	1.65	0.120	3.05	2.224	56.49	5878	8747
786874	500 MCM	4	37/0.1162	1 x 2 AWG	0.065	1.65	0.120	3.05	2.464	62.59	7665	11407

Dimensions and weights are nominal and are subject to industry tolerances unless otherwise noted.

See page 94 for Ordering and Color Code information.



Coleman Cable Inc.

800.323.9355 • www.colemancable.com

Royal® 600V EPR/CPE, Type TC-ER

-30°C to 90°C Control Cable

TRAY CABLES



- CONDUCTOR:** • 18 AWG - 10 AWG Class B stranded tinned copper per ASTM B-3 and B-8
- INSULATION:** • Flame-retardant Ethylene Propylene Rubber (EPR)
• ICEA Method 1, Table E-2
- GROUND:** • Uninsulated Class B stranding per ASTM B-3 and B-8
- JACKET:** • Black sunlight and moisture resistant, flame-retardant thermoplastic Chlorinated Polyethylene (CPE)
- LEGEND:** • CCI ROYAL XX AWG X/C EPR/CPE TYPE TC-ER E79496 (UL) 600V 90C DRY/90C WET OIL RES I SUNLIGHT RESISTANT DIRECT BURIAL FT4/IEEE 1202 --- SEQUENTIAL MARKING
• 16 AWG and larger are Direct Burial
- FEATURES:** • Rated 90°C wet or dry
• Sunlight and weather resistant
• Superior low temperature cold bend characteristics
• Excellent abrasion and chemical resistance
• Flame resistant jacket burns to ash and limited thermoplastic drip
- APPLICATIONS:** • Constructions of 3 or more conductors are permitted by NEC for TC-ER (exposed run)
• Approved for Class 1 Division 2 hazardous locations per NEC Article 501 (TC)
• Designed for use in conduit, cable tray or direct burial
• NEC Article 336 applications
- OPTIONS:** • Bare copper
• Thermoset CPE Jacket
• ICEA E-1 or Method 4 Color Code
• Shielding
• FT4/IEEE 1202
- INDUSTRY APPROVALS:** • UL Standard 1277 Type TC-ER
• IEEE 383 flame test (70,000 btu)
• FT4/IEEE 1202 Flame Test
• ICEA S-95-658 (NEMA WC70)
• EPA 40 CFR, Part 261, Subpart C, heavy metals per Table 1, TCLP method
• NEC Article 336
• UL 1685 Flame Test
• ICEA S-73-532

Part Number	Gauge	No. Cond.	Stranding	Insulation Thickness		Jacket Thickness		Nominal OD		Weight	
				in.	mm.	in.	mm.	in.	mm.	lbs./mft	kg/km
791892*	18	2 Flat	7/0.0152	0.030	0.76	0.045	1.14	0.196 x 0.298	4.98 x 7.57	19	28
791802*	18	2	7/0.0152	0.030	0.76	0.045	1.14	0.306	7.77	47	70
791803	18	3	7/0.0152	0.030	0.76	0.045	1.14	0.323	8.20	58	86
791804	18	4	7/0.0152	0.030	0.76	0.045	1.14	0.351	8.92	69	103
791805	18	5	7/0.0152	0.030	0.76	0.045	1.14	0.380	9.65	82	122
791807	18	7	7/0.0152	0.030	0.76	0.045	1.14	0.412	10.46	105	156
791809	18	9	7/0.0152	0.030	0.76	0.045	1.14	0.478	12.14	128	190
791812	18	12	7/0.0152	0.030	0.76	0.060	1.52	0.564	14.33	163	243
791815	18	15	7/0.0152	0.030	0.76	0.060	1.52	0.622	15.80	215	320
791819	18	19	7/0.0152	0.030	0.76	0.060	1.52	0.654	16.61	258	384

Dimensions and weights are nominal and are subject to industry tolerances unless otherwise noted.

* Not -ER
See page 94 for Ordering and Color Code information.



Royal® 600V EPR/CPE, Type TC-ER

-40°C to 90°C Control Cable

TRAY CABLES

Part Number	Gauge	No. Cond.	Stranding	Insulation Thickness		Jacket Thickness		Nominal OD		Weight	
				in.	mm.	in.	mm.	in.	mm.	lbs./mft	kg/km
791692*	16	2 Flat	7/0.0192	0.030	0.76	0.045	1.14	0.212 x 0.330	5.38 x 8.38	27	40
791602*	16	2	7/0.0192	0.030	0.76	0.045	1.14	0.332	8.43	57	85
791603	16	3	7/0.0192	0.030	0.76	0.045	1.14	0.351	8.92	71	106
791604	16	4	7/0.0192	0.030	0.76	0.045	1.14	0.382	9.70	87	129
791605	16	5	7/0.0192	0.030	0.76	0.045	1.14	0.415	10.54	104	155
791607	16	7	7/0.0192	0.030	0.76	0.045	1.14	0.451	11.46	135	201
791609	16	9	7/0.0192	0.030	0.76	0.060	1.52	0.555	14.10	182	271
791612	16	12	7/0.0192	0.030	0.76	0.060	1.52	0.618	15.70	231	344
791615	16	15	7/0.0192	0.030	0.76	0.060	1.52	0.683	17.35	279	415
791619	16	19	7/0.0192	0.030	0.76	0.060	1.52	0.719	18.26	339	504
791625	16	25	7/0.0192	0.030	0.76	0.080	2.03	0.878	22.30	467	695
791630	16	30	7/0.0192	0.030	0.76	0.080	2.03	0.927	23.55	542	807
791637	16	37	7/0.0192	0.030	0.76	0.080	2.03	0.997	25.32	649	966
791492*	14	2 Flat	7/0.0242	0.030	0.76	0.045	1.14	0.230 x 0.366	5.61 x 8.84	39	58
791402*	14	2	7/0.0242	0.030	0.76	0.045	1.14	0.364	9.25	74	110
791482	14	2 W/GND	7/0.0242	0.030	0.76	0.045	1.14	0.348	8.84	81	121
791483	14	3 W/GND	7/0.0242	0.030	0.76	0.045	1.14	0.380	9.65	104	155
791403	14	3	7/0.0242	0.030	0.76	0.045	1.14	0.386	9.80	94	140
791404	14	4	7/0.0242	0.030	0.76	0.045	1.14	0.421	10.69	116	173
791405	14	5	7/0.0242	0.030	0.76	0.045	1.14	0.459	11.66	138	205
791407	14	7	7/0.0242	0.030	0.76	0.045	1.14	0.499	12.67	182	271
791409	14	9	7/0.0242	0.030	0.76	0.060	1.52	0.613	15.57	244	363
791412	14	12	7/0.0242	0.030	0.76	0.060	1.52	0.688	17.48	315	469
791415	14	15	7/0.0242	0.030	0.76	0.060	1.52	0.759	19.28	380	566
791419	14	19	7/0.0242	0.030	0.76	0.060	1.52	0.799	20.29	464	691
791425	14	25	7/0.0242	0.030	0.76	0.080	2.03	0.974	24.74	635	945
791430	14	30	7/0.0242	0.030	0.76	0.080	2.03	0.989	25.12	705	1049
791437	14	37	7/0.0242	0.030	0.76	0.080	2.03	1.109	28.17	892	1327
791292*	12	2 Flat	7/0.0305	0.030	0.76	0.045	1.14	0.239 x 0.384	6.07 x 9.75	58	86
791202*	12	2	7/0.0305	0.030	0.76	0.045	1.14	0.408	10.36	98	146
791203	12	3	7/0.0305	0.030	0.76	0.045	1.14	0.433	1.143	126	188
791283	12	3 W/GND	7/0.0305	0.030	0.76	0.045	1.14	0.431	10.95	144	214
791205	12	5	7/0.0305	0.030	0.76	0.060	1.52	0.548	13.92	205	305
791207	12	7	7/0.0305	0.030	0.76	0.060	1.52	0.595	15.11	273	406
791209	12	9	7/0.0305	0.030	0.76	0.060	1.52	0.692	17.58	340	506
791212	12	12	7/0.0305	0.030	0.76	0.060	1.52	0.776	19.71	438	652
791215	12	15	7/0.0305	0.030	0.76	0.080	2.03	0.902	22.91	569	847
791219	12	19	7/0.0305	0.030	0.76	0.080	2.03	0.949	24.10	694	1033
791225	12	25	7/0.0305	0.030	0.76	0.080	2.03	1.106	28.09	895	1332
791231	12	30	7/0.0305	0.030	0.76	0.080	2.03	1.170	29.72	1052	1566
791237	12	37	7/0.0305	0.030	0.76	0.080	2.03	1.263	32.08	1272	1893
791092*	10	2 Flat	7/0.0385	0.030	0.76	0.045	1.14	0.262 x 0.430	6.65 x 10.92	258	384
791002*	10	2	7/0.0385	0.030	0.76	0.045	1.14	0.450	11.43	129	192
791003	10	3	7/0.0385	0.030	0.76	0.045	1.14	0.478	12.14	170	253
791005	10	5	7/0.0385	0.030	0.76	0.060	1.52	0.605	15.37	280	417
791007	10	7	7/0.0385	0.030	0.76	0.060	1.52	0.658	16.71	374	557
791009	10	9	7/0.0385	0.030	0.76	0.060	1.52	0.768	19.51	469	698
791012	10	12	7/0.0385	0.030	0.76	0.080	2.03	0.903	22.94	642	955

Dimensions and weights are nominal and are subject to industry tolerances unless otherwise noted.

* Not -ER

See page 94 for Ordering and Color Code information.



Coleman Cable Inc.

800.323.9355 • www.colemancable.com

Royal® 600V EPR/CPE, Shielded Type TC-ER

-40°C to 90°C Control Cable

TRAY CABLES



- CONDUCTOR:** • 18 AWG - 16 AWG Class B stranded tinned copper per ASTM B-3 and B-8
- INSULATION:** • Flame-retardant Ethylene Propylene Rubber (EPR)
• ICEA Method 1, Table E-2
- CABLE SHIELD:** • 100% coverage, aluminum polyester foil shield
- JACKET:** • Black sunlight and moisture resistant, flame-retardant thermoplastic Chlorinated Polyethylene (CPE)
- LEGEND:** • CCI ROYAL XX AWG X/C SHIELDED TYPE TC-ER E# (UL) 600V 90C DRY/90C WET OIL RES I SUNLIGHT RESISTANT DIRECT BURIAL
• 16 AWG and larger are Direct Burial

- FEATURES:** • Rated 90°C wet or dry
• Sunlight and weather resistant
• Superior low temperature cold bend characteristics
• Excellent abrasion and chemical resistance
• Flame resistant jacket burns to ash and limited thermoplastic drip

- APPLICATIONS:** • Constructions of 3 or more conductors are permitted by NEC for TC-ER (exposed run)
• Approved for Class 1 Division 2 hazardous locations per NEC Article 501 (TC)
• Designed for use in conduit, cable tray or direct burial
• Developed for use in industrial and utility applications where reliability and performance are paramount
• NEC Article 336 applications

- OPTIONS:** • Bare copper • Thermoset CPE Jacket
• Composite Constructions • FT4/IEEE 1202
• ICEA E-1 or Method 4 Color Code

- INDUSTRY APPROVALS:** • UL 1277 Type TC-ER • UL 1581
• UL 1685 • IEEE 383 flame test (70,000 btu)
• ICEA S-73-532 • ICEA S-95-658 (NEMA WC70)
• EPA 40 CFR, Part 261, Subpart C, heavy metals per Table 1, TCLP method

Part Number	Gauge	No. Cond.	Stranding	Insulation Thickness		Jacket Thickness		Nominal OD		Weight	
				in.	mm.	in.	mm.	in.	mm.	lbs./mft	kg/km
791862	18	2	7/0152	0.030	0.76	0.045	1.14	0.314	7.98	53	79
791863	18	3	7/0152	0.030	0.76	0.045	1.14	0.331	8.41	65	96
791864	18	4	7/0152	0.030	0.76	0.045	1.14	0.359	9.13	78	115
791865	18	5	7/0152	0.030	0.76	0.045	1.14	0.390	9.90	91	135
791867	18	7	7/0152	0.030	0.76	0.045	1.14	0.422	10.72	115	172
791869	18	9	7/0152	0.030	0.76	0.045	1.14	0.489	12.42	143	213
791872	18	12	7/0152	0.030	0.76	0.045	1.14	0.546	13.87	199	297
791662	16	2	7/0192	0.030	0.76	0.045	1.14	0.338	8.59	62	92
791663	16	3	7/0192	0.030	0.76	0.045	1.14	0.357	9.07	77	115
791664	16	4	7/0192	0.030	0.76	0.045	1.14	0.388	9.87	94	140
791665	16	5	7/0192	0.030	0.76	0.045	1.14	0.422	10.72	111	165
791667	16	7	7/0192	0.030	0.76	0.045	1.14	0.458	11.63	143	213
791669	16	9	7/0192	0.030	0.76	0.060	1.52	0.562	14.28	196	292
791672	16	12	7/0192	0.030	0.76	0.060	1.52	0.626	15.90	246	366

Dimensions and weights are nominal and are subject to industry tolerances unless otherwise noted.

See page 94 for Ordering and Color Code information.



Coleman Cable Inc.
800.323.9355 • www.colemancable.com

Royal® 600V EPR/CPE, Shielded Type TC-ER

-40°C to 90°C Control Cable

TRAY CABLES



- CONDUCTOR:** • 14 AWG - 10 AWG Class B stranded tinned copper per ASTM B-3 and B-8
- INSULATION:** • Flame-retardant Ethylene Propylene Rubber (EPR)
• ICEA Method 1, Table E-2
- CABLE SHIELD:** • 100% coverage, aluminum polyester foil shield
- JACKET:** • Black sunlight and moisture resistant, flame-retardant thermoplastic Chlorinated Polyethylene (CPE)
- LEGEND:** • CCI ROYAL XX AWG X/C SHIELDED TYPE TC-ER E# (UL) 600V 90C DRY/90C WET OIL RES I SUNLIGHT RESISTANT DIRECT BURIAL
- FEATURES:** • Rated 90°C wet or dry
• Sunlight and weather resistant
• Superior low temperature cold bend characteristics
• Excellent abrasion and chemical resistance
• Flame resistant jacket burns to ash and limited thermoplastic drip

- APPLICATIONS:** • Constructions of 3 or more conductors are permitted by NEC for TC-ER (exposed run)
• Approved for Class 1 Division 2 hazardous locations per NEC Article 501 (TC)
• Designed for use in conduit, cable tray or direct burial
• Developed for use in industrial and utility applications where reliability and performance are paramount
• NEC Article 336 applications

- OPTIONS:** • Bare copper • Thermoset CPE Jacket
• Composite Constructions • FT4/IEEE 1202
• ICEA E-1 or Method 4 Color Code

- INDUSTRY APPROVALS:** • UL 1277 Type TC-ER • UL 1581
• UL 1685 • IEEE 383 flame test (70,000 btu)
• ICEA S-73-532 • ICEA S-95-658 (NEMA WC70)
• EPA 40 CFR, Part 261, Subpart C, heavy metals per Table 1, TCLP method

Part Number	Gauge	No. Cond.	Stranding	Insulation Thickness		Jacket Thickness		Nominal OD		Weight	
				in.	mm.	in.	mm.	in.	mm.	lbs./mft	kg/km
791462	14	2	7/.0242	0.030	0.76	0.045	1.14	0.366	9.30	77	114
791463	14	3	7/.0242	0.030	0.76	0.045	1.14	0.387	9.84	98	146
791464	14	4	7/.0242	0.030	0.76	0.045	1.14	0.422	10.73	120	179
791465	14	5	7/.0242	0.030	0.76	0.045	1.14	0.460	11.68	143	213
791467	14	7	7/.0242	0.030	0.76	0.045	1.14	0.500	12.70	188	280
791472	14	12	7/.0242	0.030	0.76	0.045	1.14	0.684	17.38	321	477
791262	12	2	7/.0305	0.030	0.76	0.045	1.14	0.406	10.31	100	149
791263	12	3	7/.0305	0.030	0.76	0.045	1.14	0.431	10.94	131	194
791264	12	4	7/.0305	0.030	0.76	0.045	1.14	0.471	11.96	162	242
791265	12	5	7/.0305	0.030	0.76	0.045	1.14	0.514	13.05	208	310
791267	12	7	7/.0305	0.030	0.76	0.060	1.52	0.590	14.99	275	409
791272	12	12	7/.0305	0.030	0.76	0.060	1.52	0.767	19.48	439	653
791062	10	2	7/.0385	0.030	0.76	0.045	1.14	0.452	11.48	133	197
791063	10	3	7/.0385	0.030	0.76	0.045	1.14	0.480	12.20	176	262
791064	10	4	7/.0385	0.030	0.76	0.060	1.52	0.556	14.13	234	349
791065	10	5	7/.0385	0.030	0.76	0.060	1.52	0.606	15.39	280	417
791067	10	7	7/.0385	0.030	0.76	0.060	1.52	0.659	16.74	374	557

Dimensions and weights are nominal and are subject to industry tolerances unless otherwise noted.

See page 94 for Ordering and Color Code information.



Coleman Cable Inc.
800.323.9355 • www.colemancable.com

Royal® 600V EPR/CPE, Type TC-ER

-30°C to 90°C Power Cable

TRAY CABLES



CONDUCTOR: • 8 AWG - 1 AWG Class B stranded tinned copper per ASTM B-33 and B-8

INSULATION: • Flame-retardant Ethylene Propylene Rubber (EPR)
• ICEA Method 4--black and printed with conductor number

GROUND: • Uninsulated Class B stranding per ASTM B-3 and B-8

JACKET: • Black sunlight and moisture resistant, flame-retardant thermoplastic Chlorinated Polyethylene (CPE)

LEGEND: • CCI ROYAL XX AWG X/C EPR/CPE TYPE TC-ER E79496 (UL) 600V 90C DRY/90C WET OIL RES I SUNLIGHT RESISTANT DIRECT BURIAL FT4/IEEE --- SEQUENTIAL MARKING

FEATURES: • Rated 90°C wet or dry
• Sunlight and weather resistant
• Superior low temperature cold bend characteristics
• Excellent abrasion and chemical resistance
• Flame resistant jacket burns to ash and limited thermoplastic drip

APPLICATIONS: • Constructions of 3 or more conductors are permitted by NEC for TC-ER (exposed run)
• Approved for Class 1 Division 2 hazardous locations per NEC Article 501 (TC)
• Designed for use in conduit, cable tray or direct burial
• Developed for use in industrial and utility applications where reliability and performance are paramount
• NEC Article 336 applications

OPTIONS: • Bare copper • Thermoset CPE Jacket
• Shielding • Insulated Ground
• Composite Constructions • FT4/IEEE 1202

INDUSTRY APPROVALS: • UL Standard 1277 Type TC-ER • NEC Article 336
• IEEE 383 Flame Test (70,000 btu) • UL 1685 Flame Test
• FT4/IEEE 1202 Flame Test • ICEA S-73-532
• ICEA S-95-658 (NEMA WC70)
• EPA 40 CFR, Part 261, Subpart C, heavy metals per Table 1, TCLP method

Part Number	Gauge	No. Cond.	Stranding	Ground	Insulation Thickness		Jacket Thickness		Nominal OD		Weight	
					in.	mm.	in.	mm.	in.	mm.	lbs./mft	kg/km
791515	8	3	7/0.0486	1 x 10 AWG	0.030	0.76	0.060	1.52	0.647	16.43	398	592
791516	8	4	7/0.0486	1 x 10 AWG	0.030	0.76	0.060	1.52	0.724	18.39	408	607
791517	6	3	7/0.0612	1 x 8 AWG	0.030	0.76	0.060	1.52	0.724	18.39	486	723
791518	6	4	7/0.0612	1 x 8 AWG	0.030	0.76	0.060	1.52	0.816	20.73	586	872
791519	4	3	7/0.0772	1 x 8 AWG	0.040	1.02	0.080	2.03	0.853	21.67	666	991
791520	4	4	7/0.0772	1 x 8 AWG	0.040	1.02	0.080	2.03	0.936	23.77	869	1293
791521	2	3	7/0.0974	1 x 6 AWG	0.040	1.02	0.080	2.03	0.978	24.84	991	1475
791522	2	4	7/0.0974	1 x 6 AWG	0.040	1.02	0.080	2.03	1.123	28.52	1324	1970
791503	1	3	7/0.0664	1 x 6 AWG	0.060	1.52	0.085	2.16	1.162	29.51	1324	1970
791504	1	4	7/0.0664	1 x 6 AWG	0.060	1.52	0.085	2.16	1.279	32.49	1629	2424

Dimensions and weights are nominal and are subject to industry tolerances unless otherwise noted.

See page 94 for Ordering and Color Code information.



Coleman Cable Inc.
800.323.9355 • www.colemancable.com

Royal® 600V EPR/CPE, Type TC-ER

-30°C to 90°C Power Cable

TRAY CABLES



- CONDUCTOR:** • 1/0 AWG - 500 MCM Class B stranded tinned copper per ASTM B-33 and B-8
- INSULATION:** • Flame-retardant Ethylene Propylene Rubber (EPR)
• ICEA Method 4--black and printed with conductor number
- GROUND:** • Uninsulated Class B stranding per ASTM B-3 and B-8
- JACKET:** • Black sunlight and moisture resistant, flame-retardant thermoplastic Chlorinated Polyethylene (CPE)
- LEGEND:** • CCI ROYAL XX AWG X/C EPR/CPE TYPE TC-ER E79496 (UL) 600V 90C DRY/90C WET OIL RES I SUNLIGHT RESISTANT DIRECT BURIAL FT4/IEEE --- SEQUENTIAL MARKING

- FEATURES:** • Rated 90°C wet or dry
• Sunlight and weather resistant
• Superior low temperature cold bend characteristics
• Excellent abrasion and chemical resistance
• Flame resistant jacket burns to ash and limited thermoplastic drip

- APPLICATIONS:** • Constructions of 3 or more conductors are permitted by NEC for TC-ER (exposed run)
• Approved for Class 1 Division 2 hazardous locations per NEC Article 501 (TC)
• Designed for use in conduit, cable tray or direct burial
• Developed for use in industrial and utility applications where reliability and performance are paramount
• NEC Article 336 applications

- OPTIONS:** • Bare copper
• Shielding
• Composite Constructions
• Thermoset CPE Jacket
• Insulated Ground
• FT4/IEEE 1202

- INDUSTRY APPROVALS:** • UL Standard 1277 Type TC-ER
• IEEE 383 Flame Test (70,000 btu)
• FT4/IEEE 1202 Flame Test
• ICEA S-95-658 (NEMA WC70)
• EPA 40 CFR, Part 261, Subpart C, heavy metals per Table 1, TCLP method
• NEC Article 336
• UL 1685 Flame Test
• ICEA S-73-532

Part Number	Gauge	No. Cond.	Stranding	Ground	Insulation Thickness		Jacket Thickness		Nominal OD		Weight	
					in.	mm.	in.	mm.	in.	mm.	lbs./mft	kg/km
792503	1/0	3	19/0.0745	1 x 6 AWG	0.060	1.52	0.085	2.16	1.216	30.89	1531	2278
792504	1/0	4	19/0.0745	1 x 6 AWG	0.060	1.52	0.085	2.16	1.357	34.47	1967	2927
791703	2/0	3	19/0.0837	1 x 6 AWG	0.060	1.52	0.085	2.16	1.329	33.76	1850	2753
791704	2/0	4	19/0.0837	1 x 6 AWG	0.060	1.52	0.085	2.16	1.464	37.19	2363	3517
792303	3/0	3	19/0.0940	1 x 4 AWG	0.060	1.52	0.085	2.16	1.437	36.50	2274	3384
791903	4/0	3	19/0.1055	1 x 4 AWG	0.060	1.52	0.085	2.16	1.558	39.57	2698	4015
791904	4/0	4	19/0.1055	1 x 4 AWG	0.060	1.52	0.085	2.16	1.740	44.20	3463	5153
792003	250 MCM	3	37/0.0822	1 x 4 AWG	0.070	1.78	0.120	3.05	1.755	44.58	3240	4822
792004	250 MCM	4	37/0.0822	1 x 4 AWG	0.070	1.78	0.120	3.05	1.939	49.25	4179	6219
792103	350 MCM	3	37/0.0974	1 x 3 AWG	0.070	1.78	0.120	3.05	1.990	50.55	4307	6410
792104	350 MCM	4	37/0.0974	1 x 3 AWG	0.070	1.78	0.120	3.05	2.202	55.93	5589	8317
792203	500 MCM	3	37/0.1162	1 x 2 AWG	0.070	1.78	0.120	3.05	2.224	56.49	5872	8738
792204	500 MCM	4	37/0.1162	1 x 2 AWG	0.070	1.78	0.120	3.05	2.464	62.59	7657	11395

Dimensions and weights are nominal and are subject to industry tolerances unless otherwise noted.

See page 94 for Ordering and Color Code information.



Coleman Cable Inc.

800.323.9355 • www.colemancable.com

Royal® 600V EPR/LSZH Type TC-ER

-40°C to 90°C Control Cable

TRAY CABLES



- CONDUCTOR:** • 18 AWG - 10 AWG Class B stranded tinned copper per ASTM B-33 and B-8
- INSULATION:** • Flame-retardant Ethylene Propylene Rubber (EPR)
• ICEA Method 1, Table E-2
- GROUND:** • Uninsulated Class B stranding per ASTM B-3 and B-8
- JACKET:** • Black sunlight and moisture resistant, flame-retardant low-smoke, zero-halogen jacket
- LEGEND:** • CCI ROYAL XX AWG X/C TYPE TC LS-ER E# (UL) 600V 90C DRY/90C WET OIL RES I SUNLIGHT RESISTANT DIRECT BURIAL
• 16 AWG and larger are Direct Burial
- FEATURES:** • Rated 90°C wet or dry
• Sunlight and weather resistant
• Superior low temperature cold bend characteristics
• Excellent abrasion and chemical resistance
• Low smoke zero-halogen jacket insures limited out-gassing in case of fire
- APPLICATIONS:** • Approved for Class 1 Division 2 hazardous locations per NEC Article 501 (TC)
• Designed for use in conduit, cable tray or direct burial
• NEC Article 336 applications
- OPTIONS:** • Bare copper • FT4/IEEE 1202
• Shielding • Composite Constructions
• ICEA E-1 or Method 4 Color Code
- INDUSTRY APPROVALS:** • UL 1277 Type TC-ER/LS • UL 1581
• UL 1685 • IEEE 383 flame test (70,000 btu)
• ICEA S-73-532 • ICEA S-95-658 (NEMA WC70)
• EPA 40 CFR, Part 261, Subpart C, heavy metals per Table 1, TCLP method

Part Number	Gauge	No. Cond.	Stranding	Insulation Thickness		Jacket Thickness		Nominal OD		Weight	
				in.	mm.	in.	mm.	in.	mm.	lbs./mft	kg/km
751892	18	2 Flat	7/.0152	0.030	0.76	0.045	1.14	0.202 X 0.308	5.131 X 7.823	40	60
751802	18	2	7/.0152	0.030	0.76	0.045	1.14	0.310	7.87	44	65
751803	18	3	7/.0152	0.030	0.76	0.045	1.14	0.327	8.31	55	82
751804	18	4	7/.0152	0.030	0.76	0.045	1.14	0.355	9.03	67	100
751805	18	5	7/.0152	0.030	0.76	0.045	1.14	0.386	9.79	80	119
751807	18	7	7/.0152	0.030	0.76	0.045	1.14	0.418	10.62	103	154
751809	18	9	7/.0152	0.030	0.76	0.045	1.14	0.485	12.32	129	192
751812	18	12	7/.0152	0.030	0.76	0.045	1.14	0.542	13.77	180	268
751815	18	15	7/.0152	0.030	0.76	0.060	1.52	0.632	16.04	217	323
751819	18	19	7/.0152	0.030	0.76	0.060	1.52	0.664	16.87	261	388

Dimensions and weights are nominal and are subject to industry tolerances unless otherwise noted.

See page 94 for Ordering and Color Code information.



Coleman Cable Inc.

800.323.9355 • www.colemancable.com

Royal® 600V EPR/LSZH Type TC-ER

-40°C to 90°C Control Cable

TRAY CABLES

Part Number	Gauge	No. Cond.	Stranding	Insulation Thickness		Jacket Thickness		Nominal OD		Weight	
				in.	mm.	in.	mm.	in.	mm.	lbs./mft	kg/km
751692	16	2 Flat	7/.0192	0.030	0.76	0.045	1.14	0.214 X 0.334	5.436 X 8.484	53	79
751602	16	2	7/.0192	0.030	0.76	0.045	1.14	0.334	8.48	53	79
751603	16	3	7/.0192	0.030	0.76	0.045	1.14	0.353	8.97	68	102
751604	16	4	7/.0192	0.030	0.76	0.045	1.14	0.384	9.76	85	126
751605	16	5	7/.0192	0.030	0.76	0.045	1.14	0.418	10.62	101	150
751607	16	7	7/.0192	0.030	0.76	0.045	1.14	0.454	11.53	133	198
751609	16	9	7/.0192	0.030	0.76	0.060	1.52	0.558	14.18	183	272
751612	16	12	7/.0192	0.030	0.76	0.060	1.52	0.622	15.80	231	344
751615	16	15	7/.0192	0.030	0.76	0.060	1.52	0.688	17.48	280	417
751619	16	19	7/.0192	0.030	0.76	0.060	1.52	0.724	18.39	339	504
751625	16	25	7/.0192	0.030	0.76	0.080	2.03	0.884	22.45	469	697
751630	16	30	7/.0192	0.030	0.76	0.080	2.03	0.933	23.70	545	810
751637	16	37	7/.0192	0.030	0.76	0.080	2.03	1.004	25.50	819	1218
751492	14	2 Flat	7/.0242	0.030	0.76	0.045	1.14	0.228 X 0.362	5.791 x 9.195	82	122
751402	14	2	7/.0242	0.030	0.76	0.045	1.14	0.362	9.19	73	109
751422	14	2 W/GND	7/.0242	0.030	0.76	0.045	1.14	0.362	9.19	86	128
751423	14	3 W/GND	7/.0242	0.030	0.76	0.045	1.14	0.383	9.74	107	160
751403	14	3	7/.0242	0.030	0.76	0.045	1.14	0.383	9.74	95	141
751404	14	4	7/.0242	0.030	0.76	0.045	1.14	0.418	10.62	118	175
751405	14	5	7/.0242	0.030	0.76	0.045	1.14	0.456	11.58	141	210
751407	14	7	7/.0242	0.030	0.76	0.045	1.14	0.496	12.60	187	278
751409	14	9	7/.0242	0.030	0.76	0.060	1.52	0.609	15.47	256	381
751412	14	12	7/.0242	0.030	0.76	0.062	1.57	0.680	17.27	325	484
751415	14	15	7/.0242	0.030	0.76	0.060	1.52	0.754	19.15	395	587
751419	14	19	7/.0242	0.030	0.76	0.060	1.52	0.794	20.17	479	713
751425	14	25	7/.0242	0.030	0.76	0.080	2.03	0.968	24.59	660	982
751430	14	30	7/.0242	0.030	0.76	0.060	1.52	0.983	24.97	769	1144
751437	14	37	7/.0242	0.030	0.76	0.080	2.03	1.102	27.99	1342	1997
751292	12	2 Flat	7/.0305	0.030	0.76	0.045	1.14	0.248 X 0.402	6.299 x 10.211	90	134
751202	12	2	7/.0305	0.030	0.76	0.045	1.14	0.402	10.21	90	134
751203	12	3	7/.0305	0.030	0.76	0.045	1.14	0.427	10.84	121	179
751223	12	3 W/GND	7/.0305	0.030	0.76	0.045	1.14	0.427	10.84	141	210
751205	12	5	7/.0305	0.030	0.76	0.045	1.14	0.510	12.95	173	258
751207	12	7	7/.0305	0.030	0.76	0.045	1.14	0.556	14.12	200	298
751209	12	9	7/.0305	0.030	0.76	0.060	1.52	0.681	17.31	267	397
751212	12	12	7/.0305	0.030	0.76	0.060	1.52	0.763	19.38	336	501
751215	12	15	7/.0305	0.030	0.76	0.060	1.52	0.848	21.53	433	645
751219	12	19	7/.0305	0.030	0.76	0.080	2.03	0.938	23.83	564	840
751225	12	25	7/.0305	0.030	0.76	0.080	2.03	1.092	27.74	691	1029
751230	12	30	7/.0305	0.030	0.76	0.080	2.03	1.155	29.34	1046	1557
751237	12	37	7/.0305	0.030	0.76	0.080	2.03	1.246	31.65	1610	2395
751092	10	2 Flat	7/.0385	0.030	0.76	0.045	1.14	0.271 X 0.448	6.883 X 11.379	120	179
751002	10	2	7/.0385	0.030	0.76	0.045	1.14	0.448	11.38	120	179
751003	10	3	7/.0385	0.030	0.76	0.045	1.14	0.476	12.10	165	245
751005	10	5	7/.0385	0.030	0.76	0.060	1.52	0.602	15.29	273	407
751007	10	7	7/.0385	0.030	0.76	0.060	1.52	0.655	16.64	369	549
751009	10	9	7/.0385	0.030	0.76	0.060	1.52	0.765	19.42	467	694
751012	10	12	7/.0385	0.030	0.76	0.080	2.03	0.899	22.82	639	951

Dimensions and weights are nominal and are subject to industry tolerances unless otherwise noted.

See page 94 for Ordering and Color Code information.



Coleman Cable Inc.

800.323.9355 • www.colemancable.com

Royal® 600V EPR/LSZH Type TC-ER

-40°C to 90°C Power Cable

TRAY CABLES



- CONDUCTOR:** • 8 AWG - 1 AWG Class B stranded tinned copper per ASTM B-33 and B-8
- INSULATION:** • Flame-retardant Ethylene Propylene Rubber (EPR)
• ICEA Method 4--black and printed with conductor number
- GROUND:** • Uninsulated Class B stranding per ASTM B-3 and B-8
- JACKET:** • Black sunlight and moisture resistant, flame-retardant low-smoke, zero-halogen jacket
- LEGEND:** • CCI ROYAL XX AWG X/C TYPE TC LS-ER E# (UL) 600V 90C DRY/90C WET OIL RES I SUNLIGHT RESISTANT DIRECT BURIAL
- FEATURES:** • Rated 90°C wet or dry
• Sunlight and weather resistant
• Superior low temperature cold bend characteristics
• Excellent abrasion and chemical resistance
• Low smoke zero-halogen jacket insures limited out-gassing in case of fire
• Low coefficient of friction insures ease of pulling
- APPLICATIONS:** • Constructions of 3 or more conductors are permitted by NEC for TC-ER (exposed run)
• Approved for Class 1 Division 2 hazardous locations per NEC Article 501 (TC)
• Designed for use in conduit, cable tray or direct burial
• Developed for use in industrial and utility applications where reliability and performance are paramount
• NEC Article 336 applications
- OPTIONS:** • Bare copper • Insulated Ground
• Composite Constructions • FT4/IEEE 1202
• ICEA E-1 or E-2 Color Code
- INDUSTRY APPROVALS:** • UL 1277 Type TC-ER/LS • UL 1581
• UL 1685 • IEEE 383 flame test (70,000 btu)
• ICEA S-73-532 • ICEA S-95-658 (NEMA WC70)
• EPA 40 CFR, Part 261, Subpart C, heavy metals per Table 1, TCLP method

Part Number	Gauge	No. Cond.	Stranding	Ground	Insulation Thickness		Jacket Thickness		Nominal OD		Weight	
					in.	mm.	in.	mm.	in.	mm.	lbs./mft	kg/km
750803	8	3	7/0486	1 X 10 AWG	0.030	0.76	0.060	1.52	0.603	15.32	292	435
750804	8	4	7/0486	1 X 10 AWG	0.030	0.76	0.060	1.52	0.664	16.87	364	542
750603	6	3	7/0612	1 X 8 AWG	0.030	0.76	0.060	1.52	0.681	17.30	424	631
750604	6	4	7/0612	1 X 8 AWG	0.030	0.76	0.060	1.52	0.748	18.00	532	792
750403	4	3	7/0772	1 X 8 AWG	0.040	1.02	0.080	2.03	0.877	22.28	658	979
750404	4	4	7/0772	1 X 8 AWG	0.040	1.02	0.080	2.03	0.962	24.43	831	1237
750203	2	3	7/0974	1 X 6 AWG	0.040	1.02	0.080	2.03	1.000	25.40	967	1439
750204	2	4	7/0974	1 X 6 AWG	0.040	1.02	0.080	2.03	1.107	28.12	1228	1827
750103	1	3	19/0664	1 X 6 AWG	0.060	1.52	0.085	2.16	1.144	29.06	1216	1809
750104	1	4	19/0664	1 X 6 AWG	0.060	1.52	0.085	2.16	1.261	32.03	1554	2312

Dimensions and weights are nominal and are subject to industry tolerances unless otherwise noted.

See page 94 for Ordering and Color Code information.



Coleman Cable Inc.

800.323.9355 • www.colemancable.com

Royal® 600V EPR/LSZH Type TC-ER

-40°C to 90°C Power Cable



- CONDUCTOR:** • 1/0 AWG - 500 MCM Class B stranded tinned copper per ASTM B-33 and B-8
- INSULATION:** • Flame-retardant Ethylene Propylene Rubber (EPR)
• ICEA Method 4--black and printed with conductor number
- GROUND:** • Uninsulated Class B stranding per ASTM B-3 and B-8
- JACKET:** • Black sunlight and moisture resistant, flame-retardant low-smoke, zero-halogen jacket
- LEGEND:** • CCI ROYAL XX AWG X/C TYPE TC LS-ER E# (UL)
600V 90C DRY/90C WET OIL RES I SUNLIGHT RESISTANT DIRECT BURIAL
- FEATURES:** • Rated 90°C wet or dry
• Sunlight and weather resistant
• Superior low temperature cold bend characteristics
• Excellent abrasion and chemical resistance
• Low smoke zero-halogen jacket insures limited out-gassing in case of fire
• Low coefficient of friction insures ease of pulling
- APPLICATIONS:** • Constructions of 3 or more conductors are permitted by NEC for TC-ER (exposed run)
• Approved for Class 1 Division 2 hazardous locations per NEC Article 501 (TC)
• Designed for use in conduit, cable tray or direct burial
• Developed for use in industrial and utility applications where reliability and performance are paramount
• NEC Article 336 applications
- OPTIONS:** • Bare copper • Insulated Ground
• Composite Constructions • FT4/IEEE 1202
• ICEA E-1 or E-2 Color Code
- INDUSTRY APPROVALS:** • UL 1277 Type TC-ER/LS • UL 1581
• UL 1685 • IEEE 383 flame test (70,000 btu)
• ICEA S-73-532 • ICEA S-95-658 (NEMA WC70)
• EPA 40 CFR, Part 261, Subpart C,
heavy metals per Table 1, TCLP method

Part Number	Gauge	No. Cond.	Stranding	Ground	Insulation Thickness		Jacket Thickness		Nominal OD		Weight	
					in.	mm.	in.	mm.	in.	mm.	lbs./mft	kg/km
751003	1/0	3	19/.0745	1 X 6 AWG	0.060	1.52	0.085	2.16	1.230	31.24	1430	2129
751004	1/0	4	19/.0745	1 X 6 AWG	0.060	1.52	0.085	2.16	1.331	33.81	1832	2726
752003	2/0	3	19/.0837	1 X 6 AWG	0.060	1.52	0.085	2.16	1.336	33.93	1729	2572
752004	2/0	4	19/.0837	1 X 6 AWG	0.060	1.52	0.085	2.16	1.476	37.49	2230	3319
753003	3/0	3	19/.0940	1 X 4 AWG	0.060	1.52	0.085	2.16	1.442	36.63	2144	3190
754003	4/0	3	19/.1055	1 X 4 AWG	0.060	1.52	0.085	2.16	1.740	44.20	3403	5064
754004	4/0	4	19/.1055	1 X 4 AWG	0.060	1.52	0.085	2.16	1.808	45.92	3976	5917
752503	250 MCM	3	37/.0822	1 X 4 AWG	0.070	1.78	0.120	3.05	1.857	47.17	3014	4485
752504	250 MCM	4	37/.0822	1 X 4 AWG	0.070	1.78	0.120	3.05	1.615	41.02	4038	6008
753503	350 MCM	3	37/.0974	1 X 3 AWG	0.070	1.78	0.120	3.05	2.222	56.44	4254	6331
753504	350 MCM	4	37/.0974	1 X 3 AWG	0.070	1.78	0.120	3.05	2.009	51.03	5519	8213
755003	500 MCM	3	37/.1162	1 X 2 AWG	0.070	1.78	0.120	3.05	2.294	58.27	5846	8700
755004	500 MCM	4	37/.1162	1 X 2 AWG	0.070	1.78	0.120	3.05	2.541	64.54	7612	11328

Dimensions and weights are nominal and are subject to industry tolerances unless otherwise noted.

See page 94 for Ordering and Color Code information.



Coleman Cable Inc.

800.323.9355 • www.colemancable.com

Royal® 600V 20/10 PE/PVC/PVC

-25°C to 75°C Control Cable

TRAY CABLES



- CONDUCTOR:** • 14 AWG - 10 AWG; Class B stranded bare copper per ASTM B-3 and B-8
- INSULATION:** • HMW Polyethylene with an overall insulation jacket of color-coded Polyvinyl Chloride (PVC) per ICEA Method 1, Table E-1
- JACKET:** • Sunlight resistant and flame-retardant Polyvinyl Chloride (PVC) jacket
- LEGEND:** • CCI ROYAL XXAWG X/C 2010 SUBSTATION 600V 75C
- FEATURES:** • Rated 600V at 75°C
• High molecular weight polyethylene provides excellent chemical and electrical properties
- APPLICATIONS:** • Developed for control circuits in substations, power generation control rooms, and other industrial and utility applications
• Can be installed in cable trays, ducts or conduit, and Class 1 Division 2 hazardous locations
• Good general purpose control cable where sunlight and flame resistance are required
- OPTIONS:** • Consult factory for additional cable constructions including flexible stranding, shielding, and armored constructions.
• Non-stock item, minimums may apply
- INDUSTRY APPROVALS:** • ICEA S-73-532 • NEMA WC57
• EPA 40 CFR, Part 261, Subpart C, heavy metals per Table 1, TCLP method

Part Number	Gauge	No. Cond.	Stranding	PE Insulation Thickness		PVC Insulation Thickness		Jacket Thickness		Nominal OD		Weight	
				in.	mm.	in.	mm.	in.	mm.	in.	mm.	lbs./mft	kg/km
591401	14	1	7/.0242	0.030	0.75	0.015	0.38			0.162	0.24	20	29
591492	14	2 Flat	7/.0242	0.020	0.51	0.010	0.25	0.045	1.14	0.222 x 0.354	5.64 x 8.99	64	96
591403	14	3	7/.0242	0.020	0.51	0.010	0.25	0.045	1.14	0.388	0.58	89	133
591404	14	4	7/.0242	0.020	0.51	0.010	0.25	0.060	1.52	0.423	0.63	109	162
591405	14	5	7/.0242	0.020	0.51	0.010	0.25	0.060	1.52	0.461	0.69	134	199
591406	14	6	7/.0242	0.020	0.51	0.010	0.25	0.060	1.52	0.502	0.75	153	228
591407	14	7	7/.0242	0.020	0.51	0.010	0.25	0.060	1.52	0.502	0.75	168	250
591408	14	8	7/.0242	0.020	0.51	0.010	0.25	0.060	1.52	0.574	0.85	213	318
591409	14	9	7/.0242	0.020	0.51	0.010	0.25	0.060	1.52	0.616	0.92	243	362
591410	14	10	7/.0242	0.020	0.51	0.010	0.25	0.080	2.03	0.668	0.99	257	383
591411	14	11	7/.0242	0.020	0.51	0.010	0.25	0.080	2.03	0.668	0.99	277	413
591412	14	12	7/.0242	0.020	0.51	0.010	0.25	0.080	2.03	0.688	1.02	292	435
591413	14	13	7/.0242	0.020	0.51	0.010	0.25	0.080	2.03	0.724	1.08	317	471
591414	14	14	7/.0242	0.020	0.51	0.010	0.25	0.080	2.03	0.724	1.08	332	494
591415	14	15	7/.0242	0.020	0.51	0.010	0.25	0.080	2.03	0.763	1.14	366	545
591416	14	16	7/.0242	0.020	0.51	0.010	0.25	0.080	2.03	0.763	1.14	376	560
591417	14	17	7/.0242	0.020	0.51	0.010	0.25	0.080	2.03	0.804	1.20	401	597
591418	14	18	7/.0242	0.020	0.51	0.010	0.25	0.080	2.03	0.804	1.20	416	619
591419	14	19	7/.0242	0.020	0.51	0.010	0.25	0.080	2.03	0.804	1.20	431	641
591420	14	20	7/.0242	0.020	0.51	0.010	0.25	0.080	2.03	0.886	1.32	485	722
591423	14	23	7/.0242	0.020	0.51	0.010	0.25	0.080	2.03	0.928	1.38	569	847
591425	14	25	7/.0242	0.020	0.51	0.010	0.25	0.080	2.03	0.980	1.46	599	891
591427	14	27	7/.0242	0.020	0.51	0.010	0.25	0.080	2.03	1.000	1.49	658	980
591429	14	29	7/.0242	0.020	0.51	0.010	0.25	0.080	2.03	1.036	1.54	698	1039
591431	14	31	7/.0242	0.020	0.51	0.010	0.25	0.080	2.03	1.075	1.60	743	1105
591432	14	32	7/.0242	0.020	0.51	0.010	0.25	0.080	2.03	1.075	1.60	767	1142
591437	14	37	7/.0242	0.020	0.51	0.010	0.25	0.080	2.03	1.116	1.66	832	1238

Dimensions and weights are nominal and are subject to industry tolerances unless otherwise noted.

See page 94 for Ordering and Color Code information.



Coleman Cable Inc.

800.323.9355 • www.colemancable.com

Royal® 600V 20/10 PE/PVC/PVC

-25°C to 75°C Control Cable

Part Number	Gauge	No. Cond.	Stranding	PE Insulation Thickness		PVC Insulation Thickness		Jacket Thickness		Nominal OD		Weight	
				in.	mm.	in.	mm.	in.	mm.	in.	mm.	lbs./mft	kg/km
591201	12	1	7/.0305	0.030	0.75	0.015	0.38			0.182	0.27	30	44
591292	12	2 Flat	7/.0305	0.020	0.51	0.010	0.25	0.045	1.14	0.242 x 0.394	6.15 x 10.00	79	118
591203	12	3	7/.0305	0.020	0.51	0.010	0.25	0.045	1.14	0.431	0.64	119	177
591204	12	4	7/.0305	0.020	0.51	0.010	0.25	0.060	1.52	0.472	0.70	149	221
591205	12	5	7/.0305	0.020	0.51	0.010	0.25	0.060	1.52	0.515	0.77	178	265
591206	12	6	7/.0305	0.020	0.51	0.010	0.25	0.060	1.52	0.592	0.88	218	324
591207	12	7	7/.0305	0.020	0.51	0.010	0.25	0.060	1.52	0.592	0.88	248	368
591208	12	8	7/.0305	0.020	0.51	0.010	0.25	0.060	1.52	0.640	0.95	287	427
591209	12	9	7/.0305	0.020	0.51	0.010	0.25	0.060	1.52	0.689	1.02	327	486
591210	12	10	7/.0305	0.020	0.51	0.010	0.25	0.080	2.03	0.748	1.11	356	530
591211	12	11	7/.0305	0.020	0.51	0.010	0.25	0.080	2.03	0.748	1.11	381	567
591212	12	12	7/.0305	0.020	0.51	0.010	0.25	0.080	2.03	0.771	1.15	401	597
591213	12	13	7/.0305	0.020	0.51	0.010	0.25	0.080	2.03	0.812	1.21	441	656
591214	12	14	7/.0305	0.020	0.51	0.010	0.25	0.080	2.03	0.812	1.21	465	692
591215	12	15	7/.0305	0.020	0.51	0.010	0.25	0.080	2.03	0.857	1.28	545	810
591216	12	16	7/.0305	0.020	0.51	0.010	0.25	0.080	2.03	0.897	1.34	554	825
591217	12	17	7/.0305	0.020	0.51	0.010	0.25	0.080	2.03	0.944	1.40	604	899
591218	12	18	7/.0305	0.020	0.51	0.010	0.25	0.080	2.03	0.944	1.40	619	921
591219	12	19	7/.0305	0.020	0.51	0.010	0.25	0.080	2.03	0.944	1.40	634	943
591220	12	20	7/.0305	0.020	0.51	0.010	0.25	0.080	2.03	0.992	1.48	678	1009
591223	12	23	7/.0305	0.020	0.51	0.010	0.25	0.080	2.03	1.041	1.55	767	1142
591225	12	25	7/.0305	0.020	0.51	0.010	0.25	0.080	2.03	1.100	1.64	832	1238
591227	12	27	7/.0305	0.020	0.51	0.010	0.25	0.080	2.03	1.123	1.67	891	1326
591229	12	29	7/.0305	0.020	0.51	0.010	0.25	0.080	2.03	1.164	1.73	941	1400
591231	12	31	7/.0305	0.020	0.51	0.010	0.25	0.080	2.03	1.209	1.80	1005	1495
591232	12	32	7/.0305	0.020	0.51	0.010	0.25	0.080	2.03	1.209	1.80	1044	1554
591237	12	37	7/.0305	0.020	0.51	0.010	0.25	0.080	2.03	1.256	1.87	1198	1783
591001	10	1	7/.0385	0.030	0.75	0.015	0.38			0.205	0.31	45	66
591092	10	2 Flat	7/.0385	0.020	0.51	0.010	0.25	0.045	1.14	0.270 x 0.450	6.86 x 11.43	114	169
591003	10	3	7/.0385	0.020	0.51	0.010	0.25	0.045	1.14	0.481	0.72	163	243
591004	10	4	7/.0385	0.020	0.51	0.010	0.25	0.060	1.52	0.557	0.83	228	339
591005	10	5	7/.0385	0.020	0.51	0.010	0.25	0.060	1.52	0.607	0.90	277	413
591006	10	6	7/.0385	0.020	0.51	0.010	0.25	0.060	1.52	0.661	0.98	317	471
591007	10	7	7/.0385	0.020	0.51	0.010	0.25	0.060	1.52	0.661	0.98	351	523
591008	10	8	7/.0385	0.020	0.51	0.010	0.25	0.060	1.52	0.716	1.07	411	611
591009	10	9	7/.0385	0.020	0.51	0.010	0.25	0.060	1.52	0.772	1.15	470	700
591010	10	10	7/.0385	0.020	0.51	0.010	0.25	0.080	2.03	0.880	1.31	530	788
591011	10	11	7/.0385	0.020	0.51	0.010	0.25	0.080	2.03	0.880	1.31	574	854
591012	10	12	7/.0385	0.020	0.51	0.010	0.25	0.080	2.03	0.907	1.35	609	906
591013	10	13	7/.0385	0.020	0.51	0.010	0.25	0.080	2.03	0.953	1.42	663	987
591014	10	14	7/.0385	0.020	0.51	0.010	0.25	0.080	2.03	0.953	1.42	703	1046
591015	10	15	7/.0385	0.020	0.51	0.010	0.25	0.080	2.03	1.005	1.50	752	1120
591016	10	16	7/.0385	0.020	0.51	0.010	0.25	0.080	2.03	1.005	1.50	792	1179
591017	10	17	7/.0385	0.020	0.51	0.010	0.25	0.080	2.03	1.059	1.58	861	1282
591018	10	18	7/.0385	0.020	0.51	0.010	0.25	0.080	2.03	1.059	1.58	886	1319
591019	10	19	7/.0385	0.020	0.51	0.010	0.25	0.080	2.03	1.059	1.58	911	1355
591020	10	20	7/.0385	0.020	0.51	0.010	0.25	0.080	2.03	1.114	1.66	970	1444
591023	10	23	7/.0385	0.020	0.51	0.010	0.25	0.080	2.03	1.170	1.74	1114	1657
591025	10	25	7/.0385	0.020	0.51	0.010	0.25	0.080	2.03	1.238	1.84	1238	1842
591027	10	27	7/.0385	0.020	0.51	0.010	0.25	0.080	2.03	1.265	1.88	1317	1959
591029	10	29	7/.0385	0.020	0.51	0.010	0.25	0.080	2.03	1.311	1.95	1356	2018
591031	10	31	7/.0385	0.020	0.51	0.010	0.25	0.080	2.03	1.363	2.03	1495	2225
591032	10	32	7/.0385	0.020	0.51	0.010	0.25	0.080	2.03	1.363	2.03	1549	2306
591037	10	37	7/.0385	0.020	0.51	0.010	0.25	0.080	2.03	1.417	2.11	1737	2585

Dimensions and weights are nominal and are subject to industry tolerances unless otherwise noted.



Coleman Cable Inc.

800.323.9355 • www.colemancable.com

Seoprene® Compact 600®

-40°C to 90°C 600V, Reduced Diameter Flexing/Control Cable

TRAY CABLES



- CONDUCTOR:**
- 18 AWG – 12 AWG fully annealed stranded bare copper
 - Class K stranding per ASTM B 174
- INSULATION:**
- Industrial grade Polyvinyl Chloride (PVC)
 - Nylon-armored protective sheath
- JACKET:**
- Water, sunlight, and oil resistant Seoprene® Thermoplastic Elastomer (TPE)
 - Temperature range: -40°C to 90°C
- LEGEND:**
- CCI (SIZE) COMPACT 600V TFFN (OR THHN) E79406 (UL) TYPE TC 90C OIL RES I SUNLIGHT RESISTANT DIRECT BURIAL
- FEATURES:**
- Specially engineered reduced diameter makes this cable ideal for tight or restricted areas
 - Nylon-armored conductors reduce stress and fatigue during continuous flexing
- APPLICATIONS:**
- Cranes and hoists
 - High-flexing robotic systems
 - Pendant and reels
- INDUSTRY APPROVALS:**
- UL Standard 1277
 - RoHS

CONDUCTOR DATA:

Size AWG	Strands No. / O.D. (inches)	PVC Insul. (inches)	Nylon Armor (inches)	Approx. O.D. (inches)
18	16/.0100	0.015	0.004	0.088
16	19/.0117	0.015	0.004	0.097
14	19/.0147	0.015	0.004	0.112
12	19/.0185	0.015	0.004	0.131

No. Cond.	18 AWG TFFN Conductors			16 AWG TFFN Conductors			14 AWG THHN Conductors			12 AWG THHN Conductors		
	Part No.	Nom. OD	Weight lbs./mft	Part No.	Nom. OD	Weight lbs./mft	Part No.	Nom. OD	Weight lbs./mft	Part No.	Nom. OD	Weight lbs./mft
5	60505	0.355	68	60506	0.385	107	60507	0.410	116	60508	0.482	158
6	60605	0.380	79	60606	0.419	103	60607	0.446	141	60608	0.525	198
7	60705	0.380	85	60706	0.415	125	60707	0.468	160	60708	0.546	228
8	60805	0.408	97	60806	0.444	128	60807	0.481	177	60808	0.595	261
10	61005	0.470	122	61006	0.515	161	61007	0.614	239	61008	0.690	324
12	61205	0.484	137	61206	0.565	197	61207	0.606	261	61208	0.710	380
14	61405	0.502	149	61406	0.575	220	61417	0.655	305	61408	0.734	432
16	61605	0.565	180	61606	0.606	243	61607	0.693	337	61608	0.785	487
20	62005	0.611	221	62006	0.680	297	62007	0.759	419	62008	0.895	630
24	62405	0.680	267	62406	0.715	394	62407	0.846	493	62408	1.000	733
30	63005	0.715	338	63006	0.787	428	63007	0.889	601	63008	1.038	908
37	63705	0.770	430	63706	0.891	536	63707	0.982	755	63708	1.160	1106

Dimensions and weights are nominal and are subject to industry tolerances unless otherwise noted.

Tinned copper, shielding and other color codes available upon request.
See page 94 for Ordering and Color Code information.



Seoprene®

Coleman Cable Inc.
800.323.9355 • www.colemancable.com

Ordering Guide

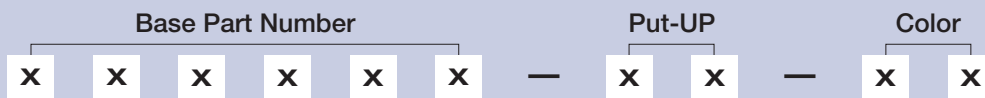
Put-Up	Ordering Suffix
Reel / 250 feet	04
Reel / 500 feet	05
Reel / 1,000 feet	06
Reel / 1,500 feet	07
Reel / 2,500 feet	09
Reel / 5,000 feet	10

* Other packaging available. Consult factory.

Color	Ordering Suffix
White	01
Yellow	02
Orange	03
Red	04
Green	05
Blue	06
Brown	07
Black	08
Gray	09
Pink	11
Tan	12
Purple	13

* Other colors and stripe available. Consult factory.

Part Number Convention



Example:

If you wish to order: 14/2 THHN PVC Shielded Tray Cable in black on 1000' reel.

Your order code would be:



Notes

TRAY CABLES





CCI's Copperfield® Brand is the industry leader in UL/CSA appliance, SAE automotive, military and industrial lead wire. Our state of the art production facilities are fully integrated to provide our customers with an array of copper fabrication and extrusion solutions.

Coleman Cable is one of the largest producers and of bare and tinned copper strand in North America. Our copper drawing capabilities range from 36 AWG to 4 AWG solid. Our diverse cabling equipment produces comprehensive bunch and rope constructions ranging from 26 AWG to 1000 MCM.

The Copperfield® brand also offers the broadest range of insulation materials in the industry from PVC, XLPE, EPDM, CPE, TPE, Silicone or Braided Silicone. The Copperfield product line is the most complete lead wire selection in the industry with over 250 UL, CSA, SAE, and Military styles and approvals.

CCI also maintains extensive laboratory facilities that can validate your cable's flame test, submersion, strip force or O.D. tolerance requirements. Regardless of your industry, environment, or application CCI is your lead wire solution.

Section Index

Appliance Wire

AWM 1061	97
AWM 1007-1059	98
Bare Copper AWM 1015-1028-BC-5W2	99
Bare Copper AWM 1283-1284-BC-5W2	100
Tinned Copper AWM 1015-1028-BC-5W2	101
Tinned Copper AWM 1283-1284-BC-5W2	102
AWM 3173-3195-3196 - SIS	103, 104
SIS-Switchboard VW-1	105
AWM 3271-3289-3321-3505	106
AWM 3212-3213	107
AWM 3239	108
SRML AWM 3074-3070-3071	109, 110
AWM 3340-3374	111
AWM 3499	112

Automotive

TWP	113
GPT (80°C)	114
GPT (105°C)	114
GPT (105°C) Marine	115
TXL	116
GXL	117
GXL (UL)	117
SXL	118
SGT Battery Cable (80°C)	119
SGT Battery Cable (105°C)	119
SGX Battery Cable	120
STX Battery Cable	121

Military

MIL-W-16878/1/Type B	122
MIL-W-16878/1/Type C	122

Building

Royal® Bare Copper	123
Triangle® TFFN/TFN/THHN	124
Corra/Clad® MC Cable	125, 126

Ordering Guide	127
----------------	-----

COPPERFIELD® UL STYLE 1061

CSA AWM I A/B (S-R PVC)

HOOK-UP WIRE / APPLIANCE WIRE



CONDUCTORS: • 26 AWG - 16 AWG Stranded Tinned Copper per ASTM B-33

INSULATION: • Color-Coded Semi-Rigid Polyvinyl Chloride (S-R PVC)

**TEMPERATURE RANGE/
VOLTAGE RATING:** • UL 1061: 80°C/300V
• CSM AWM I A/B: 80°C/300V
• MIL-W-16878/1 Type B: 105°C/600V

FLAME COMPLIANCES: • UL VW-1
• CSA FT-1

INDUSTRY APPROVALS: • UL Standard 758 - Style 1061
• CSA AWM I A/B
• MIL-W-16878/1 TYPE B

STANDARD COLORS: • Black • Orange • Blue • Violet
• White • Yellow • Brown • Green/Yellow
• Red • Green • Gray

OPTIONS: • Stripes available upon request (minimums may apply)
• Other copper constructions available upon request (minimums may apply)

Part Number	Gauge	Stranding	Nominal Wall		Nominal OD		Weight	
			in.	mm.	in.	mm.	lbs./mft	kg/km
F26001	26	7/34	0.009	0.23	0.038	0.97	1.4	2
F24001	24	7/.0076	0.009	0.23	0.045	1.14	2.9	4
F22014	22	7/.0096	0.009	0.23	0.051	1.30	2.8	4
F20059	20	10/30	0.009	0.23	0.058	1.47	4.0	6
F18032	18	16/30	0.009	0.23	0.067	1.70	6.1	9
F16024	16	26/30	0.009	0.23	0.078	1.98	9.3	14

Dimensions and weights are nominal and are subject to industry tolerances unless otherwise noted.

See page 127 for Ordering and Color Code information.



Coleman Cable Inc.
800.323.9355 • www.colemancable.com

COPPERFIELD® UL STYLE 1007/1569/1581

CSA AWM I A/B (PVC)

- CONDUCTORS:**
- 26 AWG - 12 AWG Stranded Tinned Copper per ASTM B-33
 - 24 AWG - 16 AWG Solid Tinned Copper per ASTM B-33
 - 24 AWG - 16 AWG Stranded, Topcoated Copper per ASTM B-33

- INSULATION:**
- Color-Coded Polyvinyl Chloride (PVC)

- TEMPERATURE RANGE/
VOLTAGE RATING:**
- UL 1007, UL 1581: 80°C/300V
 - UL 1569: 105°C/300V

- FLAME COMPLIANCES:**
- UL VW-1
 - CSA FT-1

- INDUSTRY APPROVALS:**
- UL Standard 758 - Styles 1007, 1569, & 1581
 - CSA AWM I A/B, TR-64

- STANDARD COLORS:**
- Black
 - White
 - Red
 - Orange
 - Yellow
 - Green
 - Blue
 - Brown
 - Gray
 - Violet
 - Green/Yellow

- OPTIONS:**
- Stripes available upon request (minimums may apply)
 - Other copper constructions available upon request (minimums may apply)



HOOK-UP WIRE / APPLIANCE WIRE

Part Number	Gauge	Stranding	Nominal Wall		Nominal OD		UL Style	CSA Style	Weight	
			in.	mm.	in.	mm.			lbs./mft	kg/km
Stranded Tinned Copper										
F26002	26	7/34	0.016	0.41	0.050	1.27	1007/1569	AWM/TR64	1.8	3
F24002	24	7/.0076	0.016	0.41	0.057	1.45	1007/1569	AWM/TR64	2.5	4
F22021	22	7/.0096	0.016	0.41	0.062	1.57	1007/1569	AWM/TR64	3.3	5
F20030	20	10/30	0.016	0.41	0.067	1.70	1007/1569	AWM/TR64	4.5	7
F18041	18	16/30	0.016	0.41	0.079	2.01	1007/1569	AWM/TR64	6.8	10
F16025	16	26/30	0.016	0.41	0.091	2.31	1007/1569	AWM/TR64	10.2	15
F14028	14	41/30	0.016	0.41	0.110	2.79	1569/1581	AWM/TR64	15.7	23
F12035	12	65/30	0.016	0.41	0.123	3.12	1569/1581	AWM I A/B	23.1	34
Solid Tinned Copper										
F24016	24	SOLID	0.016	0.41	0.052	1.32	1007/1569	AWM/TR64	2.5	4
F22020	22	SOLID	0.015	0.38	0.062	1.57	1007/1569	AWM/TR64	3.3	5
F20029	20	SOLID	0.015	0.38	0.067	1.70	1007/1569	AWM/TR64	4.5	7
F18039	18	SOLID	0.016	0.41	0.079	2.01	1007/1569	AWM/TR64	6.8	10
F16376	16	SOLID	0.016	0.41	0.091	2.31	1007/1569	AWM/TR64	10.2	15
Stranded, Topcoated Copper										
F24013	24	7/32	0.016	0.41	0.057	1.45	1007/1569	AWM/TR64	2.5	4
F22017	22	7/30	0.016	0.41	0.062	1.57	1007/1569	AWM/TR64	3.3	5
F20028	20	10/30	0.016	0.41	0.067	1.70	1007/1569	AWM/TR64	4.5	7
F18037	18	7/.0152	0.016	0.41	0.079	2.01	1007/1569	AWM/TR64	6.8	10
F16377	16	26/30	0.016	0.41	0.091	2.31	1007/1569	AWM/TR64	10.2	15

Dimensions and weights are nominal and are subject to industry tolerances unless otherwise noted.

See page 127 for Ordering and Color Code information.



Coleman Cable Inc.
800.323.9355 • www.colemancable.com

COPPERFIELD® UL STYLE 1011/1015/1028/1032/ 1230/1231/1335/1344 UL BC-5W2/MTW/THHW CSA AWM I A/B & TEW (PVC)

HOOK-UP WIRE / APPLIANCE WIRE



CONDUCTORS: • 22 AWG - 8 AWG Stranded Bare Copper per ASTM B-3
• 22 AWG - 12 AWG Solid Bare Copper per ASTM B-3

INSULATION: • Color-Coded Polyvinyl Chloride (PVC)

**TEMPERATURE RANGE/
VOLTAGE RATING:** • UL 1015/1011/1028/BC-5W2: 105°C/600V
• UL MTW: 90°C/300V
• UL THHW: 14 AWG - 8 AWG
• CSA AWM I A/B & TEW: 105°C/600V

FLAME COMPLIANCES: • UL VW-1
• CSA FT-1

INDUSTRY APPROVALS: • UL Standard 758 - Styles 1011/1015/1028/1032/1230/1231/1335/1344
• UL Standard 1063 - MTW
• UL Standard 1426 - BC-5W2
• CSA AWM I A/B & TEW
• SAE J378

STANDARD COLORS: • Black • Orange • Blue • Violet
• White • Yellow • Brown • Green/Yellow
• Red • Green • Gray

OPTIONS: • Stripes available upon request (minimums may apply)
• Other copper constructions available upon request (minimums may apply)

Part Number	Gauge	Stranding	Nominal Wall		Nominal OD		Weight	
			in.	mm.	in.	mm.	lbs./mft	kg/km
UL Styles 1011/1015/1032/1230/1335								
F22023	22	7/.0076	0.030	0.76	0.091	2.31	5.5	8
F20033	20	10/30	0.030	0.76	0.099	2.51	7.1	11
F18043	18	16/30	0.030	0.76	0.106	2.69	9.3	14
F22155	22	Solid	0.030	0.76	0.087	2.21	5.5	8
F20032	20	Solid	0.030	0.76	0.099	2.51	7.1	11
F18042	18	Solid	0.030	0.76	0.102	2.59	9.3	14
F16026	16	Solid	0.030	0.76	0.114	2.90	13.0	19
F14029	14	Solid	0.030	0.76	0.124	3.15	18.5	28
UL Styles 1011/1015/1032/1230/1335 & UL BC-5W2								
F16027	16	26/30	0.030	0.76	0.117	2.97	13.0	19
F14030*	14	19/.0147	0.030	0.76	0.132	3.35	22.2	33
F08008	8	133/29	0.045	1.14	0.252	6.40	67.0	100
UL Styles 1011/1015/1032/1230/1335 & UL BC-5W2/THHW								
F14032	14	41/30	0.030	0.76	0.132	3.35	18.5	28
F12022	12	65/30	0.030	0.76	0.151	3.84	26.9	40
F10010	10	105/30	0.030	0.76	0.175	4.45	40.6	60
UL Styles 1011/1028/1032/1230/1344 & UL BC-5W2/THHW								
F08023	8	19/.0295	0.045	1.14	0.247	6.27	67.9	101
UL Styles 1028/1231								
F12025	12	19/.0185	0.045	1.14	0.184	4.67	32.0	48
F10029	10	19/.0185	0.045	1.14	0.202	5.13	46.2	69
UL Styles 1015/1230								
F12055	12	Solid	0.030	0.76	0.145	3.68	26.9	40

Dimensions and weights are nominal and are subject to industry tolerances unless otherwise noted.

See page 127 for Ordering and Color Code information.



Coleman Cable Inc.
800.323.9355 • www.colemancable.com

COPPERFIELD® UL STYLE 1283/1284/1232/1346/ 1339/10269 UL BC-5W2, MTW or CT TRAY RATED CSA AWM I A/B & TEW (PVC)

CONDUCTORS: • 6 AWG - 750 MCM Stranded Bare Copper

INSULATION: • Color-Coded Polyvinyl Chloride (PVC)

**TEMPERATURE RANGE/
VOLTAGE RATING:**

- UL 1283/1284/1232/1346/1339/BC-5W2: 105°C/600V
- UL 10269: 105°C/1000V
- UL MTW: 90°C/600V
- CSA AWM I A/B & TEW: 105°C/600V

FLAME COMPLIANCES:

- UL VW-1
- CSA FT-1

INDUSTRY APPROVALS:

- UL Standard 758 - Styles 1232/1283/1284/1339/1346/10269
- UL Standard 1063 - MTW
- UL Standard 83 - THHW
- UL Standard 1426 - BC-5W2: 6 AWG - 4/0 AWG
- CSA AWM I A/B & TEW
- UL CT Tray Rated: 1/0 AWG - 750 MCM
- SAE J1127 Type SGT (6 AWG - 4/0 AWG)

STANDARD COLORS:

- Black
- Orange
- Blue
- Violet
- White
- Yellow
- Brown
- Green/Yellow
- Red
- Green
- Gray

OPTIONS:

- Stripes available upon request (minimums may apply)
- Other copper constructions available upon request (minimums may apply)



HOOK-UP WIRE / APPLIANCE WIRE

Part Number	Gauge	Stranding	Nominal Wall		Nominal OD		Weight	
			in.	mm.	in.	mm.	lbs./mft	kg/km
UL Styles 1283/1232/1346/10269 & UL BC-5W2 & THHW								
F06005	6	133/27	0.060	1.52	0.324	8.23	110.0	164
F04053	4	133/25	0.060	1.52	0.387	9.83	153.0	228
F02049	2	133/23	0.060	1.52	0.452	11.48	256.0	381
F01028	1	133/22	0.060	2.03	0.535	13.59	324.0	482
UL Styles 1284/1232/1338/10269 & UL BC-5W2 & THHW & CT Tray Rated								
F1T043	1/0	259/24	0.080	2.03	0.561	14.25	401.0	597
F2T040	2/0	259/23	0.080	2.03	0.625	15.88	485.0	722
F3T034	3/0	259/22	0.080	2.03	0.666	16.92	610.0	908
F4T029	4/0	259/21	0.080	2.03	0.735	18.67	800.0	1191
UL Styles 1284/1339/10269 & UL CT Tray Rated & THHW								
F25006	250 MCM	2451/30	0.094	2.41	0.835	21.21	978.0	1455
51535	350 MCM	3458/30	0.100	2.54	1.045	26.54	1350.0	2009
51540	400 MCM	4123/30	0.100	2.54	1.160	29.46	1475.0	2195
51550	500 MCM	5054/30	0.115	2.92	1.270	32.26	1968.0	2929
51549	750 MCM	7581/30	0.115	2.92	1.380	35.05	2853.0	4246

Dimensions and weights are nominal and are subject to industry tolerances unless otherwise noted.

See page 127 for Ordering and Color Code information.



Coleman Cable Inc.
800.323.9355 • www.colemancable.com

COPPERFIELD® UL STYLE 1011/1015/1028/1032/ 1230/1231/1335/1344 UL BC-5W2/MTW/THHW CSA AWM I A/B & TEW (PVC)

HOOK-UP WIRE / APPLIANCE WIRE



CONDUCTORS: • 22 AWG - 8AWG Stranded Tinned Copper per ASTM B-33
• 22 AWG - 10 AWG Solid Tinned Copper per ASTM M-33

INSULATION: • Color-Coded Polyvinyl Chloride (PVC)

**TEMPERATURE RANGE/
VOLTAGE RATING:** • UL 1011/1015/1028/BC-5W2: 105°C/600V
• UL MTW: 90°C/600V
• CSA AWM I A/B & TEW: 105°C/600V

FLAME COMPLIANCES: • UL VW-1
• CSA FT-1

INDUSTRY APPROVALS: • UL Standard 758 - Styles 1011/1015/1028/1032/1230/1231/1335/1344
• UL Standard 1063 - MTW
• UL Standard 1426 - BC-5W2: 16 AWG - 8 AWG
• CSA AWM I A/B & TEW
• UL THHW
• UL CT Tray Rated
• SAE J378

STANDARD COLORS: • Black • Orange • Blue • Violet
• White • Yellow • Brown • Green/Yellow
• Red • Green • Gray

OPTIONS: • Stripes available upon request (minimums may apply)
• Other copper constructions available upon request (minimums may apply)

Part Number	Gauge	Stranding	Nominal Wall		Nominal OD		Weight	
			in.	mm.	in.	mm.	lbs./mft	kg/km
UL Styles 1011/1015/1032/1230/1335								
F22027	22	7/0096	0.030	0.76	0.091	2.31	5.5	8
F20037	20	10/30	0.030	0.76	0.099	2.51	7.1	11
F18054	18	16/30	0.030	0.76	0.106	2.69	9.3	14
F22035	22	Solid	0.030	0.76	0.091	0.094	5.5	8
F20036	20	Solid	0.030	0.76	0.099	0.096	7.1	11
F18109	18	Solid	0.030	0.76	0.106	0.102	9.3	14
F16067	16	Solid	0.030	0.76	0.117	0.112	12.9	19
F14062	14	Solid	0.030	0.76	0.132	0.130	18.4	27
UL Styles 1011/1015/1032/1230/1335 & BC-5W2								
F16032	16	26/30	0.030	0.76	0.117	2.97	12.9	19
F10192	10	Solid	0.030	0.76	0.175	4.45	40.6	60
UL Styles 1011/1015/1032/1230/1335 & BC-5W2/THHW								
F14037	14	41/30	0.030	0.76	0.132	3.35	18.4	27
F12024	12	65/30	0.030	0.76	0.151	3.84	26.9	40
F10012	10	105/30	0.030	0.76	0.175	4.45	40.6	60
UL Styles 1011/1028/1231/1344 & UL BC-5W2/THHW								
F08010	8	133/29	0.045	1.14	0.252	6.40	72.0	107
UL Styles 1028/1032/1232/1283/1346 & UL BC-5W2/THHW								
F08115	8	133/29	0.060	1.52	0.295	7.49	78.0	116

Dimensions and weights are nominal and are subject to industry tolerances unless otherwise noted.

See page 127 for Ordering and Color Code information.



Coleman Cable Inc.
800.323.9355 • www.colemancable.com

COPPERFIELD® UL STYLE 1283/1284/1232/1346/ 1339/10269 UL BC-5W2, MTW or CT TRAY RATED CSA AWM I A/B & TEW (PVC)

CONDUCTORS: • 6 AWG - 750 MCM Stranded Tinned Copper

INSULATION: • Color-Coded Polyvinyl Chloride (PVC)

**TEMPERATURE RANGE/
VOLTAGE RATING:**

- UL 1011/1015/1028/BC-5W2: 105°C/600V
- UL MTW: 90°C/600V
- CSA AWM I A/B & TEW: 105°C/600V

FLAME COMPLIANCES:

- UL VW-1
- CSA FT-1

INDUSTRY APPROVALS:

- UL Standard 758 - Styles 1232/1283/1284/1339/1346/10269
- UL Standard 1063 - MTW
- UL Standard 1426 - BC-5W2: 6 AWG - 4/0 AWG
- UL CT Tray Rated: 1/0 AWG - 750 MCM
- CSA AWM I A/B (6 AWG - 750 MCM), TEW (6 AWG - 4/0 AWG)
- UL THHW

STANDARD COLORS:

- Black
- White
- Red
- Orange
- Yellow
- Green
- Blue
- Brown
- Gray
- Violet
- Green/Yellow

OPTIONS:

- Stripes available upon request (minimums may apply)
- Other copper constructions available upon request (minimums may apply)



HOOK-UP WIRE / APPLIANCE WIRE

Part Number	Gauge	Stranding	Nominal Wall		Nominal OD		Weight	
			in.	mm.	in.	mm.	lbs./mft	kg/km
UL Styles 1232/1283/1346/10269								
F06006	6	133/27	0.060	1.52	0.324	8.23	113.0	168
F04042	4	133/25	0.060	1.52	0.387	9.83	166.0	247
F02048	2	133/23	0.060	1.52	0.452	11.48	259.0	385
UL Styles 1232/1284/1338/10269								
F01041	1	259/25	0.080	2.03	0.521	13.23	324.0	482
F1T079	1/0	259/24	0.080	2.03	0.561	14.25	401.0	597
F2T029	2/0	259/23	0.080	2.03	0.660	16.76	495.0	737
F3T052	3/0	259/22	0.080	2.03	0.666	16.92	601.0	894
F4T030	4/0	551/24	0.080	2.03	0.740	18.80	773.0	1150
UL Styles 1284/1339/10269 & UL CT Tray Rated								
F25008	250 MCM	2421/30	0.095	2.41	0.835	21.21	934.0	1390
52535	350 MCM	3458/30	0.100	2.54	1.045	26.54	1350.0	2009
52540	400 MCM	4123/30	0.100	2.54	1.160	29.46	1475.0	2195
52550	500 MCM	5054/30	0.115	2.92	1.270	32.26	1968.0	2929
52585	750 MCM	7581/30	0.115	2.92	1.380	35.05	2853.0	4246

Dimensions and weights are nominal and are subject to industry tolerances unless otherwise noted.

See page 127 for Ordering and Color Code information.



Coleman Cable Inc.
800.323.9355 • www.colemancable.com

COPPERFIELD® UL STYLE 3173/3195/3237 & UL SIS

CSA AWM I A/B & CL 1251 (XLPE)

HOOK-UP WIRE / APPLIANCE WIRE



CONDUCTORS: • 22 AWG - 8 AWG Stranded Bare Copper

INSULATION: • Color-Coded Cross-Linked Polyethylene (XLPE)

**TEMPERATURE RANGE/
VOLTAGE RATING:**

- UL 3173/3195/3237: 125°C/600V
- CSA CL 1251: 125°C/600V
- CSA AWM I A/B: 125°C/600V

FLAME COMPLIANCES: • CSA FT-2

INDUSTRY APPROVALS: • UL Standard 758 - Styles 3173/3195/3237
• UL SIS
• CSA AWM I A/B, CL 1251

STANDARD COLORS:

• Black	• Orange	• Blue	• Violet
• White	• Yellow	• Brown	• Green/Yellow
• Red	• Green	• Gray	

OPTIONS: • Stripes available upon request (minimums may apply)
• Other copper constructions available upon request (minimums may apply)

Part Number	Gauge	Stranding	Nominal Wall		Nominal OD		Weight	
			in.	mm.	in.	mm.	lbs./mft	kg/km
UL Styles 3173								
F22052	22	7/0096	0.030	0.76	0.090	2.29	5.4	8
F20043	20	10/30	0.030	0.76	0.103	2.62	7.5	11
UL Styles 3173/3237								
F18076	18	16/30	0.030	0.76	0.108	2.74	9.5	14
F16042	16	26/30	0.030	0.76	0.119	3.02	13.0	19
UL Styles 3173/3237 & SIS								
F14044	14	41/30	0.030	0.76	0.136	3.45	19.0	28
F12030	12	65/30	0.030	0.76	0.155	3.94	28.0	42
F10016	10	105/30	0.030	0.76	0.170	4.32	430	64
UL Styles 3195								
F08119	8	133/29	0.045	1.14	0.261	6.63	71.0	106

Dimensions and weights are nominal and are subject to industry tolerances unless otherwise noted.

See page 127 for Ordering and Color Code information.



Coleman Cable Inc.
800.323.9355 • www.colemancable.com

COPPERFIELD® UL STYLE 3173/3195/3196/3237 & UL SIS

CSA AWM I A/B & CL 1251 (XLPE)

CONDUCTORS: • 22 AWG - 2 AWG Stranded Tinned Copper per ASTM B-33

INSULATION: • Color-Coded Cross-Linked Polyethylene (XLPE)

**TEMPERATURE RANGE/
VOLTAGE RATING:** • UL 3173/3195/3196/3237: 125°C/600V
• CSA CL 1251: 125°C/600V
• CSA AWM I A/B: 125°C/600V

FLAME COMPLIANCES: • CSA FT-2

INDUSTRY APPROVALS: • UL Standard 758 - Styles 3173/3195/3196/3237
• UL SIS
• CSA AWM I A/B, CL 1251

STANDARD COLORS: • Black • Orange • Blue • Violet
• White • Yellow • Brown • Green/Yellow
• Red • Green • Gray

OPTIONS: • Stripes available upon request (minimums may apply)
• Other copper constructions available upon request (minimums may apply)



HOOK-UP WIRE / APPLIANCE WIRE

Part Number	Gauge	Stranding	Nominal Wall		Nominal OD		Weight	
			in.	mm.	in.	mm.	lbs./mft	kg/km
UL Styles 3173								
F22030	22	7/.0096	0.030	0.76	0.090	2.29	5.4	8
F20046	20	10/30	0.030	0.76	0.103	2.62	7.5	11
UL Styles 3173/3237								
F18082	18	16/30	0.030	0.76	0.108	2.74	8.8	13
F16047	16	26/30	0.030	0.76	0.119	3.02	12.0	18
UL Styles 3173/3237 & SIS								
F14047	14	41/30	0.030	0.76	0.136	3.45	17.3	26
F12032	12	65/30	0.030	0.76	0.155	3.94	25.1	37
F10018	10	105/30	0.030	0.76	0.187	4.75	38.5	57
UL Styles 3195/3237 & SIS								
F08050	8	133/29	0.045	1.14	0.261	6.63	69.2	103
UL Styles 3196/3237 & SIS								
F06078	6	133/27	0.060	1.52	0.338	8.59	115.0	171
F04029	4	133/25	0.060	1.52	0.380	9.65	173.0	257
UL Styles 3196								
F02097	2	665/30	0.060	1.52	0.471	11.96	267.0	397
F02058	2	133/23	0.060	1.52	0.471	11.96	266.0	396
F02041	2	259/26	0.060	1.52	0.471	11.96	256.0	381

Dimensions and weights are nominal and are subject to industry tolerances unless otherwise noted.

See page 127 for Ordering and Color Code information.



Coleman Cable Inc.
800.323.9355 • www.colemancable.com

COPPERFIELD® UL SIS

CSA RW90 (XLPE)

HOOK-UP WIRE / APPLIANCE WIRE



CONDUCTORS: • 14 AWG - 4/0 AWG Stranded Tinned Copper per ASTM B-33

INSULATION: • Color-Coded Flame-Retardant Cross-Linked Polyethylene (FR-XLPE)

**TEMPERATURE RANGE/
VOLTAGE RATING:** • UL 44: 90°C/600V
• CSA C22.2 No. 38: 90°C/600V
• CSA RW90: 90°C/600V

FLAME COMPLIANCES: • UL VW-1
• CSA FT-1 & FT-2

INDUSTRY APPROVALS: • UL Standard 44 - XHHW-2
• UL C22.2 No. 38
• CSA RW90

STANDARD COLORS: • Black • Orange • Blue • Violet
• White • Yellow • Brown • Green/Yellow
• Red • Green • Gray

OPTIONS: • Stripes available upon request (minimums may apply)
• Other copper constructions available upon request (minimums may apply)

Part Number	Gauge	Stranding	Nominal Wall		Nominal OD		Weight	
			in.	mm.	in.	mm.	lbs./mft	kg/km
F14453	14	41/30	0.030	0.76	0.127	3.23	19.0	28
F12218	12	65/30	0.030	0.76	0.145	3.68	25.0	37
18810	10	104/30	0.030	0.76	0.1668	4.27	41.0	61
18808	8	133/29	0.045	1.14	0.246	6.25	69.0	103
18806	6	133/27	0.045	1.14	0.277	7.04	105.0	156
18804	4	133/.0177	0.045	1.14	0.326	8.28	159.0	237
18802	2	133/23	0.045	1.14	0.388	9.86	243.0	362
18821	1/0	1064/30	0.055	1.40	0.477	12.12	563.0	838
18822	2/0	1330/30	0.055	1.40	0.517	13.13	717.0	1067
18823	3/0	1672/30	0.055	1.40	0.571	14.50	902.0	1342
18824	4/0	2109/30	0.055	1.40	0.633	16.08	1121.0	1668

Dimensions and weights are nominal and are subject to industry tolerances unless otherwise noted.

See page 127 for Ordering and Color Code information.



Coleman Cable Inc.
800.323.9355 • www.colemancable.com

COPPERFIELD® UL STYLE 3271/3289/3321/3505

CSA CL1503 (XLPE)

CONDUCTORS: • 18 AWG - 1 AWG Stranded Tinned Copper per ASTM B-33

INSULATION: • Color-Coded Irradiated Cross-Linked Polyethylene (XLPE)

TEMPERATURE RANGE/

VOLTAGE RATING:

- UL 758: 150°C/600VAC 750VDC
- CSA AWM: 150°C/600V
- CSA CL 1503

FLAME COMPLIANCES:

- CSA FT-1 & FT-2

INDUSTRY APPROVALS:


- UL Standard 758 - Styles 3271/3289/3321/3505
- CSA AWM I A/B, CL 1503

STANDARD COLORS:

- Black
- Orange
- Blue
- Violet
- White
- Yellow
- Brown
- Green/Yellow
- Red
- Green
- Gray

OPTIONS:

- Stripes available upon request (minimums may apply)
- Other copper constructions available upon request (minimums may apply)



Part Number	Gauge	Stranding	Nominal Wall		Nominal OD		Weight	
			in.	mm.	in.	mm.	lbs./mft	kg/km
F18249	18	16/30	0.030	0.76	0.110	2.79	9.3	14
F16100	16	26/30	0.030	0.76	0.123	3.12	13.3	20
F14096	14	41/30	0.030	0.76	0.138	3.51	18.5	28
F12065	12	65/30	0.030	0.76	0.157	3.99	26.8	40
F10058	10	105/30	0.030	0.76	0.181	4.60	40.4	60
F08040	8	133/29	0.045	1.14	0.257	6.53	69.5	103
F06029	6	133/27	0.060	1.52	0.335	8.51	110.0	164
F04019	4	133/25	0.060	1.52	0.385	9.78	173.0	257
F02018	2	259/26	0.060	1.52	0.458	11.63	254.0	378
F01018	1	259/25	0.080	2.03	0.536	13.61	336.0	500

Dimensions and weights are nominal and are subject to industry tolerances unless otherwise noted.

See page 127 for Ordering and Color Code information.



Coleman Cable Inc.

800.323.9355 • www.colemancable.com

COPPERFIELD® UL STYLE SR/3212/3213

CSA AWM I A (Braidless Silicone Rubber)

HOOK-UP WIRE / APPLIANCE WIRE



CONDUCTORS: • 18 AWG - 6 AWG Stranded Tinned Copper per ASTM B-33

INSULATION: • Color-Coded Braidless Silicone Rubber

**TEMPERATURE RANGE/
VOLTAGE RATING:** • UL 758: 150°C/600V
• CSA AWM: 150°C/600V
• CSA CL 1503

FLAME COMPLIANCES: • UL VW-1
• CSA FT-2

INDUSTRY APPROVALS: • UL Standard 758 - Styles 3212/3213
• CSA AWM I A

STANDARD COLORS: • Black • Blue • Violet
• White • Yellow
• Red • Green

OPTIONS: • Other colors available upon request (minimums may apply)
• Other copper constructions available upon request (minimums may apply)

Part Number	Gauge	Stranding	Nominal Wall		Nominal OD		Weight	
			in.	mm.	in.	mm.	lbs./mft	kg/km
F18008	18	16/30	0.045	1.14	0.142	3.61	12.0	18
F16005	16	26/30	0.045	1.14	0.155	3.94	16.0	24
F14009	14	41/30	0.045	1.14	0.169	4.29	22.0	33
F12006	12	65/30	0.045	1.14	0.185	4.70	31.0	46
F10023	10	105/30	0.045	1.14	0.207	5.26	45.0	67
F08021	8	133/29	0.060	1.52	0.290	7.37	80.0	119
F06010	6	133/27	0.060	1.52	0.332	8.43	116.0	173

Dimensions and weights are nominal and are subject to industry tolerances unless otherwise noted.

See page 127 for Ordering and Color Code information.



Coleman Cable Inc.
800.323.9355 • www.colemancable.com

COPPERFIELD® UL STYLE 3239

CSA AWM I A (Braidless Silicone Rubber)

CONDUCTORS: • 22 AWG - 10 AWG Stranded Tinned Copper per ASTM B-33

INSULATION: • Color-Coded Braidless Silicone Rubber

TEMPERATURE RANGE/

VOLTAGE RATING: • UL 758: 150°C/15KVDC, 25 KVDC, 40 KVDC

FLAME COMPLIANCES: • UL VW-1

INDUSTRY APPROVALS: • UL Standard 758 - Styles 3239

STANDARD COLORS: • Black • Blue • Violet
• White • Yellow
• Red • Green

OPTIONS: • Other colors available upon request (minimums may apply)
• Other copper constructions available upon request (minimums may apply)



HOOK-UP WIRE / APPLIANCE WIRE

Part Number	Gauge	Stranding	Nominal Wall		Nominal OD		Voltage	Weight	
			in.	mm.	in.	mm.		lbs./mft	kg/km
F22002	22	7/30	0.045	1.14	0.120	3.05	15KV	8.0	12
F22004	22	7/30	0.062	1.57	0.156	3.96	25KV	11.0	16
F22104	22	7/30	0.097	2.46	0.225	5.72	40KV	21.0	31
F20003	20	10/30	0.045	1.14	0.129	3.28	15KV	10.0	15
F20006	20	10/30	0.062	1.57	0.172	4.37	25KV	14.0	21
F20240	20	10/30	0.097	2.46	0.232	5.89	40KV	25.0	37
F18003	18	16/30	0.045	1.14	0.140	3.56	15KV	12.0	18
F18005	18	16/30	0.062	1.57	0.172	4.37	25KV	16.0	24
F18382	18	16/30	0.097	2.46	0.242	6.15	40KV	28.0	42
F16002	16	26/30	0.045	1.14	0.151	3.84	15KV	16.0	24
F16158	16	26/30	0.062	1.57	0.180	4.57	25KV	21.0	31
F16378	16	26/30	0.097	2.46	0.252	6.40	40KV	33.0	49
F14003	14	41/30	0.045	1.14	0.170	4.32	15KV	22.0	33
F14005	14	41/30	0.062	1.57	0.210	5.33	25KV	27.0	40
F14472	14	41/30	0.097	2.46	0.268	6.81	40KV	40.0	60
F12001	12	65/30	0.045	1.14	0.178	4.52	15KV	31.0	46
F12100	12	65/30	0.062	1.57	0.215	5.46	25KV	36.0	54
F12229	12	65/30	0.097	2.46	0.285	7.24	40KV	50.0	74
F10020	10	105/30	0.045	1.14	0.204	5.18	15KV	44.0	65
F10193	10	105/30	0.062	1.57	0.248	6.30	25KV	51.0	76
F10194	10	105/30	0.097	2.46	0.318	8.08	40KV	67.0	100

Dimensions and weights are nominal and are subject to industry tolerances unless otherwise noted.

See page 127 for Ordering and Color Code information.



Coleman Cable Inc.
800.323.9355 • www.colemancable.com

COPPERFIELD® SRML UL STYLE 3068/3070/ 3071/3074/3075/3101/3122/3125/3127/3172

CSA SEW-1/SEWF-1/SEW-2/SEWF-2 (Braided Silicone Rubber)

HOOK-UP WIRE / APPLIANCE WIRE



- CONDUCTORS:**
- 22 AWG - 8 AWG Stranded Tinned Copper per ASTM B-33
 - 22 AWG - 12 AWG Solid Tinned Copper per ASTM B-33
 - 18 AWG Overcoated Copper
 - 22 AWG - 18 AWG Nickel Plated Copper per ASTM B-355

- INSULATION:**
- Color-Coded Braided Silicone Rubber

- TEMPERATURE RANGE/
VOLTAGE RATING:**
- UL: 150°C & 200°C/300V & 600V
 - CSA: 150°C & 200°C/300V & 600V

- FLAME COMPLIANCES:**
- UL FT-1
 - CSA FT-1

- INDUSTRY APPROVALS:**
- UL Standard 758 - Styles 3068/3070/3071/3074/3075/3101/
3122/3125/3127/3172/3704
 - CSA C22.2 No. 127: SEW-1/SEW-2/SEWF-1/SEWF-2

- STANDARD COLORS:**
- Black
 - Blue
 - Violet
 - White
 - Yellow
 - Red
 - Green

- OPTIONS:**
- Other colors available upon request (minimums may apply)
 - Other copper constructions available upon request (minimums may apply)

Part Number	Gauge	Stranding	Nominal Wall		Nominal OD		Weight	
			in.	mm.	in.	mm.	lbs./mft	kg/km
UL Style 3068, CSA SEWF-1, 150°C/300V - Tinned Copper								
F22098	22	7/30	0.015	0.38	0.067	1.70	4.8	7
UL Style 3070, CSA SEWF-2, 150°C/600V - Tinned Copper								
F18098	18	16/30	0.030	0.76	0.106	2.69	10.2	15
F14053	14	41/30	0.030	0.76	0.132	3.35	21.0	31
F12046	12	65/30	0.030	0.76	0.155	3.94	32.0	48
F08024	8	133/29	0.060	1.52	0.287	7.29	81.0	121
UL Style 3071, CSA SEW-2, 200°C/600V - Tinned Copper								
F18096	18	7/.0152	0.030	0.76	0.106	2.69	10.3	15
F14052	14	7/.0242	0.030	0.76	0.132	3.35	20.0	30
F18369	18	Solid	0.030	0.76	0.103	2.62	10.0	15
F14054	12	Solid	0.030	0.76	0.130	3.30	21.0	31

Dimensions and weights are nominal and are subject to industry tolerances unless otherwise noted.

See page 127 for Ordering and Color Code information.



Coleman Cable Inc.
800.323.9355 • www.colemancable.com

COPPERFIELD® SRML UL STYLE 3068/3070/ 3071/3074/3075/3101/3122/3125/3127/3172

CSA SEW-1/SEWF-1/SEW-2/SEWF-2 (Braided Silicone Rubber)

HOOK-UP WIRE / APPLIANCE WIRE

Part Number	Gauge	Stranding	Nominal Wall		Nominal OD		Weight	
			in.	mm.	in.	mm.	lbs./mft	kg/km
UL STYLE 3071, CSA SEW-2, 200°C/600V - Nickel Plated Copper								
F16245	16	7/.0192	0.030	0.76	0.120	3.05	14.6	22
F16229	16	26/30	0.030	0.76	0.122	3.10	15.3	23
F14205	14	41/30	0.030	0.76	0.140	3.56	23.2	35
UL STYLE 3071, CSA SEW-2, 200°C/600V - Overcoated Copper								
F18363	18	7/.0152	0.030	0.76	0.108	2.74	11.1	17
UL STYLE 3071, CSA SEWF-2, 200°C/600V - Tinned Copper								
F16056	16	7/.0192	0.030	0.76	0.117	2.97	14.0	21
UL STYLE 3071, CSA SEWF-2, 200°C/600V - Nickel Plated Copper								
F16252	16	Solid	0.030	0.76	0.113	2.87	13.7	20
UL STYLE 3074, CSA SEW-2, 200°C/600V - Nickel Plated Copper								
F18366	18	Solid	0.030	0.76	0.103	2.62	10.2	15
F12147	14	Solid	0.030	0.76	0.143	3.63	29.7	44
F12047	12	19/.0185	0.030	0.76	0.155	3.94	29.0	43
UL STYLE 3075, CSA SEW-2, 200°C/600V - Nickel Plated Copper								
F20123	20	10/30	0.030	0.76	0.096	2.44	7.8	12
UL STYLE 3101, CSA SEWF-2, 150°C/600V - Tinned Copper								
F16057	16	26/30	0.030	0.76	0.117	2.97	14.0	21
UL STYLE 3122, CSA SEW-1, 200°C/300V - Tinned Copper								
F22080	22	Solid	0.015	0.38	0.058	1.47	4.0	6
F18252	18	7/.0152	0.015	0.38	0.080	2.03	8.0	12
F16055	16	7/.0192	0.015	0.38	0.093	2.36	11.5	17
UL STYLE 3122, CSA SEW-1, 200°C/300V - Overcoated Copper								
F18360	18	7/.0152	0.015	0.38	0.080	2.03	8.7	13
UL STYLE 3122, CSA SEWF-1, 200°C/300V - Nickel Plated Copper								
F22086	22	7/30	0.015	0.38	0.062	1.57	4.5	7
F18344	18	16/30	0.015	0.38	0.062	1.57	7.9	12
UL STYLE 3172, CSA SEW-2, 200°C/600V - Tinned Copper								
F22083	22	Solid	0.030	0.76	0.088	2.24	6.2	9
UL STYLE 3075, CSA SEWF-2, 200°C/600V - Tinned Copper								
F10043	10	19/.0234	0.045	1.14	0.207	5.26	49.8	74
UL STYLE 3125, CSA SEW-2, 200°C/600V - Tinned Copper								
F08025	8	54/25	0.060	1.52	0.275	6.99	82.1	122

Dimensions and weights are nominal and are subject to industry tolerances unless otherwise noted.

See page 127 for Ordering and Color Code information.



Coleman Cable Inc.
800.323.9355 • www.colemancable.com

COPPERFIELD® UL STYLE 3340/3374

CSA CL 1503 (EPDM)

HOOK-UP WIRE / APPLIANCE WIRE



CONDUCTORS: • 18 AWG - 4/0 AWG Stranded Tinned Copper per ASTM B-33

INSULATION: • Color-Coded Ethylene Propylene (EPDM)

**TEMPERATURE RANGE/
VOLTAGE RATING:** • UL 758: 125°C/600V Flexing, 150°C/600V Non-Flexing
• CSA AWM: 125°C/600V
• CSA CL 1503 (150°C)

FLAME COMPLIANCES: • CSA FT-2

INDUSTRY APPROVALS: • UL Standard 758 - Styles 3340/3374
• CSA AWM I A/B, CL 1503

STANDARD COLORS: • Black • Orange • Blue
• White • Yellow
• Red • Green

OPTIONS: • Other colors & stripes available upon request (minimums may apply)
• Other copper constructions available upon request (minimums may apply)

Part Number	Gauge	Stranding	Nominal Wall		Nominal OD		Weight	
			in.	mm.	in.	mm.	lbs./mft	kg/km
F18176	18	16/30	0.045	1.14	0.140	3.56	12.0	18
F16103	16	26/30	0.045	1.14	0.153	3.89	17.0	25
F14168	14	41/30	0.045	1.14	0.168	4.27	22.0	33
F12062	12	65/30	0.045	1.14	0.184	4.67	31.0	46
F10024	10	105/30	0.045	1.14	0.212	5.38	46.0	68
F08036	8	84/29	0.060	1.52	0.293	7.44	79.0	118
F06101	6	133/27	0.060	1.52	0.335	8.51	112.0	167
F04045	4	133/25	0.060	1.52	0.365	9.27	168.0	250
F02015	2	133/23	0.060	1.52	0.435	11.05	264.0	393
F01034	1	259/25	0.080	2.03	0.532	13.51	323.0	481
F1T029	1/0	259/24	0.080	2.03	0.591	15.01	400.0	595
F2T024	2/0	259/23	0.080	2.03	0.625	15.88	492.0	732
F3T022	3/0	259/22	0.080	2.03	0.685	17.40	590.0	878
F4T025	4/0	259/21	0.080	2.03	0.745	18.92	743.0	1106

Dimensions and weights are nominal and are subject to industry tolerances unless otherwise noted.

See page 127 for Ordering and Color Code information.



Coleman Cable Inc.
800.323.9355 • www.colemancable.com

COPPERFIELD® UL STYLE 3499 (EPDM)

CONDUCTORS: • 8 AWG - 4/0 AWG Stranded Tinned Copper per ASTM B-33

INSULATION: • Color-Coded Ethylene Propylene (EPDM)

**TEMPERATURE RANGE/
VOLTAGE RATING:**

• UL 758: 150°C/7500V

INDUSTRY APPROVALS: • UL Standard 758 - Style 3499

STANDARD COLORS:

- Black
- Orange
- Blue
- White
- Yellow
- Red
- Green

OPTIONS:

- Other colors & stripes available upon request (minimums may apply)
- Other copper constructions available upon request (minimums may apply)



HOOK-UP WIRE / APPLIANCE WIRE

Part Number	Gauge	Stranding	Nominal Wall		Nominal OD		Weight	
			in.	mm.	in.	mm.	lbs./mft	kg/km
F08082	8	84/27	0.125	3.18	0.423	10.74	117.0	174
F06076	6	84/25	0.125	3.18	0.465	11.81	157.0	234
F04046	4	133/25	0.125	3.18	0.515	13.08	219.0	326
F02076	2	665/30	0.125	3.18	0.565	14.35	296.0	440
F1T039	1/0	1034/30	0.125	3.18	0.645	16.38	434.0	646
F2T034	2/0	1330/30	0.125	3.18	0.690	17.53	530.0	789
F3T026	3/0	1672/30	0.125	3.18	0.740	18.80	646.0	961
F4T027	4/0	259/21	0.125	3.18	0.835	21.21	795.0	1183

Dimensions and weights are nominal and are subject to industry tolerances unless otherwise noted.

See page 127 for Ordering and Color Code information.



Coleman Cable Inc.
800.323.9355 • www.colemancable.com

COPPERFIELD® TWP 80°C SAE J-1128

Thin Wall Automotive Lead Wire (PVC)

HOOK-UP WIRE / AUTOMOTIVE



CONDUCTORS: • 24 AWG - 10 AWG Stranded Bare Copper

INSULATION: • Color-Coded Lead Free PVC

**TEMPERATURE RANGE/
VOLTAGE RATING:** • -40°C - 80°C/60VDC/25VAC

INDUSTRY APPROVALS: • SAE TWP J-1128
• Ford ESB-MIL120A
• Chrysler MS-7889

STANDARD COLORS: • Black • Orange • Blue • Violet
• White • Yellow • Brown • Green/Yellow
• Red • Green • Gray

OPTIONS: • Stripes available upon request (minimums may apply)
• Other copper constructions available upon request (minimums may apply)

Part Number	Gauge	Stranding	Nominal Wall		Nominal OD		Weight	
			in.	mm.	in.	mm.	lbs./mft	kg/km
SAE TWPJ1128								
F24009	24	7/32	0.016	0.41	0.057	1.45	2.0	3
SAE TWPJ1128/ESB-MIL 120A/MS-7889								
F22069	22	7/30	0.016	0.41	0.062	1.57	3.0	4
F20020	20	7/28	0.016	0.41	0.070	1.78	4.0	6
F18017	18	16/30	0.016	0.41	0.078	1.98	6.0	9
F18018	18	19/.0092	0.016	0.41	0.078	1.98	6.0	9
F16011	16	19/29	0.016	0.41	0.089	2.26	9.0	13
F14017	14	19/27	0.016	0.41	0.103	2.62	14.0	21
F12038	12	19/25	0.018	0.46	0.126	3.20	22.0	33
F10059	10	19/23	0.020	0.51	0.155	3.94	35.0	52

Dimensions and weights are nominal and are subject to industry tolerances unless otherwise noted.

See page 127 for Ordering and Color Code information.



COPPERFIELD® GPT 80°C or 105°C SAE J-1128

General Purpose Automotive Lead Wire (PVC)

CONDUCTORS: • 20 AWG - 8 AWG Stranded Bare Copper

INSULATION: • Color-Coded Lead Free PVC

**TEMPERATURE RANGE/
VOLTAGE RATING:** • -40°C - 80°C/60VDC/25VAC
• -40°C - 105°C/60VDC/25VAC

INDUSTRY APPROVALS: • SAE GPT J-1128
• Ford ESF-MIL-56A or Ford ESF-MIL-85A
• Chrysler MS-3450

STANDARD COLORS: • Black • Orange • Blue • Violet
• White • Yellow • Brown • Green/Yellow
• Red • Green • Gray

OPTIONS: • Stripes available upon request (minimums may apply)
• Other copper constructions available upon request (minimums may apply)



HOOK-UP WIRE / AUTOMOTIVE

Part Number	Gauge	Stranding	Nominal Wall		Nominal OD		Weight	
			in.	mm.	in.	mm.	lbs./mft	kg/km
GPT 80°C J1128/ESF-MIL-56A/MS-3450								
F20016	20	7/28	0.023	0.58	0.084	2.13	6.0	9
F18012	18	16/30	0.023	0.58	0.092	2.34	7.0	10
F18159*	18	19/0092	0.023	0.58	0.092	2.34	7.0	10
F16007	16	19/29	0.023	0.58	0.103	2.62	10.0	15
F14014	14	19/27	0.023	0.58	0.117	2.97	15.0	22
F12009	12	19/25	0.026	0.66	0.142	3.61	24.0	36
F10001	10	19/23	0.031	0.79	0.177	4.50	38.0	57
F08001	8	19/0285	0.037	0.94	0.222	5.64	61.0	91
GPT 105°C J1128/ESF-MIL-58A/MS-3450								
F20013	20	7/28	0.023	0.58	0.084	2.13	6.0	9
F18010	18	16/30	0.023	0.58	0.092	2.34	8.0	12
F16092	16	19/29	0.023	0.58	0.103	2.62	11.0	16
F14012	14	19/27	0.023	0.58	0.117	2.97	16.0	24
F12054	12	19/25	0.026	0.66	0.142	3.61	25.0	37
F10051	10	19/23	0.031	0.79	0.177	4.50	41.0	61
F08031	8	19/0285	0.037	0.94	0.222	5.64	61.0	91

Dimensions and weights are nominal and are subject to industry tolerances unless otherwise noted.

*GPT J1128 & ESF-MIL-56A Only
See page 127 for Ordering and Color Code information.



Coleman Cable Inc.
800.323.9355 • www.colemancable.com

COPPERFIELD® GPT MARINE 105°C SAE J-1128/J378C

General Purpose Marine - Automotive Lead Wire (PVC)

HOOK-UP WIRE / AUTOMOTIVE



CONDUCTORS: • 18 AWG - 10 AWG Stranded Tinned Copper
• 18 AWG - 10 AWG Stranded Bare Copper

INSULATION: • Color-Coded Lead Free PVC

**TEMPERATURE RANGE/
VOLTAGE RATING:** • -40°C - 105°C/60VDC/25VAC

INDUSTRY APPROVALS: • SAE GPT J-1128
• SAE Marine J378C

STANDARD COLORS: • Black • Orange • Blue • Violet
• White • Yellow • Brown • Green/Yellow
• Red • Green • Gray

OPTIONS: • Stripes available upon request (minimums may apply)
• Other copper constructions available upon request (minimums may apply)

Part Number	Gauge	Stranding	Nominal Wall		Nominal OD		Weight	
			in.	mm.	in.	mm.	lbs./mft	kg/km
GPT 105°C J1128/MARINE J378C - TINNED COPPER								
F18020	18	16/30	0.023	0.58	0.092	2.34	8.0	12
F16013	16	19/29	0.023	0.58	0.103	2.62	10.0	15
F14019	14	19/27	0.023	0.58	0.117	2.97	15.0	22
F12011	12	19/25	0.026	0.66	0.142	3.61	24.0	36
F10003	10	19/23	0.031	0.79	0.177	4.50	38.0	57
GPT 105°C J1128/MARINE J378C - BARE COPPER								
F18019	18	16/30	0.023	0.58	0.092	2.34	8.0	12
F16012	16	19/29	0.023	0.58	0.103	2.62	10.0	15
F14018	14	19/27	0.023	0.58	0.117	2.97	15.0	22
F12010	12	19/25	0.026	0.66	0.142	3.61	24.0	36
F10002	10	19/23	0.031	0.79	0.177	4.50	38.0	57

Dimensions and weights are nominal and are subject to industry tolerances unless otherwise noted.

See page 127 for Ordering and Color Code information.



COPPERFIELD® TXL 125°C SAE J-1128

Thin Wall High Temperature Automotive Wire (XLPE)

CONDUCTORS: • 22 AWG - 8 AWG Stranded Bare Copper

INSULATION: • Color-Coded Cross-Linked Polyethylene (XLPE)

**TEMPERATURE RANGE/
VOLTAGE RATING:** • -40°C - 125°C/60VDC/25VAC

INDUSTRY APPROVALS: • SAE J-1128
• Ford ESB-MIL123A
• Chrysler MS-8288

STANDARD COLORS: • Black • Orange • Blue • Violet
• White • Yellow • Brown • Green/Yellow
• Red • Green • Gray

OPTIONS: • Stripes available upon request (minimums may apply)
• Other copper constructions available upon request (minimums may apply)



HOOK-UP WIRE / AUTOMOTIVE

Part Number	Gauge	Stranding	Nominal Wall		Nominal OD		Weight	
			in.	mm.	in.	mm.	lbs./mft	kg/km
F22056	22	7/30	0.023	0.58	0.092	2.34	3.5	12
F20023	20	7/28	0.023	0.58	0.103	2.62	5.0	15
F18025	18	19/30	0.023	0.58	0.117	2.97	7.0	22
F18023	18	16/30	0.026	0.66	0.142	3.61	7.0	36
F16019	16	19/29	0.031	0.79	0.177	4.50	10.0	57
F14023	14	19/27	0.023	0.58	0.102	2.59	14.0	12
F12015	12	19/25	0.023	0.58	0.132	3.35	23.0	15
F10048	10	19/23	0.023	0.58	0.155	3.94	35.0	22
F08061	8	19/.0285	0.026	0.66	0.191	4.85	55.0	36

Dimensions and weights are nominal and are subject to industry tolerances unless otherwise noted.

See page 127 for Ordering and Color Code information.



Coleman Cable Inc.
800.323.9355 • www.colemancable.com

COPPERFIELD® GXL or GXL (UL) 125°C SAE J-1128

General Purpose Automotive Wire (XLPE)

HOOK-UP WIRE / AUTOMOTIVE



CONDUCTORS: • 20 AWG - 8 AWG Stranded Bare Copper

INSULATION: • Color-Coded Cross-Linked Polyethylene (XLPE)

**TEMPERATURE RANGE/
VOLTAGE RATING:** • -40°C - 125°C/60VDC/25VAC

INDUSTRY APPROVALS: • SAE J-1128
• Ford ESB-MIL85A*
• Chrysler MS-8900*

STANDARD COLORS: • Black • Orange • Blue • Violet
• White • Yellow • Brown • Green/Yellow
• Red • Green • Gray

OPTIONS: • Stripes available upon request (minimums may apply)
• Other copper constructions available upon request (minimums may apply)

Part Number	Gauge	Stranding	Nominal Wall		Nominal OD		Weight	
			in.	mm.	in.	mm.	lbs./mft	kg/km
GXL J1128/ESB-MIL85A/MS-8900								
F20022	20	7/28	0.023	0.58	0.086	2.18	6.0	9
F18021*	18	16/30	0.023	0.58	0.092	2.34	8.0	12
F18022	18	19/.0092	0.023	0.58	0.092	2.34	8.0	12
F16014	16	19/29	0.023	0.58	0.103	2.62	11.0	16
F14021	14	19/27	0.023	0.58	0.117	2.97	16.0	24
F12012	12	19/25	0.026	0.66	0.142	3.61	24.0	36
F10004	10	19/23	0.031	0.79	0.179	4.55	37.0	55
F08011*	8	19/.0285	0.037	0.94	0.216	5.49	60.0	89
UL SAE GXL J1128								
F20069	20	7/28	0.023	0.58	0.086	2.18	6.0	9
F18089	18	16/30	0.023	0.58	0.092	2.34	8.0	12
F18157	18	19/.0092	0.023	0.58	0.092	2.34	8.0	12
F16053	16	19/29	0.023	0.58	0.103	2.62	11.0	16
F14049	14	19/27	0.023	0.58	0.117	2.97	16.0	24
F12034	12	19/25	0.026	0.66	0.142	3.61	24.0	36
F10019	10	19/23	0.031	0.79	0.179	4.55	37.0	55
F08005	8	19/.0285	0.037	0.94	0.216	5.49	60.0	89

Dimensions and weights are nominal and are subject to industry tolerances unless otherwise noted.

*GXL J1128 & ESB-MIL85A Only.
See page 127 for Ordering and Color Code information.



COPPERFIELD® SXL 125°C SAE J-1128

Standard Wall High Temperature Automotive Wire (XLPE)

CONDUCTORS: • 20 AWG - 8 AWG Stranded Bare Copper

INSULATION: • Color-Coded Cross-Linked Polyethylene (XLPE)

**TEMPERATURE RANGE/
VOLTAGE RATING:**

• -40°C - 125°C/60VDC/25VAC

INDUSTRY APPROVALS:

- SAE J-1128
- Ford ESB-MIL123A
- Chrysler MS-5919

STANDARD COLORS:

- Black
- Orange
- Blue
- Violet
- White
- Yellow
- Brown
- Green/Yellow
- Red
- Green
- Gray

OPTIONS:

- Stripes available upon request (minimums may apply)
- Other copper constructions available upon request (minimums may apply)



HOOK-UP WIRE / AUTOMOTIVE

Part Number	Gauge	Stranding	Nominal Wall		Nominal OD		Weight	
			in.	mm.	in.	mm.	lbs./mft	kg/km
SAE SXL J1128/ESB-MIL-123A/MS-5919								
F20024*	20	7/28	0.029	0.74	0.096	2.44	7.0	10
F18026	18	16/30	0.030	0.76	0.102	2.59	9.0	13
F16020	16	19/29	0.032	0.81	0.118	3.00	13.0	19
F14024	14	19/27	0.035	0.89	0.137	3.48	19.0	28
F12017	12	19/25	0.037	0.94	0.160	4.06	26.0	39
F10005	10	19/23	0.041	1.04	0.191	4.85	40.0	60
F08033	8	19/0285	0.043	1.09	0.234	5.94	64.0	95

Dimensions and weights are nominal and are subject to industry tolerances unless otherwise noted.

*SXL J1128 & MS-5919 Only
See page 127 for Ordering and Color Code information.



Coleman Cable Inc.
800.323.9355 • www.colemancable.com

COPPERFIELD® SGT 80°C or 105°C SAE J-1127

Standard Wall Automotive Wire (PVC)

HOOK-UP WIRE / AUTOMOTIVE



CONDUCTORS: • 6 AWG - 4/0 AWG Stranded Bare Copper

INSULATION: • Color-Coded Lead Free Polyvinyl Chloride (PVC)

**TEMPERATURE RANGE/
VOLTAGE RATING:** • -40°C - 80°C/60VDC/25VAC
• -40°C - 105°C/60VDC/25VAC

INDUSTRY APPROVALS: • SAE J-1127

STANDARD COLORS: • Black • Orange • Blue • Violet
• White • Yellow • Brown • Green/Yellow
• Red • Green • Gray

OPTIONS: • Stripes available upon request (minimums may apply)
• Other copper constructions available upon request (minimums may apply)

Part Number	Gauge	Stranding	Nominal Wall		Nominal OD		Weight	
			in.	mm.	in.	mm.	lbs./mft	kg/km
SAE 80°C J1127								
F06003	6	133/.0266	0.060	1.52	0.310	7.87	106.0	158
F04077	4	133/25	0.065	1.65	0.356	9.04	153.0	229
F02083	2	644/30	0.065	1.65	0.423	10.74	239.0	356
F01052	1	133/.0242	0.065	1.65	0.455	11.56	293.0	436
F1T062	1/0	133/.0274	0.065	1.65	0.525	13.34	362.0	539
F2T056	2/0	1254/30	0.065	1.65	0.550	13.97	453.0	674
F3T040	3/0	1615/30	0.081	2.06	0.641	16.28	581.0	865
F4T050	4/0	2052/30	0.078	1.98	0.700	17.78	737.0	1097
SAE 105°C J1127								
F06035	6	133/.0266	0.060	1.52	0.301	7.65	106.0	158
F04022	4	133/25	0.065	1.65	0.356	9.04	150.0	223
F02019	2	133/.0220	0.065	1.65	0.420	10.67	236.0	351
F01014	1	133/.0242	0.065	1.65	0.458	11.63	293.0	436
F1T019	1/0	133/.0274	0.065	1.65	0.515	13.08	362.0	539
F2T013	2/0	1254/30	0.065	1.65	0.570	14.48	453.0	674
F3T010	3/0	1615/30	0.078	1.98	0.646	16.41	581.0	865
F4T018	4/0	2052/30	0.078	1.98	0.706	17.93	737.0	1097

Dimensions and weights are nominal and are subject to industry tolerances unless otherwise noted.

See page 127 for Ordering and Color Code information.



Coleman Cable Inc.
800.323.9355 • www.colemancable.com

COPPERFIELD® SGX 125°C SAE J-1127

High Temperature Automotive Wire (XLPE)

CONDUCTORS: • 6 AWG - 4/0 AWG Stranded Bare Copper

INSULATION: • Color-Coded Cross-Linked Polyethylene (XLPE)

**TEMPERATURE RANGE/
VOLTAGE RATING:** • -40°C - 125°C/60VDC/25VAC

INDUSTRY APPROVALS: • SAE J-1127

STANDARD COLORS:

- Black
- Orange
- Blue
- Violet
- White
- Yellow
- Brown
- Green/Yellow
- Red
- Green
- Gray

OPTIONS:

- Stripes available upon request (minimums may apply)
- Other copper constructions available upon request (minimums may apply)



HOOK-UP WIRE / AUTOMOTIVE

Part Number	Gauge	Stranding	Nominal Wall		Nominal OD		Weight	
			in.	mm.	in.	mm.	lbs./mft	kg/km
F06023	6	133/27	0.060	1.52	0.315	8.00	111.0	165
F04014	4	133/25	0.065	1.65	0.374	9.50	167.0	249
F02013	2	133/24	0.065	1.65	0.428	10.87	253.0	377
F01011	1	259/25	0.065	1.65	0.460	11.68	307.0	457
F1T016	1/0	1026/30	0.065	1.65	0.523	13.28	369.0	549
F2T010	2/0	1254/30	0.065	1.65	0.578	14.68	461.0	686
F3T008	3/0	1615/30	0.078	1.98	0.654	16.61	589.0	877
F4T015	4/0	2052/30	0.078	1.98	0.714	18.14	746.0	1110

Dimensions and weights are nominal and are subject to industry tolerances unless otherwise noted.

See page 127 for Ordering and Color Code information.



Coleman Cable Inc.
800.323.9355 • www.colemancable.com

COPPERFIELD® STX 125°C SAE J-1127

High Temperature Automotive Wire (XLPE)

HOOK-UP WIRE / AUTOMOTIVE



CONDUCTORS: • 6 AWG - 2/0 AWG Stranded Bare Copper

INSULATION: • Color-Coded Cross-Linked Polyethylene (XLPE)

**TEMPERATURE RANGE/
VOLTAGE RATING:** • -40°C - 125°C/60VDC/25VAC

INDUSTRY APPROVALS: • SAE J-1127
• Ford-ESB-MIL85-B (P/N F060131 Only)
• Ford ESF-MIL92-A (P/N F04039 Only)
• Chrysler MS-8288 (P/N F06042, F04044, F02031 Only)

STANDARD COLORS: • Black • Orange • Blue • Violet
• White • Yellow • Brown • Green/Yellow
• Red • Green • Gray

OPTIONS: • Stripes available upon request (minimums may apply)
• Other copper constructions available upon request (minimums may apply)

Part Number	Gauge	Stranding	Nominal Wall		Nominal OD		Weight	
			in.	mm.	in.	mm.	lbs./mft	kg/km
F06131	6	133/27	0.043	1.09	0.285	7.24	111.0	165
F06042	6	133/27	0.051	1.29	0.295	7.49	111.0	165
F04044	4	133/25	0.044	1.12	0.365	9.27	173.0	257
F04039	4	133/25	0.146	3.71	0.352	8.94	173.0	257
F02031	2	133/23	0.044	1.12	0.418	10.62	249.0	371
F01039	1	784/30	0.044	1.12	0.435	11.05	295.0	439
F1T063	1/0	1026/30	0.044	1.12	0.480	12.19	370.0	551
F2T061	2/0	1254/30	0.044	1.12	0.525	13.34	462.0	688

Dimensions and weights are nominal and are subject to industry tolerances unless otherwise noted.

See page 127 for Ordering and Color Code information.



COPPERFIELD® MIL-W-16878 Type B & C

Military Hook-Up Wire (PVC)

CONDUCTORS: • 26 AWG - 16 AWG Stranded Tinned Copper

INSULATION: • Color-Coded Polyvinyl Chloride (PVC)

**TEMPERATURE RANGE/
VOLTAGE RATING:**

- 80°C/60V
- 105°C/60V

INDUSTRY APPROVALS:

- MIL-W-16878/1B Type B (80°C)
- MIL-W-16878/2B Type C (105°C)
- CSA AWM I A/B (80°C/105°C)
- CSA Type SR-PVC (80°C)
- CSA TR64 (90°C)
- UL AWM Style 1007 (80°C)/1569 (105°C)
- UL AWM Style 1061 (80°C)

STANDARD COLORS:

- Black
- White
- Red
- Orange
- Yellow
- Green
- Blue
- Brown
- Gray
- Violet
- Green/Yellow

OPTIONS:

- Stripes available upon request (minimums may apply)
- Other copper constructions available upon request (minimums may apply)



HOOK-UP WIRE / MILITARY

Part Number	Gauge	Stranding	Nominal Wall		Nominal OD		Weight	
			in.	mm.	in.	mm.	lbs./mft	kg/km
UL STYLE 1061/MIL-W-16878/1 TYPE B 80°C/CSA AWM I A/B								
F26005*	26	7/34	0.009	0.23	0.038	0.97	1.4	2
F24014*	24	7/.0076	0.009	0.23	0.045	1.14	1.9	3
F22074	22	7/.0096	0.009	0.23	0.051	1.30	2.8	4
F20117	20	19/32	0.009	0.23	0.058	1.47	4.0	6
F18528	18	16/30	0.009	0.23	0.067	1.70	6.1	9
F16217	16	19/.0117	0.009	0.23	0.078	1.98	9.3	14
UL STYLE 1007/1569/MIL-W-16878/2 TYPE C 105°C/CSA TR64/CSA AWM I A/B								
F26004	26	7/34	0.015	0.38	0.051	1.30	1.8	3
F24012	24	7/.0076	0.015	0.38	0.057	1.45	2.5	4
F22072	22	7/.0096	0.015	0.38	0.062	1.57	3.3	5
F20111	20	10/30	0.015	0.38	0.070	1.78	4.5	7
F18316	18	16/30	0.015	0.38	0.079	2.01	6.8	10
F16214	16	26/30	0.015	0.38	0.095	2.41	10.2	15
F14236	14	41/30	0.020	0.508	0.113	2.8702	17	25
F12163	12	65/30	0.020	0.508	0.131	3.3274	25	37

Dimensions and weights are nominal and are subject to industry tolerances unless otherwise noted.

*AWM I A/B, SR-PVC
See page 127 for Ordering and Color Code information.



ROYAL® BARE COPPER



HOOK-UP WIRE / BUILDING WIRE

- CONDUCTORS:**
- 14 AWG - 6 AWG Annealed Solid Bare Copper per ASTM B 3
 - 8 AWG - 500 MCM Stranded Bare Copper per ASTM B 8, B 173

- FEATURES:**
- 100% Electrical Conductivity (IACS)
 - Flexible, easily shaped and contoured into place
 - Easily welded and soldered

- APPLICATIONS:**
- Used in overhead electrical transmission and distribution systems
 - Used for grounding grid systems

- STANDARD REELS:**
- 500' (05)
 - 1,000' (06)
 - 2,500' (09)
 - 3,000' (13)

- OPTIONS:**
- Other strand sizes and combinations available (minimums may apply)
 - Other packaging options available upon request (minimums may apply)

Part Number	Gauge	Stranding	Nominal OD		Weight	
			in.	mm.	lbs./mft	kg/km
F54601	14	Solid	0.0638	1.62	12.4	18
F54602	12	Solid	0.0807	2.05	19.8	29
F54603	10	Solid	0.102	2.59	31.4	47
F54604	8	Solid	0.128	3.25	50.0	74
F54685	6	Solid	0.162	4.11	79.0	118
F54644	4	Solid	0.204	5.18	128.8	192
F54614	8	7/.0486	0.146	3.71	51.0	74
F54605	6	7/.0612	0.184	4.67	81.0	119
F54606	4	7/.0772	0.232	5.89	129.0	192
F54633	3	7/.0867	0.264	6.71	285.0	424
F54607	2	7/.0974	0.292	7.42	205.0	305
F54608	1/0	19/.0745	0.372	9.45	326.0	485
F54609	2/0	19/.0837	0.418	10.62	411.0	612
F54610	3/0	19/.0940	0.47	11.94	518.0	771
F54611	4/0	19/.1055	0.528	13.41	653.0	952
F54625	250 MCM	37/.0822	0.575	14.61	772.0	1149
F54635	350 MCM	37/.0973	0.681	17.30	1082.0	1610
F54650	500 MCM	37/.1162	0.813	20.65	1543	2296

Dimensions and weights are nominal and are subject to industry tolerances unless otherwise noted.

See page 127 for Ordering and Color Code information.



Coleman Cable Inc.
800.323.9355 • www.colemancable.com

TRIANGLE® TFFN/TFN/THHN

- CONDUCTORS:**
- TFFN: 18 AWG - 16 AWG Stranded Bare Copper per ASTM B-174
 - TFN: 18 AWG - 16 AWG Solid Bare Copper per ASTM B-3
 - THHN: 14 AWG - 8 AWG Stranded Bare Copper per ASTM B-8

- INSULATION:**
- Color-Coded Polyvinyl Chloride (PVC) with nylon

- TEMPERATURE RANGE/
VOLTAGE RATING:**
- UL: 90°C/600V, 105°C/600V
 - C(UL): 75°C/600V, 90°C/600V

- FLAME COMPLIANCES:**
- C(UL) FT1

- INDUSTRY APPROVALS:**
- UL Standard 1063 - MTW
 - UL Standard 83 - THHN, THWN
 - UL Standard 66 - TFFN, TFN
 - UL Subject 758 - AWM
 - UL OIL RES I & Gasoline Resistant
 - CSA C22.2 No. 75 - T90, T90, TWN75

- STANDARD COLORS:**
- Black
 - White
 - Red
 - Orange
 - Yellow
 - Green
 - Blue
 - Brown
 - Gray
 - Violet
 - Green/Yellow

- OPTIONS:**
- Stripes available upon request (minimums may apply)
 - Other copper constructions available upon request (minimums may apply)



HOOK-UP WIRE / BUILDING WIRE

Part No.	Gauge	Stranding	Nominal Wall		Nominal Nylon		Nominal OD		UL Style	c(UL) Style	Weight	
			in.	mm.	in.	mm.	in.	mm.			lbs./mft	kg/km
51011	18	16/30	0.016	0.41	0.005	0.13	0.088	2.24	TFFN/1316/1408		7.6	11
51012	16	26/30	0.016	0.41	0.005	0.13	0.100	2.54	TFFN/1316/1408		10.9	16
51791*	18	Solid	0.016	0.41	0.005	0.13	0.082	2.08	TFN/1316/1408/1452/MTW		7.2	11
51792*	16	Solid	0.016	0.41	0.005	0.13	0.093	2.36	TFN/1316/1408/1452/MTW		10.4	15
51041	14	Solid	0.016	0.41	0.005	0.13	0.106	2.69	THWN/THHN/1316/1408/1452	T90/TWN75 FT1	15.5	23
51042	12	Solid	0.016	0.41	0.005	0.13	0.123	3.12	THWN/THHN/1316/1408/1452	T90/TWN75 FT1	23.6	35
51043	10	Solid	0.022	0.56	0.006	0.15	0.158	4.01	THWN/THHN/1316/1408/1452	T90/TWN75 FT1	37.9	56
51013	14	19/.0147	0.016	0.41	0.005	0.13	0.112	2.84	THWN/THHN/1316/1408/1452	T90/TWN75 FT1	16.4	24
51014	12	19/.0185	0.016	0.41	0.005	0.13	0.131	3.33	THWN/THHN/1316/1408/1452	T90/TWN75 FT1	24.7	37
51016	10	19/.0234	0.021	0.53	0.005	0.13	0.164	4.17	THWN/THHN/1316/1408/1452	T90/TWN75 FT1	39.1	58
51017*	8	19/.0295	0.031	0.79	0.006	0.15	0.222	5.64	THWN/THHN/1318/1410		64.3	96
F06009	6	19	0.031	0.79	0.006	0.15	0.253	6.43	THWN/THHN/1318/1410		96	143
F04002	4	19	0.042	1.07	0.007	0.18	0.333	8.46	THWN/THHN/1319/1411		155	231
51030	3	19	0.042	1.07	0.007	0.18	0.378	9.60	THWN/THHN/1319/1411		191	284
F02001	2	19	0.042	1.07	0.007	0.18	0.394	10.01	THWN/THHN/1319/1411		237	353
F01001	1	19	0.053	1.35	0.009	0.23	0.448	11.38	THWN/THHN/1320/1412		310	461
F1T001	1/0	19	0.053	1.35	0.009	0.23	0.485	12.32	THWN/THHN/1320/1412		374	557
F2T001	2/0	19	0.053	1.35	0.009	0.23	0.527	13.39	THWN/THHN/1320/1412		464	690
F3T001	3/0	19	0.053	1.35	0.009	0.23	0.58	14.73	THWN/THHN/1320/1412		578	860
51040	4/0	19	0.053	1.35	0.009	0.23	0.636	16.15	THWN/THHN/1320/1412		707	1052
51250	250 MCM	37	0.063	1.60	0.01	0.25	0.704	17.88	THWN/THHN/1321/1413		857	1275
51300	300 MCM	37	0.063	1.60	0.01	0.25	0.757	19.23	THWN/THHN/1321/1413		1017	1513
51350	350 MCM	37	0.063	1.60	0.01	0.25	0.807	20.50	THWN/THHN/1321/1413		1181	1757
51390	400 MCM	37	0.063	1.60	0.01	0.25	0.852	21.64	THWN/THHN/1321/1413		1341	1996
51500	500 MCM	37	0.074	1.88	0.01	0.25	0.959	24.36	THWN/THHN/1321/1413		1681	2501
51600	600 MCM	61	0.074	1.88	0.01	0.25	1.036	26.31	THWN/THHN/1321		2012	2994
51750	750 MCM	61	0.074	1.88	0.01	0.25	1.136	28.85	THWN/THHN/1321		2491	3707
51000	1000 MCM	61	0.074	1.88	0.01	0.25	1.288	32.71	THWN/THHN/1321		3300	4911

*Items rated 90°C
See page 127 for Ordering and Color Code information.



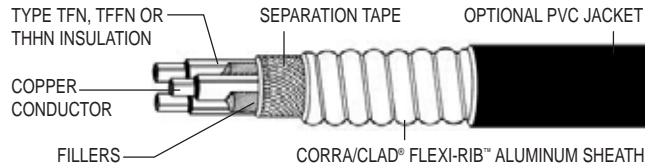
Coleman Cable Inc.

800.323.9355 • www.colemancable.com



Corra/Clad® is lightweight, easy to work with, and tough

Corra/Clad®'s sheath is solid aluminum, which makes it more than 50% lighter than interlocked armor cable, yet it can stand up to the roughest use including severe environments. Corra/Clad® can be quickly channeled in one continuous length through the hollow space in a ceiling or without 10' splices or couplings.



Here are just some of the benefits you get with Corra/Clad®

- Costs can be cut by up to 65%
- More than 50% lighter than Interlock Armor
- Meets or exceeds all requirements of NEC Article 330
- Highly versatile, for numerous applications
- Can be run in long continuous lengths
- Comes in easy to handle reels
- No special tools needed
- Highly corrosion resistant
- UL approved
- Crush resistant
- Waterproof
- Pull easily
- Bends and stays

Installs quick and easy

No other cable installs faster than Corra/Clad®. It installs using the same type of fasteners that are used with EMT or armored cable and can be terminated in outlet or junction boxes using Type MC fittings.

Here's how easy it is:




1. Score

Using a knife or cable cutters, score the sheath all the way around at the desired length



2. Separate

Grip cable with both hands on either side of the score, flex and separate



3. Strip

Strip sheath from cable by pulling firmly




4. Cut

Cut away the protective tape and fillers



5. Spot

Spot the connector at the proper location in the enclosure and tighten with a lock nut



6. Secure

Firmly seat cable end into connector and secure in place by tightening connector with screwdriver while pressing in on the cable

Corra/Clad®

MC Cable

Part Number	Part Number	Size of Conductor	Nominal OD	Stranded	Weight	Aluminum Sheath Ground Size Equivalence*
Solid	Stranded		in.	in.	lbs./mft	
92852		18/2	0.335	0.355	40	8
92853		18/3	0.345	0.370	49	8
92854		18/4	0.370	0.395	58	6
92652		16/2	0.355	0.370	47	8
92653		16/3	0.370	0.390	61	6
92654		16/4	0.395	0.415	75	6
92452		14/2	0.380	0.400	69	6
92453		14/3	0.390	0.415	88	6
92454		14/4	0.415	0.445	108	6
92252	92202	12/2	0.410	0.435	91	6
92253	92203	12/3	0.430	0.455	119	6
92254	92204	12/4	0.460	0.495	172	6
92152		10/2	0.475	0.530	153	5
92153		10/3	0.495	0.560	198	5
92154		10/4	0.565	0.600	245	3

Dimensions and weights are nominal and are subject to industry tolerances unless otherwise noted.

For Hospitals & Nursing Homes (With Insulated Ground Wire)

Part Number	Part Number	Size of Conductor	Nominal OD	Stranded	Weight	Aluminum Sheath Ground Size Equivalence*
Solid	Stranded		in.	in.	lbs./mft	
92483		14/2 W/G	0.390	0.415	88	6
92484		14/3 W/G	0.415	0.445	108	6
92485		14/4 W/G	0.450	0.480	130	6
92283	92273	12/2 W/G	0.430	0.455	119	6
92284	92274	12/3 W/G	0.460	0.495	172	6
92285	92275	12/4 W/G	0.500	0.535	206	2
92183	92173	10/2 W/G	0.495	0.560	198	5
92184	92174	10/3 W/G	0.565	0.600	245	3
92185	92175	10/4 W/G	0.610	0.640	295	2

Dimensions and weights are nominal and are subject to industry tolerances unless otherwise noted.

* When using EXCLUSIVE sheath as a ground, this is the approximate gauge size that the aluminum sheath provides.

Note: Other sizes and custom engineered designs available.

See page 127 for Ordering and Color Code information.



Applicable Codes for Corra/Clad®

NEC Article

- 225.10 Wiring on Buildings
- 250.118 (10) Types of Equipment Grounding Conductors
- 300.22 (B) Ducts or Plenums Used for Environmental Air
- 330 Metal Clad Cable: Type MC
- 392.3 (A) Wiring Methods
- 396.10 (A) Messenger Supported Wiring – Cable Types
- 501.10 (B) Class 1, Division 2
- 502.10 (B) Class II, Division 2
- 503.10 (A) Class III, Division 1 & 2
- 511.7 Commercial Garages, Repair & Storage
- 513.7 (A) Aircraft Hangers – Wiring and Equipment Not Installed in Class I Locations – Fixed Wiring
- 515.7 (A) Bulk Storage Plants – Wiring and Equipment Above Class I Locations – Fixed Wiring
- 516.7 (A) Spray Application, Dipping and Coating Process – Wiring and Equipment Not Within Class I and II Locations – Wiring

NEC Article

- 517.10 Health Care Facilities
- 518.4 Assembly Occupancies – Wiring Methods
- 520.5 Theaters, Audience Areas of Motion Picture and Television Studios, Performance Areas and Similar Locations – Wiring Methods
- 530.11 Motion Picture and Television Studios and Similar Locations – Permanent Wiring
- 604.6 (A)(1) Manufactured Wiring Systems – Cables
- 610.11 Cranes and Hoists – Wiring Method
- 620.21 Elevators, Dumbwaiters, Etc. - Wiring Methods
- 645.5 (D) (2) Information Technology Equipment – Under Raised Floors
- 725.11 (B) Remote-Control, Signaling, and Power-Limited Circuits – Safety Control Equipment – Physical Protection
- 760.52 (B) Fire Alarm Systems – PLFA Wiring Methods and Materials
- 800.3 Communications Circuits



Coleman Cable Inc.

800.323.9355 • www.colemancable.com

Ordering Guide

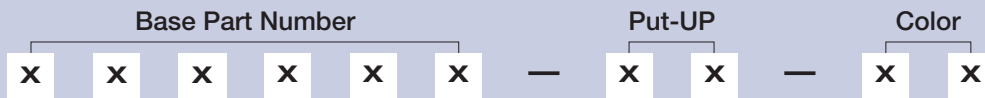
Put-Up	Ordering Suffix
100 feet	01
250 feet	02
500 feet	03
1,000 feet	04
1,500 feet	05
2,000 feet	06
2,500 feet	07
3,000 feet	08
3,500 feet	09
4,000 feet	10
4,500 feet	11
5,000 feet	12
6,000 feet	13
7,000 feet	14
7,500 feet	15
8,000 feet	16
9,000 feet	17
10,000 feet	18
15,000 feet	24
20,000 feet	29
22,000 feet	41
25,000 feet	30
30,000 feet	32

* Other packaging available. Consult factory.

Color	Ordering Suffix
Black	00
Brown	01
Red	02
Orange	03
Yellow	04
Green	05
Blue	06
Purple	07
Gray	08
White	09
Pink	10
Violet	11
Tan	12

* Other colors and stripe available. Consult factory.

Part Number Convention



Example:

If you wish to order: 14 AWG SIS in black on 500' reel.

Your order code would be:





CAPABILITIES



Engineered cable products for any specialty application. From concept to reality – CCI delivers.

At Coleman Cable we do it best...from copper fabrication to manufacturing bulk cables with value added cutting, stripping, terminating and marking to custom shielded cables with a wide variety of materials. Added options include overmolding, connectorization, braiding/armoring and specialty cables. We can provide custom cables and cable assemblies to meet the specific requirements of the performance specifications you need.

Applications include marine, wind turbines, solar systems, automation, VFD, electric vehicles, industrial equipment, high-speed data transmission and much more. Assemblies can include a variety of terminals and molded components with any of our multi-conductor shielded and non-shielded cables. We fabricate custom cables for all industries utilizing most connectors—each customized to fit your application. We can provide private label packaging as well as special colors. All of our OEM products are manufactured in ISO 9001:2008 certified facilities and are put to extensive internal quality control evaluations, as well as third party testing to insure our customers receive the highest performance and quality cable possible.

Section Index

Overview	129, 130
Wind Power	131, 132
Solar Power	133
Electric Vehicle	134
Variable Frequency Drive (VFD)	135

Capabilities Overview

We provide bulk wire and cable to high volume users – specially designed to meet any performance demand.

Designed to meet your needs with performance you can depend on.

We adhere to exacting high performance design specifications with technical expertise that makes us a world-class manufacturer. Our capabilities are vast and include the following:

- Numerous identification and marking methods
- Zero-defect 100% electrically tested quality assurance
- Manufacturing that meets worldwide standards approvals
- ISO 9001:2008 certified facilities
- JIT delivery
- Specially designed elastomer & PVC molding
- A variety of insulating and jacketing compounds including highly oil resistant compounds to fully submersible cables

Serving Multiple Applications & Markets:

- Plant Maintenance/MRO
- Industrial & OEM
- Material Handling
- Aircraft Aviation Equipment
- Lighting Systems
- Wind & Solar Energy
- Entertainment
- Marine
- Panel Builders & Harness Assembly
- Food Processing
- Military – DOD
- Submersible Environments
- Security Monitoring and Card Access
- Fire Alarm Systems
- Home Network Systems
- Industrial and Commercial Systems
- Irrigation Systems
- HVAC
- Submersible Pumps
- Mobile Home/Manufactured Housing
- Automotive & Electric Vehicles
- Appliances
- Automation – VFD



POWER
with the best™



Coleman Cable Inc.

800.323.9355 • www.colemancable.com

Capabilities Overview

From stock or by custom design, there's a Coleman Cable to fit your needs.

Examples of cables we offer:

- Portable Cord
- Industrial Flexing Cable
- Special Composite Cable
- Mil-Spec Cable
- Festoon Cables
- Retractable Cords
- Pendant and Reel Cable
- Coax and Electronic Cables
- Geometric Shaped Conductors/Cables
- Tray and Instrumentation Control Cables
- Submersible Cables
- Wind Turbine Cables
- Electric Vehicle Cables
- Aircraft Charging & Boarding Bridge Cables
- Solar Cables
- VFD Cables
- AWG & Metric
- Copper & Bi-Metallic Conductors
- Tin redraw, 10 to 14 AWG, wide range of microinches

We also offer extensive custom capabilities such as:

- Fabricated conductors, bi-metallics, 1000 KcMil to 26 AWG and metricated sizes. Concentric, bunch and flexible custom strandings. Solid Copper Wire 4 to 24 AWG
- Thermoplastic Insulating & Jacketing Compounds: TPE's, PVC's, Polyethylene, Polyurethane, Plenum, Teflon®, low-smoke Zero-Halogen (LS0H) Halar®, Kynar® Thermoset, and more.
- Thermoset Insulating & Jacketing E*Beam Irradiated Compounds: X-Linked, EP, XLP, EPR, CPE, EPDM, Polyolefins and Silicone
- Conductor Colors—both US and European
- Striping—extruded or ink printed
- Band Marking
- Braiding and Shielding—silver flat metallic, copper, tinned copper, aluminum, and non-metallic and textiles
- Jackets for extreme environments
- Armoring—continuous aluminum sheath corrugated or smooth, tapes, braids, serves.
- Custom Assemblies—molded and unassembled
- Performance Specifications Testing
- Private Labeling, Packaging & Kits

Teflon® is a registered trademark of DuPont.

Kynar® is a registered trademark of Elf Atochem, North America.

Halar® is a registered trademark of Ausimont.



POWER
with the best™



Coleman Cable Inc.

800.323.9355 • www.colemancable.com

- 130 -

Wind Power Cables

CAPABILITIES



Renewable energy is a vital resource for our evolving power grid of tomorrow. To meet this demand globally, where different environments and systems will be found, several solutions, not simply one, will be required for the effective transfer of power onto the grid. This need for flexibility necessitates a corresponding flexibility in cable design and performance to insure the requirements and demands of all wind generators will be met.

CCI has your answer with several years of wind experience in this emerging market combined with literally hundreds of installations both in the U.S. and abroad, with both standard as well as custom cable designs.



Single Conductor Cable:

- 600v, 1000v, 2000v
- 8 AWG - 1000 kcmil bare or tinned copper
- Flexible or Extra Flexible stranding
- EP, XLP or TPE insulations
- CPE, TPE and Polyolefin jackets
- 105°C, 90°C or 75°C wet /dry
- -40°C cold impact option
- -50°C or -40°C cold bend
- Oil resistant option
- Sun resistant

Available Ratings:

- WTTC, RHHW-2, PPE, AWM, FT-4
- UL, CSA, ETL or c(UL)

*Metric and Awg Conductor sizes available.



Multi-Conductor Cable:

- 600v, 1000v, 2000v
- 8 AWG - 500 kcmil bare or tinned copper
- Flexible or Extra Flexible stranding
- EP, XLP or TPE insulations
- CPE, TPE and Polyolefin jackets
- 105°C, 90°C or 75°C wet /dry
- -40°C cold impact option
- -50°C or -40°C cold bend
- Oil resistant option
- Sun resistant

Available Ratings:

- WTTC, RHHW-2, PPE, AWM, FT-4
- UL, CSA, ETL or c(UL)

*Metric and Awg Conductor sizes available.

Wind Power Cables



Control Cables:

- 600v, 1000v
- 18 AWG - 10 AWG bare or tinned copper
- Flexible or Extra Flexible stranding
- EP, XLP, TPE or PVC/nylon insulations
- CPE, TPE or PVC jackets
- 105°C or 90°C temp
- -40°C cold impact option
- -50°C or -40°C cold bend
- Oil resistant option
- Sun resistant

Available Ratings:

- WTTC, RHHW-2, PPE, AWM, FT-4
- UL, CSA, ETL or c(UL)




Electronic Instrumentation:

- 600v
- 22 AWG – 16 AWG bare or tinned copper
- Flexible or Extra Flexible stranding
- XLP, TPE or PVC/nylon insulations
- Paired and cabled cores
- Foil and Braid Shields, drain wires
- CPE, TPE or PVC jackets
- 105°C or 90°C temp.
- -40°C or -50°C cold bend
- Oil resistant option
- Sun resistant

Available Ratings:

- WTTC, RHHW-2, PPE, AWM, FT-4
- UL, CSA, ETL or c(UL)



Grounding Cables:

- Insulated 600v or 1000v
- 8 AWG - 1000 kcmil bare or tinned copper
- Concentric to Extra Flexible stranding
- Oil resistant
- Sun resistant
- Lug terminations
- 105°C to -40°C
- Also For Cable Tray use
- FT-1, VW-1
- UL, CSA, ETL or c(UL)



Assemblies:

- Cables cut to specific lengths
- Custom Terminations
- Fitted or Molded connectors
- Lug terminations
- UL, CSA, ETL or c(UL)

Kits are also available.



Coleman Cable Inc.

800.323.9355 • www.colemancable.com

Solar Power Cables

CAPABILITIES



CCI is your source for Photovoltaic wire and cable for all aspects of the solar industry.

We can supply UL approved PV wires to collect power from solar panels to 2KV rated power cables that tie into the grid. Flexible control cables are available that will insure the integrity and performance of the photovoltaic system in the harshest environments. As a leader in the development of wire and cable products for the renewable energy industry, Coleman Cable has the experience and technical ability to design and manufacture custom products for your application. CCI's Solar Industry products include: Bare Copper, XLP/USE-2/PV, DLO, Type SIS/UL3173, and Royal Solar UL 4703.



Power Cable:

- 600v, 1000v, 2000v
- 14 AWG to 1000 kcmil
- Flexible or Extra Flexible stranding
- EP, XLP or TPE insulations
- 75°C to 150°C
- PVC, TPE, CPE or LS0H Jacket
- -40°C cold bend/impact options
- Sunlight resistant

Available Ratings:

- UL/CSA/c(UL)



Control Cables:

- 300V & 600v
- 18 AWG to 10 AWG
- Flexible or Extra Flexible stranding
- PVC/nylon, XLP, EP, TPE, LSZH
- 90°C to 105°C
- PVC, CPE, TPE or LS0H Jacket
- Direct burial
- -40°C cold bend/impact options
- Sunlight resistant

Available Ratings:

- UL/CSA/AWM

*Metric and Awg Conductor sizes available. Optional armored designs and custom composites are available



Coleman Cable Inc.

800.323.9355 • www.colemancable.com

Electric Vehicle Cables



CCI is the leader and innovator of the next generation of electric vehicle charging cables and design options.

In fact Coleman Cable obtained the first UL listing and created electric vehicle cables that were proposed and accepted in the NFPA, NEC. CCI also was part of the Code writing panel for NEC ART 625, Electric Vehicle Charging System. CCI's collaboration with agencies, NEMA, UL, EPRI, SAE, Utilities and Automakers helped to bring today's hybrid and electric vehicle needs. From level-one charging to level-three fast charge, we're ready to power your green applications.

CAPABILITIES



Vehicle Charging Cables:

- 15 to 400 amps
- 300 Volt to 600 Volt
- 18 AWG to 12 AWG EVJE
- 18 AWG to 500 kcmil EVE
- -50°C to 105°C Temp Ratings
- Oil and Sunlight Resistant
- Water, Road Salt, Antifreeze & Acid Resistant
- High Crush Resistant Available
- Optional Optical Fiber/Signal Conductors

Available Ratings:

- UL and SAE Types



On-Board Wires and Battery

- 5 to 500 amps
- 12 Volt to 600 Volt
- 20 AWG to 250 kcmil
- SGT / GXL
- Complete Line of Thermoset or Thermoplastic
- Lead, Battery and Primary Wires Available
- Water, Road Salt, Antifreeze & Acid Resistant

Available Ratings:

- UL and SAE Types



Coleman Cable Inc.

800.323.9355 • www.colemancable.com

- 134 -

Variable Frequency Drives (VFD)

CAPABILITIES



Along with renewable energy is the conservation of energy.

An important means of conserving energy was the development of variable frequency drives (VFD) - smaller, more efficient AC motors instead of large, power-hungry DC machines.

While many try to use standard wires and cables to interconnect the motor and controller, they are not only technically inefficient but additionally are not cost effective in the long run! When used, they bring these inefficiencies along with them, from high voltage spikes due to standing waves to corona discharge and premature cable failure. Not only will the cable be compromised but so will be motor bearings and shafts which may experience leakage voltages over time.

To counter these issues, the CCI engineering group has designed VFD cables using state of the art materials and advanced cable design to insure the continued operation of your VFD drive systems.



Industry Approvals:

- CE approved
- CSA AWM I/II A/B FT4
- IEEE 1202 Vertical Tray flame test (70,000 BTU/hour)
- NEC 90°C Wet/Dry rating
- NEC Article 336
- NEC Article 500, Class I & II; Division 2, hazardous locations
- RoHS compliant
- UL 1000V UL Flexible Motor Supply
- UL 1685 Vertical Tray Flame Test
- UL Direct Burial
- UL1277, 600V, Type TC-ER

Features and Materials:

- Oversized XLPE insulations to ward off corona discharge and heat build-up while providing low capacitance levels for extended cable runs.
- Finely stranded conductors available to facilitate tight bend installations while reducing damage due to cable vibration.
- Assorted shield options to meet different system issues.
- Industrial quality jackets that resist normal industrial chemicals as well as the deleterious effects of the sun — robust PVC to industrially-hardened polyurethane & TPE where water can be an issue.
- Round constructions to inhibit dust and dirt build-up while providing traditional installation.

Designs:

- 16 AWG through 4/0 (1.32 through 109 mm²)
- Stranded, tinned copper per ASTM B-33.
- Standard 7-strand and 19-strand designs as well as fine strand Class K strand available
- Heavy foil, double foil, foil/braid & copper tape shielding systems
- Number identifiers on each insulated conductor
- Symmetrical core arrangements with tri-sectioned ground conductors in continuous and intimate contact with the overall shield system to mitigate the effects of EMI.
- Aluminum or steel interlocked armors as well as seamless, continuously corrugated armor available.



Coleman Cable Inc.

800.323.9355 • www.colemancable.com



TECHNICAL

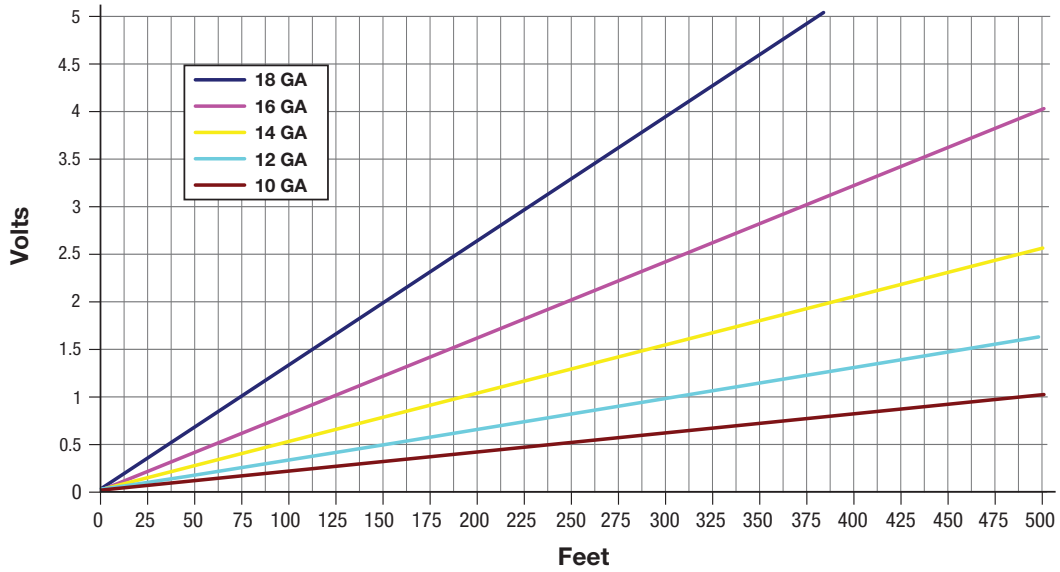
Section Index

Voltage Drop	137
Color Codes	138
Cord Nomenclature	138
Temperature Conversion	139
Decimal Equivalents	139
Physical Conversions	140
Glossary	141-155
Regulatory Markings	156
Index	158-165

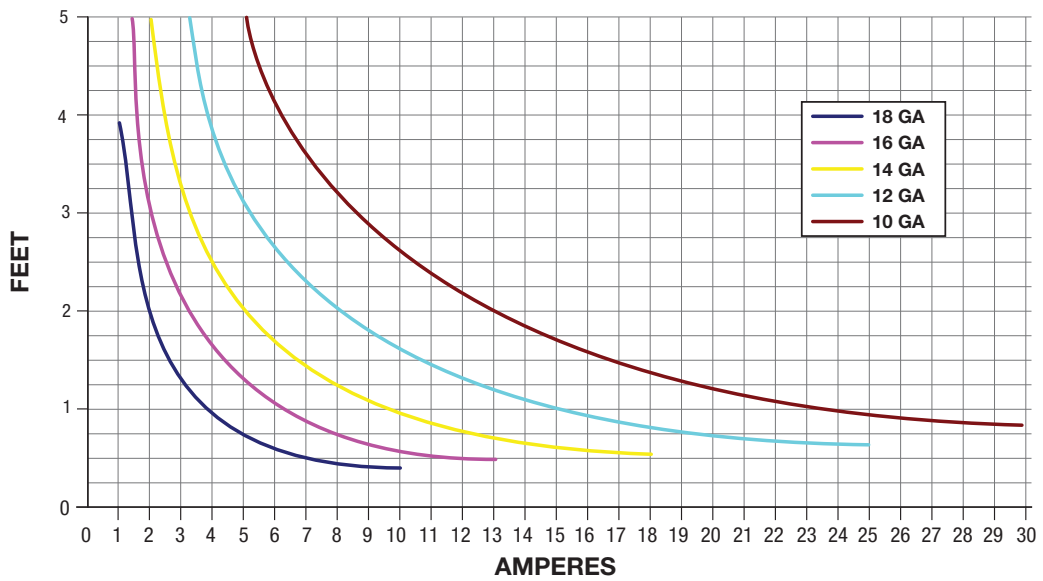
Technical Data

TECHNICAL

Voltage Drop per AMP, 20°C, 2 Current-Carrying Conductors



Maximum Cord Length, 5 Volt Drop

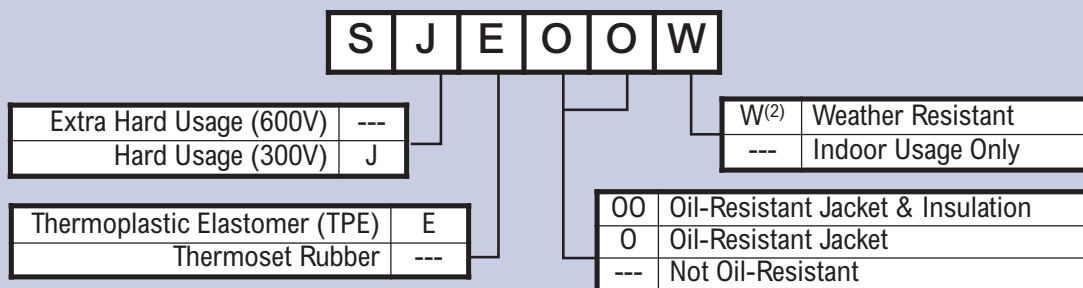


Technical Data

Color Codes for Industrial Cable

ICEA Method 1-E1 (K-1)				ICEA Method 1-E2 (K-2)			
No.	Color Code	No.	Color Code	No.	Color Code	No.	Color Code
1	Black	19	Blue/Red	1	Black	19	Orange/Blue
2	White	20	Red/Green	2	Red	20	Yellow/Blue
3	Red	21	Orange/Green	3	Blue	21	Brown/Blue
4	Green	22	Black/White/Red	4	Orange	22	Black/Orange
5	Orange	23	White/Black/Red	5	Yellow	23	Red/Orange
6	Blue	24	Red/Black/White	6	Brown	24	Blue/Orange
7	White/Black	25	Green/Black/White	7	Red/Black	25	Yellow/Orange
8	Red/Black	26	Orange/Black/White	8	Blue/Black	26	Brown/Orange
9	Green/Black	27	Blue/Black/White	9	Orange/Black	27	Black/Yellow
10	Orange/Black	28	Black/Red/Green	10	Yellow/Black	28	Red/Yellow
11	Blue/Black	29	White/Red/Green	11	Brown/Black	29	Blue/Yellow
12	Black/White	30	Red/Black/Green	12	Black/Red	30	Orange/Yellow
13	Red/White	31	Green/Black/Orange	13	Blue/Red	31	Brown/Yellow
14	Green/White	32	Orange/Black/Green	14	Orange/Red	32	Black/Brown
15	Blue/White	33	Blue/White/Orange	15	Yellow/Red	33	Red/Brown
16	Black/Red	34	Black/White/Orange	16	Brown/Red	34	Blue/Brown
17	White/Red	35	White/Red/Orange	17	Black/Blue	35	Orange/Brown
18	Orange/Red	36	Orange/White/Blue	18	Red/Blue	36	Yellow/Brown

Flexible Cord Nomenclature



- (1) In Canada, "E" becomes "T", with "(TPE)" added after the other letters. For example, "SJEOW" becomes "SJTOW (TPE)".
- (2) "W-A" prior to 7/2/98 revision of UL62.



Temperature Conversion Factors and Decimal Equivalents

Temperature Conversion Factors Centigrade to Fahrenheit

°C	°F	°C	°F	°C	°F	°C	°F	°C	°F	°C	°F	°C	°F	°C	°F	°C	°F
-80	-112.0	-20	-4.0	5	41.0	30	86.0	55	131.0	80	176.0	105	221.0	130	266.0	200	392
-70	-94.0	-19	-2.2	6	42.8	31	87.8	56	132.8	81	177.8	106	222.8	131	267.8	210	410
-60	-65.0	-18	-0.4	7	44.6	32	89.6	57	134.6	82	179.6	107	224.6	132	269.6	220	428
-50	-58.0	-17	1.4	8	46.4	33	91.4	58	136.4	83	181.4	108	226.4	133	271.4	230	446
-45	-49.1	-16	3.2	9	48.2	34	93.2	59	138.2	84	183.2	109	228.2	134	273.2	240	464
-40	-40.0	-15	5.0	10	50.0	35	95.0	60	140.0	85	185.0	110	230.0	135	275.0	250	482
-39	-38.2	-14	6.8	11	51.8	36	96.8	61	141.8	86	186.9	111	231.8	136	276.8	300	572
-38	-36.4	-13	8.6	12	53.6	37	98.6	62	143.6	87	188.6	112	233.6	137	278.6	350	662
-37	-34.6	-12	10.4	13	55.4	38	100.4	63	145.4	88	189.4	113	235.4	138	280.4	400	752
-36	-32.8	-11	12.2	14	57.2	39	102.2	64	147.2	89	192.2	114	237.2	139	282.2	500	932
-35	-31.0	-10	14.0	15	59.0	40	104.0	65	149.0	90	194.0	115	239.0	140	284.0	600	1112
-34	-29.2	-9	15.8	16	60.8	41	105.8	66	150.8	91	195.8	116	240.8	141	285.8	700	1292
-33	-27.4	-8	17.6	17	62.6	42	107.6	67	152.6	92	197.6	117	242.6	142	287.6	800	1472
-32	-25.6	-7	19.4	18	64.4	43	109.4	68	154.4	93	199.4	118	244.4	143	289.4	900	1652
-31	-23.8	-6	21.2	19	66.2	44	111.2	69	156.2	94	201.2	119	246.2	144	291.2	1000	1832
-30	-22.0	-5	23.0	20	68.0	45	113.0	70	158.0	95	203.0	120	248.0	145	293.0	1100	2012
-29	-20.0	-4	24.8	21	69.8	46	114.8	71	159.8	96	204.8	121	249.8	146	294.8	1200	2192
-28	-18.4	-3	26.6	22	71.6	7	116.6	72	161.6	97	206.6	122	251.6	147	296.6	1300	2372
-27	-16.6	-2	28.4	23	73.4	48	118.4	73	163.4	98	208.4	123	253.4	148	298.4	1400	2552
-26	-14.8	-1	30.2	24	75.2	49	120.2	74	165.2	99	210.2	124	255.2	149	300.2	1500	2732
-25	-13.0	0	32.0	25	77.0	50	122.0	75	167.0	100	212.0	125	257.0	150	302.0	1600	2912
-24	-11.2	1	33.8	26	78.8	51	123.8	76	168.8	101	213.8	126	258.0	160	320.0	1700	3092
-23	-9.4	2	35.6	27	80.6	52	125.6	77	170.6	102	215.6	127	260.6	170	338.0	1800	3272
-22	-7.6	3	37.4	28	82.4	53	127.4	78	172.4	103	217.4	128	262.4	180	356.0	1900	3452
-21	-5.8	4	39.2	29	84.2	54	129.2	79	174.2	104	219.2	129	264.2	190	374.0	2000	3632

Decimal Equivalents in Inches and Millimeters to Fractions of an Inch

64ths (inches)	Decimals		Fractions (inches)	64ths (inches)	Decimals		Fractions (inches)	64ths (inches)	Decimals		Fractions (inches)
	(inches)	(mm.)			(inches)	(mm.)			(inches)	(mm.)	
1	.0156	0.397		23	.3594	9.128		45	.7031	17.859	
2	.0313	0.794	1/32	24	.3750	9.525	3/8	46	.7188	18.256	23/32
3	.0469	1.191		25	.3906	9.922		47	.7344	18.653	
4	.0625	1.587	1/16	26	.4063	10.319	13/32	48	.7500	19.050	3/4
5	.0781	1.984		27	.4219	10.715		49	.7656	19.447	
6	.0938	2.381	3/32	28	.4375	11.112	7/16	50	.7813	19.843	25/32
7	.1094	3.778		29	.4531	11.509		51	.7969	20.240	
8	.1250	3.175	1/8	30	.4688	11.906	15/32	52	.8125	20.637	13/16
9	.1406	3.572		31	.4844	12.303		53	.8281	21.034	
10	.1563	3.969	5/32	32	.5000	12.700	1/2	54	.8438	21.431	27/32
11	.1719	4.366		33	.5156	13.097		55	.8594	21.828	
12	.1875	4.762	3/16	34	.5315	13.493	17/32	56	.8750	22.225	7/8
13	.2031	5.159		35	.5469	13.890		57	.8906	22.621	
14	.2188	5.556	7/32	36	.5625	14.287	9/16	58	.9063	23.018	29/32
15	.2344	5.953		37	.5781	14.684		59	.9219	23.415	
16	.2500	6.350	1/4	38	.5938	15.081	19/32	60	.9375	23.812	7/8
17	.2656	6.747		39	.6094	15.478		61	.9531	24.209	
18	.2813	7.144	9/32	40	.6250	15.874	5/8	62	.9688	24.606	31/32
19	.2969	7.541		41	.6406	16.272		63	.9844	25.003	
20	.3125	7.937	5/16	42	.6463	16.668	21/32	64	1.0000	25.400	1
21	.3281	8.334		43	.6719	17.065					
22	.3438	8.731	11/32	44	.6875	17.462	11/16				

Conversion Factors

English / Metric Unit Conversions

Length	Area	Volume	Mass
Inches x 25.4 = Millimeters	Inch ² x 6.4516 = Centimeter ²	Inch ³ x 16.387 = Centimeter ³	Ounce x 8.3495 = Gram
Millimeters x 0.039373 = Inches	Centimeter ² x 0.1550 = Inch ²	Centimeter ³ x 0.06102 = Inch ³	Gram x 0.03527 = Ounce
Kilometers x 0.6214 = Miles	Feet ² x 0.0929 = Meter ²	Feet ³ x 0.028317 = Meter ³	Pound (advp) x 0.4536 = Kilogram
Miles x 1.609 = Kilometers	Meter ² x 10.7639 = Feet ²	Meter ³ x 35.3148 = Feet ³	Kilogram x 2.205 = Pound (advp)
Feet x 0.3048 = Meters	Mile ² x 2.590 = Kilometer ²		Kilogram/km x 0.67198 = Pounds (advp)/kft
Meters x 3.281 = Feet	Kilometer ² x 0.3861 = Mile ²		Pounds (advp)/kft x 1.4816 = Kilogram/km
Ohms/km x 0.3048 = Ohms/kft	Circular Mil x 0.7854 =		Pounds (advp)/Inch ² x 7.0307 x 10 ⁻⁴ kg/mm ²
Ohms/kft x 3.2808 = Ohms/km	Mil ² x 1.27324 = Circular Mil		Kilograms/mm ² x 1422.28 = Pounds (advp)/Inch ²

AWG / Metric Conductor Chart (Solid Conductors at 20°C)

AWG	O.D. (mils)	CMA (Nom.)	O.D., (mm)	mm ²	AWG	O.D. (mils)	CMA (Nom.)	O.D., (mm)	mm ²
4/0	460.0	211600	11.684	136.52	27	14.2	201	0.3607	0.130
3/0	409.6	167772	10.404	108.24	28	12.6	158	0.3200	0.102
2/0	364.8	133079	9.266	85.86	29	11.3	127	0.2870	0.082
1/0	324.9	105560	8.252	68.10	30	10.0	100	0.2540	0.065
1	289.3	83694	7.348	53.00	31	8.9	79.2	0.2261	0.051
2	257.6	66357	6.543	42.81	32	8.0	64.0	0.2032	0.041
3	229.4	52624	5.827	33.95	33	7.1	50.4	0.1803	0.033
4	204.3	41738	5.189	26.93	34	6.3	39.7	0.1600	0.026
5	181.9	33087	4.620	21.35	35	5.6	31.4	0.1422	0.020
6	162.0	26244	4.115	16.93	36	5.0	25.0	0.1270	0.016
7	144.3	20822	3.665	13.43	37	4.5	20.2	0.1143	0.013
8	128.5	16512	3.264	10.65	38	4.0	16.0	0.1016	0.010
9	114.4	13087	2.906	8.44	39	3.5	12.2	0.0889	0.0079
10	101.9	10383	2.588	6.70	40	3.1	9.61	0.0787	0.0062
11	90.7	8226	2.304	5.31	41	2.8	7.84	0.0711	0.0051
12	80.8	6528	2.052	4.21	42	2.5	6.25	0.0635	0.0040
13	72.0	5184	1.829	3.34	43	2.2	4.84	0.0559	0.0031
14	64.1	4108	1.628	2.65	44	2.0	4.00	0.0508	0.0026
15	57.1	3260	1.450	2.10	45	1.76	3.10	0.0447	0.0020
16	50.8	2580	1.290	1.66	46	1.57	2.46	0.0399	0.0016
17	45.3	2052	1.151	1.32	47	1.40	1.96	0.0356	0.0013
18	40.3	1624	1.024	1.05	48	1.24	1.54	0.0315	0.0010
19	35.9	1288	0.912	0.83	49	1.11	1.23	0.0282	0.00079
20	32.0	1024	0.813	0.66	50	0.99	0.980	0.0251	0.00063
21	28.5	812	0.724	0.52	51	0.88	0.774	0.0224	0.00050
22	25.3	640	0.643	0.41	52	0.78	0.608	0.0198	0.00039
23	22.6	510	0.574	0.33	53	0.70	0.490	0.0178	0.00032
24	20.1	404	0.511	0.26	54	0.62	0.384	0.0157	0.00025
25	17.9	320	0.455	0.21	55	0.55	0.303	0.0140	0.00020
26	15.9	252	0.4039	0.163	56	0.49	0.240	0.0124	0.00015



Glossary

AB: Butyl rubber insulated, high-voltage cable.

ABC: 600 volt rated, BX-armored building wire with PVC insulation. Formerly referred to as Armored Brush Cable.

Abrasion Resistance: Ability of a wire, cable or material to resist surface wear.

AC: Flexible metal tape armored cable for branch circuit & feeder cable applications.

Accelerated Aging: A test in which voltage, temperature, etc. are increased above normal operating values to obtain observable deterioration in a relatively short period of time.

ACR: Corona resistant insulation.

ACS: American Chemical Society.

ACSR: Aluminum conductor, steel reinforced.

ACT: Armored cable that contains plastic insulated conductors.

ACU: Armored cable that contains latex rubber insulated conductors.

ACV: Varnished cambric insulation, PVC interlocked armor. 5000 Volts.

Aerial Cable: A cable suspended in the air on poles or other overhead structure.

AF: Asbestos insulated, single solid or stranded conductor fixture wire. Impregnated with moisture resisting, flame retarding compound. With or without braid. 300V, 150°C.

AFS: Two-or-three-conductor, heat resistant cord with impregnated-asbestos insulation and rubber jacket. For use in damp locations. 300V.

AFSJ: Same as AFS but for lighter (junior) service. 300V.

AGS: Solid, stranded or flexible nickel conductor, silicone-impregnated asbestos.

AI: Appliance wire same as type A, but moisture resistant as well as heat and flame resistant; dry locations only. Without braid. 300V, 125°C.

AL or **ALS:** Used as a suffix to denote a wire or cable having an aluminum sheath.

Aliphatic: Organic compound that is not aromatic (it lacks a particular arrangement of atoms in its molecular structure). Memory Trick: Aliphatic hydrocarbons are major components in material such as gasoline and oil-based paints.

Alkall: Soluble salt consisting of potassium or sodium carbonate.

Alkane: Any of numerous saturated hydrocarbons (also called paraffin).

Alkene: Any of numerous unsaturated hydrocarbons having one double bond (such as ethylene).

Alloy: A metal formed by combining two or more different metals to obtain desirable properties.

Alternating Current: electric current that continually reverses its direction. It is expressed in cycles per second (hertz or Hz).

Ambient Temperature: The temperature of a medium surrounding an object.

American Wire Gauge (AWG): A standard system for designating wire diameter. Primarily used in the United States.

Ampacity: The amount of current (electrical flow) a conductor can carry. The larger the wire size, the greater the amount of current. Current is expressed in amperes (AMP).

Ampere: The unit of current. One ampere is the current flowing through one ohm of resistance at one volt potential.

AN: Aircraft wire.

Analog: Representation of data by continuously variable quantities.

Annealed Wire: Wire which after final drawdown, has been heated and slowly cooled to remove the effects of cold working.

ANSI: American National Standards Institute.

ASA: American Standards Association. Former name of ANSI.

Anti-Oxidant: A substance which prevents or slows down oxidation of material exposed to heat.

ASE: Service entrance cable, above or below ground use. Some constructions suitable for under ground use. Flame retardant, moisture resistant, abuse resistant covering.

ASME: American Society of Mechanical Engineers.

ASTM: American Society for Testing and Materials.

Attenuation: Power loss in an electrical system. In cables, generally expressed in dB per unit length.

AV or **AVC:** Asbestos and varnished-cambric insulated, with asbestos or glass braid. 600V, 110°C.

AVA: Impregnated asbestos and varnished-cambric insulated, with asbestos or glass braid.

AVB: Same as AVA, but with cotton braid. 600V, 90°C.

Glossary

AVL: Same as AVA, except lead sheath replaces asbestos or glass braid. 600V, 110°C; 5000V, 100°C.

AVPD: Two- or three- conductor heat and moisture resistant cord, asbestos and varnished-cambric insulation with asbestos braid. Round construction, flame retardant, moisture resistant finish. For use in damp locations. 600V, 110°C.

AVPO: Same as AVPD, but two-conductor flat construction.

AWG: American Wire Gauge. Based on the circular mil system. 1 mil equals 0.001".

AWM: Appliance Wiring Material.

B: Same as AVC. Motor lead wire.

Band Marking: A continuous circumferential band applied to a conductor at regular intervals for identification.

Bandwidth: The difference between the upper and lower limits of a given band of frequencies. Expressed in Hertz (Hz).

Balanced Circuit: A circuit so arranged that the impressed voltages on each conductor of the pair are equal in magnitude but opposite in polarity with respect to Ground.

BDC: Plastic bus drop cable.

Bend Radius: The radius of curvature that a wire or cable can bend without causing any damaging effects.

Binder: A spirally served tape or thread used for holding assembled cable components in place awaiting subsequent manufacturing operations.

Bit Error Rate (BER): Discrepancy between outgoing and incoming bits transmitted between.

Bond Strength: Amount of adhesion between surfaces, such as when surfaces are cemented together.

Braid: A fibrous or metallic group of filaments interwoven in cylindrical form to form a covering over one or more wires.

Braid Angle: The smaller of the two angles formed by the shielding strand and the axis of the cable being shielded.

Braid Carrier: A spool or bobbin on a braider which holds one group of strands or filaments consisting of a specific number of ends. The carrier resolves during braiding operations.

Braid Ends: The number of strands used to make up one carrier. The strands are wound side by side on the carrier bobbin and are laid parallel in the finished braid.

Breakdown Voltage: The voltage at which the insulation between two conductors is destroyed.

Breakout: The point at which a conductor or group of conductors is separated from a multiconductor cable to complete circuits at various points along the main cable.

BS6746: British Standard for PVC insulation and sheath of electric cable.

Bunch Stranding: A group of wires of the same diameter twisted together without a predetermined pattern.

Butyl: Synthetic rubber polymer.

BW: Braided wire armor. Basket weave.

BX: Armored building wire, 600V.

C: Lamp cord, two or more conductors twisted together. Rubber insulation, cotton braid for pendant or portable use in dry places. Not overall covering. 300V or 600V, 60°C. For pendant or portable use in dry places. Not overall covering. 300V or 600V, 60°C.

Cable Assembly: A length of fiber optic cable with connectors on one or both ends.

Cable Track (C-Track): Flexible plastic or metallic tray, used to guide and protect cables in high speed motion applications.

Cable Tray: See "Cable Track".

CAC: Flexible copper synthetic tapes, felted asbestos and lacquered braid. 1000V, 125°C.

CAD: Computer Aided Design.

CAM: Computer Aided Manufacturing.

Cambric: Cotton cloth tape coated with an insulation varnish used on extremely high voltage conductors.

Capacitance: The storage of electrically separated charges between two conductor surfaces having different potentials. The value depends upon the surface area of the conductors and the distance between them. Capacitance is expressed in Pico farad per foot (pF/ft).

Carrier Frequency: The Electromagnetic wave Frequency selected to transmit information. Optical carrier Frequency is from the infrared, visible range or ultraviolet spectrum (1012 Hz and above).

CATV: Community Antenna Television. For general use within buildings in accordance with NEC Article 820.

CATVP: Community Antenna Television. For use within buildings in ducts, plenums or other spaces used for environmental air in accordance with NEC Article 820.

CATVR: Community Antenna Television. For use within buildings in vertical shafts in accordance with NEC Article 820.



CATVX: Community Antenna Television. For limited use within buildings in accordance with NEC Article 820.

CB: Rubber-insulated brewery cord, with weatherproof braid on each conductor. Twisted, no overall covering.

CBO: Polychloroprene-insulated brewery cord for use in damp locations.

CCTV: Closed Circuit Television.

CE: (Conformité Européenne) is a European Economic Community approval indicating that a product complies with a European Directive. retardant, moisture resistant covering. Overall polychloroprene sheath. 60°C - 75°C.

Cellular (Foam) Polyethylene: Expanded or "foam" polyethylene consisting of individual closed cells suspended in a polyethylene medium.

CENELEC: European Economic Community Committee for Standardization of technical requirements.

Certificate of Compliance (C of C):

A certificate which is normally generated by a Quality Control Department, which shows that the product being shipped meets the customer's specifications.

Certified Test Report (CTR): A report providing actual test data on a cable. Tests are normally run by a Quality Control Department, which shows that the product being shipped conforms to test specifications.

CF: Fixture wire, heat resistant, with flame retardant, moisture resistant impregnated cotton insulation. With or without plain or fancy cotton or rayon braid. 300V, 90°C.

CFC: Two or three CF type wires twisted together without overall covering. Color-coded. 300V, 90°C.

CFPD: Two or three CF type wires twisted together with overall covering. Color-coded. 300V, 90°C.

CFPO: Two CF type wires laid parallel with overall braid. Color-coded. 300V, 90°C.

Characteristic Impedance: The ration of voltage to current at each point along a transmission line on which there are no standing waves. Characteristic impedance is expressed in Ohms (Ω).

Circular MIL: The area of a circle on mil (.001") in diameter; 7.845 x 10⁻⁷ sq. in. Used in expressing wire cross sectional area.

CL2: Cable intended for use in class 2 circuits within a building in accordance with NEC Article 725.

CL2P: NEC Article 725 Class 2 Plenum remote control, signaling and power-limited cables. Meets UL 910 (Steiner Tunnel Test) for Class 2 systems.

CL2R: NEC Article 725 Class 2 Riser remote control, signaling and power-limited cables. Meets Riser Flame test for Class 2 systems.

CL2X: NEC Article 725 Class 2 Dwelling remote control, signaling and power-limited cables. Meets VW-1 flame test for Class 2 systems.

CL3: Cable intended for use in class 3 circuits within a building in accordance with NEC Article 725.

CL3P: NEC Article 725 Plenum remote control, signaling and power-limited cables. Meets UL 910 (Steiner Tunnel Test) for Class 3 systems.

CL3R: NEC Article 725 Class 3 Riser remote control, signaling a power-limited cables. Meets Riser Flame test for Class 3 systems.

CL3X: NEC Article 725 Class 3 Dwelling remote control, signaling power-limited cables. Meets VW-1 flame test for Class 3 systems.

CM: NEC Article 725 Communications Wires and Cables General Purpose. Meets Vertical Tray flame test for communications systems.

CMG: NEC Article 725 Communications Wires and Cables General Purpose.

CMP: NEC Article 725 Communications Wires and Cables Plenum. Meets Steiner Tunnel Test for communications systems.

CMR: NEC Article 725 Communications Wires and Cables Riser. Meets Riser flame test for communications systems.

CMUC: Indicates cable for under carpet use in accordance with section 800.53(E)(6) of the NEC.

CMX: NEC Article 725 Communications Wires and Cables Dwellings. Meets VW-1 flame test for communications systems.

Cold Flow: Deformation of the insulation due to mechanical force or pressure (not due to heat softening).

Collected Volatile Condensable Material (%CVCM): The percent of the original sample weight that condenses on a cold receiver in the test apparatus.

Common Axis Cabling: In multiple cable constructions, a twisting of all conductors about a "common axis" with two conductor groups then selected as pairs. This practice yields smaller diameter constructions than does a separate axis construction, but tends to yield greater susceptance to EMI and ESI.

Glossary

Common Mode: (Noise), caused by a difference in “group potential”. By ground at either end rather than both ends (usually grounded at source) one can reduce this interference.

Concentric Stranding: A central wire surrounded by one or more layers of helically wound strands in a fixed round geometric arrangement.

Concentricity: In a wire or cable, the measurement of the location of the center of the conductor with respect to the geometric center of the surrounding insulation.

Conductance (G): The ability of a conductor to carry an electrical charge. The ratio of the current flow to the potential difference causing the flow. The reciprocal of resistance. Conductance is expressed in siemens (S).

Conductivity: The capability of a material to carry electrical current – usually expressed as a percentage of copper conductivity (copper being 100%).

Conductor: An uninsulated wire suitable for carrying electrical current.

Conformite Europeenne (CE): Is a European Community approval indicating that a product complies with a European Directive.

Continuous Vulcanization: Simultaneous extrusion and curing of Elastomeric wire coating materials.

Control Cable: A multiconductor cable made for operation in control or signal circuits.

Copolymer: A compound resulting from the polymerization of two different monomers.

Copper-Clad: Steel with a coating of copper welded to it.

Corona: The ionization (charging) of air around a conductor within an insulation material due to high voltage levels.

Corrosion: The deterioration of a material by chemical reaction or galvanic action.

Crazing: The minute cracks on the surface of plastic materials.

CRCS: Continuous Rigid Cable Support; synonymous with a tray.

Creep: The dimensional change with time of a material under load.

Cross-linked: A term denoting intermolecular bonds between long chain Thermoplastic polymers, affected by chemical or irradiation techniques.

CRT: Cathode Ray Tube; common terminology for a video display terminal. Also referred to as VDU or VDT.

CSA: Canadian Standards Association.

C Track: A cable guide mechanism manufactured of either plastic or metal used in continuous flexing applications.

Cut-Through Resistance: The ability of a material to withstand mechanical pressure, (usually a sharp edge or small radius) without separation.

CV: Continuous Vulcanization. Simultaneous extrusion and vulcanization of wire coating materials.

CX: Two conductor, #18 AWG, rubber-insulated, twisted Christmas tree cord. 300V.

CXT: Two conductor, #18, plastic-insulated, twisted Christmas tree cord. 300V.

Cycle Life: The number of repetitive flex motions that a wire or cable can withstand prior to breakdown.

D: Used as a suffix to indicate a twin wire with two insulated conductors laid parallel under an outer, non-metallic covering.

DBS: Acronym meaning Digital Broadcast System.

Decibel (dB): A unit to express differences of power level. A term that expresses two power levels used to indicate gains or losses in a system.

Derating Factor: A factor used to reduce the current carrying capacity of a wire when used in environments other than that for which the value was established.

Dielectric: Any insulating material between two conductors, which permits Electrostatic attraction and repulsion to take place across it.

Dielectric Constant (ε): The ratio of the capacitance using the material in question as the Dielectric, to the capacitance resulting when the materials is replaced by air.

Dielectric Strength: The voltage which an insulation can withstand before breakdown occurs. Usually expressed as a voltage gradient (such as volts per mil).

Direct Current (DC): An electric current which flows in one direction.

DR: Rubber range and dryer cord (CSA).

Drain Wire: In a cable, the uninsulated wire in intimate contact with a shield to provide for easier termination of such a shield to Ground.



Glossary

DRO: Polychloroprene range and dryer cord (CSA).

DRT: Plastic range and dryer cord (CSA).

Duplex Insulated: In the thermocouple industry, a combination of dissimilar metal conductors of a thermocouple or Thermocouple Extension Wire.

E: Elevator lighting and control cable. Rubber insulation, three overall braids, outer flame retardant and moisture resistant. May have steel supporting strand in center. 300V.

EIA: Electronic Industries Association.

Elastomer: A class of long-chain polymers capable of being crosslinked to produce elastic compounds, e.g. polychloroprene and ethylene propylene rubber.

Electromagnetic: Pertaining to the combined electric and magnetic fields associated with movements of electrons through conductors.

Electromotive: (EMF): Pressure or voltage. The force which causes current to flow in a circuit.

Electrostatic: Pertaining to static electricity at rest. A constant intensity electric charge.

Elongation: The fractional increase in length of a material stressed in tension.

EMI: Electromagnetic Interference.

EO: Elevator lighting and control cable. Rubber insulation, cotton braid, polychloroprene jacket. May have steel supporting strand in center. 300V.

ET: Elevator lighting and control cable. PVC insulation, three braids, flame retardant and moisture retardant finish. May have steel supporting strand in center. 300V.

Ethylene Propylene Rubber (EPR): An ozone-resistant rubber consisting primarily of ethylene propylene Copolymer (EPM) or ethylene-propylene-diene monomer rubber (EDPM).

External Interference: The effects of electrical waves or fields which cause spurious signals other than the desired intelligence, e.g. noise.

F: Flat band metallic armor.

Farad: (F): Unit of capacitance whereby a charge of one coulomb produces a one volt potential difference.

Fatigue Resistance: Resistance to metal crystallization which leads to conductors breaking from flexing.

FCC: Flexible Control Cable.

FEP: Fluorinated ethylene propylene-insulated wire. 90°C dry and damp locations; 200°C dry locations (special applications).

FEPB: Fluorinated ethylene propylene-insulated wire but with glass or asbestos.

FF-1: Fixture wire. Flexible, rubber-insulated, single conductor. 300V, 60°C.

FF-2: Same as FF-1 with 600V rating.

FFH-1: Heat resistant fixture wire; otherwise same as FF-1, 300V.

FFH-2: Same as FFH-1 with 600V rating.

Filler: (1) A material used in multiconductor cables to occupy large interstices formed by the assembled conductors. (2) An inert substance added to a compound to improve properties or decrease cost.

Fluorinated Ethylene Propylene (FEP) is a "Teflon" fluorocarbon resin and is a Registered T.M. of the DuPont Company. This is a melt extrudable fluorocarbon resin.

Flat Cable: Multiconductor cable arranged in a parallel type configuration manufactured with controlled tolerance spacing.

Flame Resistance: The ability of a material not to propagate flame once the flame source is removed.

Flammability: The measure of the material's ability to support combustion.

Flex Life: The measurement of the ability of a conductor or cable to withstand repeated bending.

Flexibility: That quality of a cable or cable component which allows for bending under the influence of outside force, as opposed to limpness which is bending due to the cable's own weight.

Foamed Plastics: Insulations having a cellular structure.

FPL: NEC Article 760 Power-limited fire protective signaling cables General Purpose. Meets Vertical Tray flame test.

FPLP: NEC Article 760 Power-limited fire protective signaling cables Plenum. Meets Vertical Tray flame test.

FPLR: NEC Article 760 Power-limited fire protective signaling cables Riser. Meets Riser flame test.

FR-1: A flammability rating established by UL for wires and cables that pass a specially designed vertical flame test. This designation has been replaced by VW-1.

Frequency: Refers to the number of cycles per second of an AC signal or an RF signal.

FRMR: Flame retarding moisture resisting finish.

Glossary

FT1: Flammability rating established by Canadian Standards Association for a vertical flame test of wire and cable.

FT4: Flammability rating established by Canadian Standards Association for a vertical flame test of cables in cable trays.

FT6: Flammability rating established by Canadian Standards Association for horizontal flame and smoke testing of cables.

FTIR: Fourier Transform Infrared Spectroscopy. A failure analysis technique that provides information about the chemical bonding/ molecular structure of materials and identify unknown materials.

FX: Single rubber-insulated Christmas tree wire with outer braid. 125V, 60°C.

FXT: Single plastic-insulated Christmas tree wire. 125V, 60°C.

G: 95°C rubber-insulated, polychloroprene-jacketed, portable power cable with two to five #8 AWG or larger conductors with ground wires.

Gauge: A term used to denote the physical size of a wire.

GOR: Gasoline and oil resistant.

GPIB: General Purpose Interface Bus Assembly typically used for interconnecting measurement devices.

Ground: The connection between an electrical circuit and the earth or other large conducting body to serve as the earth thus making a complete electrical circuit.

GTO: Gas tube sign and oil burner ignition cable. 5000V-15000V.

H: Shielded power cable. Multi-conductor cables have paper or varnished-cambric insulation applied directly over individual conductors. Spiraled metallic shielding tape over insulation with overall protective covering.

Harmonized (HAR): Products meeting requirements of CENELEC for use in European Economic Community.

Harness: An arrangement of wires and cables, usually with many breakouts, which have been tied together or pulled into a rubber sheath, used to interconnect electric circuits.

Hash Mark Stripe: A non-continuous Helical Stripe applied to a conductor for identification.

HC: Two or more conductor heater cord, asbestos- and rubber-insulation with cotton braid over each conductor. Twisted, no overall covering.

Heat Distortion: Distortion of a material due to the effects of heat.

Heat Shock: A test to determine stability of a material by sudden exposure to a high temperature for a short period of time.

Helical Stripe: A continuous, colored, spiral stripe applied to a conductor for circuit identification.

Hertz (Hz): A term replacing cycles-per-second as a unit of Frequency.

HF: Polyethylene-insulated radio hookup wire or without braid

Hi-Pot: A test designed to determine the highest voltage that can be applied to a conductor without electrically breaking down the insulation.

Hook-Up Wire: A single insulated conductor used for low current, low voltage (usually under 1000 Volts) applications within enclosed electronic equipment.

HPD: Rubber and asbestos-insulated heater cord. No braid in individual conductors but with braid overall. Also made with polychloroprene-insulation and no asbestos or PVC/NBC.

HPN: Two-conductor, polychloroprene-insulated heater cord. Parallel construction. For use in damp locations.

HS: Rubber- and asbestos-insulated heater cord. Cotton serve and rubber-jacketed overall. For use in damp locations, #14 or #12 conductors. Also made with polychloroprene-insulated inners.

HSJ: Same as type HSD but with #18 or #16 conductors and differing thickness of jacket.

HSJO: Same as HSJ but with polychloroprene jacket.

HSO: Polychloroprene jacketed heater cord.

HW: Radio hookup wire with PVC insulation. With or without nylon jacket, braid or shield. 2500V.

Hydrocarbon: Organic chemical compound that is comprised of only carbon (C) and hydrogen (H) atoms.

Hygroscopic: Readily absorbing and retaining moisture.

Hypalon: DuPont's trade name for their chlorosulfonated polyethylene, an ozone-resistant synthetic rubber.

I: Interlocked armor of aluminum, bronze or steel.

ICEA: Insulated Cable Engineers Association.

IEC: International Electro technical Commission.

IEEE: Institute of Electrical and Electronics Engineers.



Glossary

Impact Strength: A test for determining the mechanical punishment a cable can withstand without physical or electrical breakdown by impacting with a given weight, dropped a given distance, in a controlled environment.

Impedance: The total opposition (reactance, X & resistance, R) that a circuit offers to the flow of alternating current (AC) at any given frequency. Impedance is expressed in Ohms. Impedance is not length related.

IMSA: International Municipal Signal Association.

Index of Refraction: The ratio of the velocity of light in free space to the velocity of light in a given material.

Inductance: The property of a circuit or circuit element that opposes a change in current flow, causing current changes to lag behind voltage changes. This is expressed in micro henries per foot (uH/Ft).

Insulation: A material having high resistance to the flow of electric current.

Insulation Resistance (I.R.): That resistance offered by an insulation to an impressed dc voltage, tending to produce a leakage current through the insulation.

Interference: Electrical or Electromagnetic disturbances which introduce undesirable responses into other electronic equipment.

Interstices: Voids or valleys between individual strands in a conductor or between insulated conductors in a multi-conductor cable during extreme flexing.

IPCEA: Insulated Power Cable Engineers Association.

IPE: Irradiated polyethylene tape.

Irradiation: In insulations, the exposure of the material to high energy emissions to alter the molecular structure by cross-linking.

ISA: Instrument Society of America.

ISO: International Standards Organization.

J: Asphaltic jute, non-metallic armor.

Jacket: An outer covering, usually non-metallic, mainly used for protection against the environment.

KPSI: Tensile strength in thousands of pounds per square inch.

Kynar: Pennwalt trade name for polyvinylidene fluoride, a fluorocarbon material used as insulation for wire wrap wire.

L: Denotes lead sheath.

Lay: The length measured along the axis of a wire or cable required for a single strand (in stranded wire) or conductor (in cable) to make one complete turn about the axis of the conductor or cable. 3.28 feet.

LESCW: Low energy safety circuit wire.

LW: Radio hookup wire with PVC insulation. With or without nylon jacket, braid or shielding braid. 300V.

M: Suffix indicating two or more insulated, twisted conductors under an outer, non-metallic covering.

MATV: Acronym for Master Antenna Television System.

MC: Denotes cable with interlocking metal tape or corrugated tube enclosure.

MCM: One thousand circular mils.

Mho: The unit of conductivity. The reciprocal of an ohm

MHz: Megahertz (one million cycles per second). Formerly Mc.

MI: One or more conductors insulated with highly compressed magnesium oxide and enclosed in liquid-/gas-tight metallic tube. 90°C dry and wet locations; 250°C for special applications.

Mil: A unit used in measuring diameter of a wire or thickness of insulation over a conductor. One one-thousandth of an inch (.001").

Mis-Match: A termination having a different impedance than that for which a circuit or cable is designed.

ML: Single-conductor, paper-lead cables twisted together without overall covering. Type A: AVC mine locomotive cable; Type B: motor lead wire.

MN: Mining Machine cable.

Modulation: The coding of information onto the carrier Frequency. Modulation means include (among others) amplitude, frequency, or phase pulse many forms of on-off Digital coding.

Modulus of Elasticity: The ratio of stress to strain in an elastic material.

Moisture Absorption: The amount of moisture, in percentage, that a material will absorb under specified conditions.

Moisture Resistance: The ability of a material to resist absorbing moisture from the air or when immersed in water.

Monomer: The basic chemical unit used in building a polymer.

Glossary

MP: NEC Article 800 Multipurpose Cables General Purpose. Meets Vertical Tray flame test. This listing will no longer be permitted after 7/1/2003

MPG: NEC Article 800 Multipurpose Cables General Purpose. This listing will no longer be permitted after 7/1/2003.:

MPP: NEC Article 800 Multipurpose Cables Plenum. Meets Steiner Tunnel test. This listing will no longer be permitted after 7/1/2003

MPR: NEC Article 800 Multipurpose Cables Riser. Meets Riser flame test. This listing will no longer be permitted after 7/1/2003

MRFR: Moisture resistant, flame retardant finish

MTW: Moisture, heat and oil resistant thermoplastic-insulated machine tool wire. 90°C to 105°C, 600V

MUX: Unit that allows the simultaneous transmission of multiple messages over a single cable

MW: Radio hook-up wire with PVC insulation and plain or nylon jacket, braid, or shield. 1000V

Mylar: DuPont trade name for a polyester material.

National Electrical Code (NEC): A consensus standard published by the National Fire Protection Association (NFPA) and incorporated in OSHA regulations.

NBC: A blend of acrylonitrile-butadiene rubber and PVC. Used for jacketing.

NBS: National Bureau of Standards.

NEC: National Electrical Code; oftentimes simply referred to as the "CODE".

NEMA: National Electrical Manufacturers Association.

NFPA: National Fire Protection Association; the administrative sponsor of the NEC.

NM: Non-metallic sheathed cable, braid or plastic covered. For dry use. 60°C.

NM-B: Type NM cable using 90°C insulation.

NMC: Non-metallic sheathed cable, plastic or polychloroprene covered. Wet or dry use, 60°C.

NMC-B: Type NMC cable using 90°C insulation.

NRHW: Moisture and heat resistant rubber insulation with polychloroprene jacket for use in ducts. Dry and wet locations. 600V, 75°C.

Nylon: A group of polyamide polymers which are used for wire and cable jacketing.

OFHC: Oxygen-Free High Conductivity Copper.

OFN: NEC Article 770 Optical Fiber Network.

OFNP: NEC Article 770 Optical Fiber Network Plenum.

OFNR: NEC Article 770 Optical Fiber Network Riser.

OHM (Ω): Unit of resistance such that a constant current of one Ampere produces a force of one Volt.

OSHA: Occupational Safety and Health Act; covers all factors relating to safety in the workplace.

Outgassing: The percentage of a gas released during the combustion of insulation or jacketing materials. Outgassing is a critical concern in many applications, such as those involving space uses due to the chemical composition of materials.

Overlap: The amount the trailing edge laps over the leading edge of a tape wrap.

P: Two or more rubber-insulated stranded conductors with cotton braid over each. Overall cover of cotton braid reinforcement over rubber filler. For pendant or portable use in damp locations. 300V-600V.

Pairing: The union of two insulated single conductors through twisting.

PBM-122: Trailing mine cables.

PCG: Portable mine cable with power, control and ground conductors.

PD: Rubber-insulated, stranded conductors with cotton braid over each. Conductors twisted with braid overall. Light duty, dry locations on appliances. 300V.

PFA: Perfluoroalkoxy; fluoropolymer used as a wire insulation.

PFAH: High temperature version of PFA used for dry locations only; 250°C rated.

PG: Portable mine cables containing power and ground conductors. 600V.

Pick: The distance between two adjacent crossover points of braid filaments. The measurement in picks per inch indicates the degree of coverage.

Pitch: In Flat Cable, the nominal distance between the index edges of two adjacent conductors.

PL: Two rubber-insulated, parallel-laid lamp cords with overall cotton or rayon braid. For light duty on small appliances in dry locations. 300V.

Plastic Deformation: Change in dimensions under a load that is not recovered when the load is removed.

Plasticizer: A chemical agent added to plastics to make them softer and more pliable.

PLSJ: All-rubber parallel-jacketed two conductor light duty cord for pendant or portable use in damp locations. 300V.



PLT: Same as PLSJ except thermoplastic insulation.

PLTC: NEC Article 760 Power Limited Tray Cable General Purpose. Meets Vertical Tray flame test.

PNA, PNW: Polyethylene-insulated control cables with nylon sheath on individual conductors. Cabled tape and PVC jacket. Dry and wet locations. 600V, 75°C.

PO: Two stranded copper conductors with separator and code rubber insulation and cotton braid over each. Laid parallel with cotton or rayon braid overall. For use in dry locations on small appliances. 300V-600V.

Polyester: Polyethylene terephthalate, which is used extensively in the production of a high-strength moisture-resistant film used as a cable core wrap.

Polyethylene (PE): A family of insulation's derived from the polymerization of ethylene gas and characterized by outstanding electrical properties, including high I.R., low Dielectric constant, and low Dielectric loss across the frequency spectrum. Mechanically rugged, it resists abrasion and cold flow.

Polymer: A material of high molecular weight formed by the chemical union of monomers.

Polyolefin: A family of thermoplastics based upon the unsaturated hydrocarbons known as olefins. When combined with butylene or styrene polymers, they form compounds such as polyethylene and polypropylene.

Polyvinylchloride: A general purpose family of insulation's whose basic make up is polyvinylchloride or its copolymer vinyl acetate. Plasticizers, stabilizers, pigments and fillers are added in lesser quantity to improve mechanical and/or electrical properties of this material.

Porosity: Multiple air voids in an insulation or jacket wall.

POS: Pairs, Overall Shield

POSJ: All-rubber, parallel, light duty rip-cord for use on lamps and small appliances. 300V, 60°C.

POSJX: All-rubber, parallel, #20 AWG rip-cord for use on lamps, clocks and Christmas trees. 125V.

POT: Thermoplastic, parallel, light duty rip-cord. 300V, 60°C to 105°C.

POT: Acronym for "Plain Old Telephone" wires used before the introduction of Category Telephone Cables.

Potting: The sealing of a cable termination or other component with a liquid which Thermosets into an Elastomer.

Power Factor: The ratio of resistance to impedance. The ratio of an actual power of an Alternating Current (A.C.) to apparent power. Mathematically, the cosine of the angle between the voltage applied and the current resulting.

POXT: Same as thermoplastic, parallel, light duty rip-cord, 300V, 60°C - 105°C(POT), except #20 AWG for clock and Christmas tree use.

PPAP: Production Part Approval Process. A process to ensure that outsourced components comply with the quality.

PPE: Portable Power Elastomer. Similar to W, G, GG-C, but made with TPE materials.

Primary Insulation: The first layer of non-conductive material applied over a conductor, whose prime function is to act as electrical barrier (sic... Insulation).

Propagation: Delay time required for an electrical wave to travel between two points on a transmission line.

PS: Rubber insulated thermostat cable (solid conductors with individual rubber insulations)

Pulling Eye: A device fastened to a cable to which a hook may be attached in order to pull the cable into or from a duct.

PW: Moisture-proof, reinforced, portable cord with two or more rubber-insulated conductors with individual cotton braid. Moisture resistant cotton braid finish over rubber jacket. 300V-600V

R: Rubber-insulated building wire. 600V, 60°C.

REA: Rural Electrification Administration, former agency of the U.S. Dept. of Agriculture charged with administering loan programs for electrification and telephone service in rural areas. Abolished in 1994, functions assumed by the Rural Utilities Service.

Reactance: The opposition offered to the flow of Alternating Current (A.C.) by inductance or capacitance of a component or circuit.

Refractive Index: Ratio of light velocity in a vacuum to its velocity in the transmitting medium.

Resin: A synthetic organic material formed by the union (polymerization) of one or more monomers with one or more acids.

Resistance: A measurement of the difficulty in moving electrical current through a medium when voltage is applied. Resistance is expressed in Ohms (Ω).

Retractable Cable: A cable that returns by its own stored energy from an extended condition to its original contracted form.

Glossary

RF: Fixture wire, code or latex rubber-insulation and braid over solid or stranded conductor. 60°C.

RFH: Same as RF, but rubber or latex rubber insulation, heat resistant. 75°C.

RFI: Radio Frequency Interference.

RG/U: Radio Government, Universal. RG is the military designation for coaxial cable in MIL-C-17 and U stands for "general utility".

RH: Rubber-insulated, heat resistant building wire. 75°C.

RH/RW: Rubber-insulated, heat and moisture resistant building wire. 75°C dry, 60°C wet.

RHD: Rubber-insulated, twin conductor, heat resistant, fibrous covered wire

RHDL: Same as RHD, except lead instead of fibrous covered.

RHH: Rubber-insulated, heat resistant building wire. Dry and damp locations. 90°C.

RHL: RHH with overall lead sheath.

RHM: Rubber-insulated multiple conductors, heat resistant and over fibrous covered.

RHML: Same as RHM, but with lead cover overall.

RHW: Rubber-insulated building wire, heat and moisture resistant. Dry and wet locations. 75°C.

RHW-2: Moisture and heat resistant or cross-linked synthetic polymer. Dry and wet locations. 90°C.

Ridge Marker: One or more ridges running laterally along the outer surface of an insulated wire for purposes of identification.

RJ: Rubber-insulated and jute covered cable
RJFJ Rubber-insulated cable with flat band armor

RJIJ: Rubber-insulated cable with interlock armor

RL: Rubber-insulated cable with lead sheath

RLJFJ: Rubber-insulated cable with lead, jute, flat band armor and overall jute covering

RLJWJ: Rubber-insulated cable with lead, jute, steel wire armor and overall jute covering

RM: Rubber-insulated multiple conductors with fibrous covering

RML: Same as RM, but lead instead of fibrous covering

RoHS: Restriction of Hazardous Substances; typically refers to the EU legislation geared to protect the environment

Root Mean Square (RMS): The effective value of an Alternating Current (A.C.) or voltage.

Rope Lay Conductor: A conductor composed of a central core surrounded by one or more layers of helically laid groups of wires.

RP: Performance grade rubber insulation. 60°C.

RR: Rubber insulation, polychloroprene jacket, see Type USE.

RS: Integral rubber insulation and jacket on single conductor cables.

RU: Rubber-insulated, latex building wire. 60°C.

RUH: Same as RU, but heat resistant. 75°C.

Rupture: In the breaking strength or tensile strength tests, the point at which the material physically comes apart, as opposed to elongation yield strength, etc.

RUW: Same as RU, but heat resistant. 60°C.

RW: Rubber-insulated building wire. Moisture resistant. 60°C.

RWS: Same as RW, but synthetic rubber.

S: Heavy duty, rubber-insulated portable cord. Stranded copper conductors with separator and individual rubber insulation. Two or more color-coded conductors cabled with filler, wrapped with separator and rubber jacketed overall. 600V.

SA: Silicone rubber insulation, asbestos or glass braid, for use in dry locations. 90°C dry and damp locations; 125°C for special applications.

SAE: Society of Automotive Engineers.

SAEJ-1128: Automotive primary wire specification.

SB: Slow burning wire. Three cotton braids, impregnated. 90°C.

SD: Service drop cable. Two code rubber-insulated conductors, tape, laid parallel with neutral conductor concentric there over. Tape and braid overall. Also round construction.

SDN: Small Diameter polychloroprene; Small diameter multi-conductor control cable with polychloroprene jacket and nylon sheath over polyethylene insulation.

SE: Above ground service entrance cable, not protected against mechanical abuse. Flame retardant, moisture resistant covering with overall polychloroprene sheath rated 60°C - 75°C.

SEA: Service entrance cable. Steel-armored under outer braid, one or two rubber-insulated conductors with neutral conductor served concentricity, moisture resistant tape, weatherproof braid finish. 300V, 75°C.

SEC: Service Entrance Cable.



Self Extinguishing: the characteristic of a material whose flame is extinguished after the igniting flame is removed.

Semiconductor: A material that has a resistance characteristic between that of insulators and conductors.

Semi-Rigid (SR) PVCC: A hard semi-flexible polyvinylchloride compound with low plasticizer content.

SEO: Same as SE, oil resistant.

SEOW-A: Same as SEO, UL listed sunlight resistant material. W-A prior to 7/2/98 UL62.

Separator: A layer of insulating material such as textile, paper, polyester, etc. Used to improve stripping qualities, flexibility, mechanical or electrical protection to the components.

Serve: A filament or group of filaments such as fibers or wires, wound around a central core.

SEU: Same as SEA, but not armored.

SEW;SEWF: Silicone Rubber insulated equipment wire (CSA).

SEW-A: Same as SE, UL listed sunlight resistant material. W-A prior to 7/2/98 UL62.

SF: Silicone rubber insulated fixture wire, solid or 7-strand conductor. 200°C.

SFF: Same as SF, except flexible stranding. 150°C.

SG: Same as SW, except with ground wires (CSA).

SGO: Same as SWO, except with ground wires (CSA).

SH-A: Portable mine power cable, three or four individually shielded conductors. 5000V.

SH-B: Same as SH-A, except shield is overall.

SH-C: Same as SH-B, but with grounding conductors.

SH-D: Same as SH-A, but with grounding conductors.

Sheath: The outer covering or jacket of a multiconductor cable.

SHFS: PVC insulated with felted-asbestos, flame-proof cotton or rayon braid.

Shield: In cables, a metallic layer placed around a conductor or group of conductors to prevent electrostatic interference between the enclosed wires and external fields.

Shield Coverage: The physical area of a cable that is actually covered by the shielding material and is expressed as a percentage.

Shield Effectiveness: The relative ability of a shield to screen out undesirable signals.

Signal Cable: A cable designed to carry current of usually less than one Ampere per conductor.

Sintering: Fusion of a spirally applied tape wrap jacket by the use of high heat to a homogenous continuum. Usually employed for fluorocarbon, non-extrudable materials.

SIS: Single conductor wire commonly made with chemically cross linked polyethylene insulation that is heat & moisture resistant, and flame retarded (90°C/90°C rated wet/dry).

SJ: Junior hard service, rubber-insulated pendant or portable cord. Same construction as type S, but 300V. Jacket thickness different.

SJE: Same as SJ, using thermoplastic elastomer in place of rubber.

SJEO: Same as SJE, but with oil resistant insulation.

SJEOO: Same as SJE, but with oil resistant insulation and jacket (oil proof).

SJEOW: Same as SJE, oil resistant, wet locations

SJEOW-A: Same as SJE, UL listed sunlight resistant material. W-A prior to 7/2/98 UL62.

SJEW-A: Same as SJE, UL listed sunlight resistant material. W-A prior to 7/2/98 UL62.

SJO: Same as SJ, but polychloroprene, oil resistant compound outer jacket. Can also be made water resistant. 300V, 60°C.

SJT: Junior hard service thermoplastic or rubber-insulated conductors with overall thermoplastic jacket. 300V, 60°C to 105°C.

SJTO: Same as SJT but oil resistant thermoplastic outer jacket. 60°C.

SJTOO: Same as SJT but oil-proof thermoplastic outer jacket.

SJTOW-A: Same as SJTO, UL listed sunlight resistant material. W-A prior to 7/2/98 UL62.

SJTW: Same as SJT for wet locations. 300V, 60°C to 105°C.

SJTW-A: Same as SJT, UL listed sunlight resistant material. W-A prior to 7/2/98 UL62.

Skin Effect: The phenomenon in which the depth of penetration of electric currents into a conductor decreases as the frequency increases.

SNM: A cable designed for use in hazardous locations consisting of insulated conductors in an extruded non-metallic jacket. It is then covered with an overlapping spiral metal tape and wire shield and jacketed with an extruded moisture, flame, oil, corrosion, fungus and sunlight resistant nonmetallic material.

Glossary

SO: Hard service cord, same construction as type S except oil resistant polychloroprene jacket. 600V, 60°C to 90°C.

SOW: Water resistant polychloroprene jacketed portable cord (CSA).

SP-1: All rubber, parallel-jacketed, two-conductor light duty cord for pendant or portable use in damp locations. 300V.

SP-2: Same as SP-1, but heavier construction, with or without third conductor for grounding purposes 300V.

SP-3: Same as SP-2, but heavier construction for refrigerators or room air conditioners. 300V.

Span: In flat cables, the distance from the reference edge of the first conductor to the reference edge of the last conductor (in cables having flat conductors), or the distance between in centers of the first and last conductors (in cables having round conductors), expressed in inches or centimeters.

Spark Test: A test designed to locate imperfections (usually pin-holes) in the insulation of a wire or cable by application of a voltage for a very short period of time while the wire is being drawn through the electrode field.

SPE: Society of Plastic Engineers.

SPE-1: Same as SP-1, using thermoplastic elastomer

SPE-2: Same as SP-2, using thermoplastic elastomer.

SPE-3: Same as SP-3, using thermoplastic elastomer.

Specific Gravity: The ratio of the density (mass per unit volume) of a material to that of water.

Spiral Wrap: The helical wrap of a material over a core.

Splice: A mechanical device or fusion process that permanently bonds two fibers together without a connector producing extremely low loss.

SPOS: Shielded Pairs, Overall Shield

SPT-1: Same as SP-1, except all thermoplastic. 300V. With or without 3rd conductor for grounding.

SPT-2: Same as SP-2 except all thermoplastic. 300V. With or without 3rd conductor for grounding.

SPT-3: Same as SP-3, except all thermoplastic. 300V. With or without 3rd conductor for grounding.

SR: Silicone rubber control cable. 600V, 125°C.

SR-AW: Flexible, nickel-plated copper conductor, silicone rubber insulation, glass braid. 600V, 200°C.

SR-C: Solid copper conductor, silicone rubber insulation, glass braid. 600V, 125°C.

SRD: Portable range or dryer cable. Three or four rubber insulated conductors with rubber or polychloroprene jacket, flat or round construction. 300V, 60°C.

SRDE: Same as SRD, using thermoplastic elastomer.

SRDT: Same as SRD, except all thermoplastic with a maximum temperature of 90°C.

SR-H: Silicone rubber-insulated, asbestos braid. 500V, 125°C.

ST: Hard service cord, jacketed, same as type S except all plastic construction. 600V, 60° to 105°C.

Stability Factor: The difference between the percentage power factor at 80 volts/mil and at 40 volts/mil measured on wire immersed in water at 75° C for a specified time.

Static Condition: Used to denote the environmental conditions of an installed cable rather than the conditions existing during cable installation.

STO: Same as ST but with oil resistant thermoplastic outer jacket. 600V, 60°C.

STOO: Same as ST but with oil-proof thermoplastic outer jacket. 600V, 60°C.

STOS: Shielded Triads, Overall Shield

STOW-A: Same as STO, UL listed sunlight resistant material. W-A prior to 7/2/98 UL62

STP: Shielded Twisted Pair cable.

Strip Force: The force required to remove a small section of insulating material from the conductor it covers.

STW: Same as ST for wet locations. 600V, 60o to 105°C.

STW-A: Same as ST, UL listed sunlight resistant material. W-A prior to 7/2/98 UL62

Suggested Working Voltage: AC voltage that can be applied between adjacent conductors.

Surface Resistivity: The resistance of a material between two opposite side of a unit square of its surface. It is usually expressed in ohms.

Surge: A temporary, large increase in the voltage or current in an electric circuit or cable.

SV: Vacuum cleaner cord, two- or three-conductor, rubber insulated. Overall rubber jacket. For light duty in damp locations. 300V, 60°C.

SVE: Same as SV, using thermoplastic elastomer in place of rubber.

SVEO: Same as SVE, oil resistant.

SVO: Same as SV except polychloroprene jacket. 300V, 60°C.



Glossary

SVT: Same as SV except all plastic construction. With or without third conductor for grounding purposes only. 300V, 60°C to 90°C.

SVTO: Same as SVT except with oil resistant thermoplastic jacket. 60°C.

SW: Rubber jacketed power supply cable (8 AWG to 2 AWG). 600V (CSA).

SWO: Same as SW except polychloroprene jacketed (CSA).

SWT: Plastic jacketed power supply cable (8 AWG to 2 AWG). 600V (CSA).

T: Thermoplastic vinyl, building wire. 60°C.

TA: Switchboard wire, thermoplastic and asbestos.

TAA: Flexible nickel or nickel-clad copper, teflon tape, felted asbestos.

Tank Test: A voltage Dielectric test in which the test sample is submerged in water and voltage is applied between the conductor and water as Ground.

TBS: Switchboard wire, thermoplastic insulation, flame proof cotton braid. 600V, 90°C.

TBWP: Three cotton braid, weatherproof saturated. No voltage rating.

TDM: Time Domain Multiplexing.

Tear Strength: The force required to initiate or continue a tear in a material under specified conditions.

Teflon®: A DuPont Company trademark for polytetrafluoroethylene.

Tefzel®: Dupont trade name for a fluorocarbon material typically used as the insulation on wire wrap wire.

Temperature Rating: The maximum and minimum temperature at which an insulating material may be used in continuous operation without loss of its basic properties.

Tempest: Classified procedure which details the complex measurement of the combined reduction of all Electromagnetic emissions from specified equipment.

Tensile Strength: The pull stress required to break a given specimen.

TEW: CSA type appliance wires. Solid or stranded single conductor, plastic-insulated. 600V, 105°C.

TEWN: Same as TEW with nylon jacket. 105°C.

TF: Fixture wire, thermoplastic covered, 60°C, 600V, 18-16 AWG.

TFE: Extended Polytetrafluoroethylene for dry locations only. 250°C.

TFF: Same as TF but flexible stranding, 60°C, 600V, 18-16 AWG.

TFN or TFFN: Same as TFF with nylon jacket, 90°C, 600V, 18-16 AWG.

TG: Flexible nickel or nickel-clad copper conductor, teflon tape, glass braid. 200°C.

TGS: Solid or flexible copper, nickel-clad iron or copper, or nickel conductor. Teflon tape, silicone glass braid. 600V, 250°C.

Thermal Shock: A test to determine the ability of a material to withstand heat and cold by subjecting it to rapid and wide changes in temperature.

Thermocouple Wire (Grade): A pair of wires of dissimilar alloys having EMF-temperature characteristics calibrated to higher temperature levels than the extension type of thermocouple wire. Unlike the thermocouple extension wire, this wire may be employed as the thermocouple hot junction in addition to serving as the entire wire connection between hot and cold's.

Thermoplastic: A material which softens when heated or reheated and becomes firm on cooling.

Thermoset: A material which hardens or sets by heat, chemical or radiation cross-linking techniques and which, once set, cannot be resoftened by heating.

THHN: Single conductor, flame retardant, heat & moisture resistant, nylon jacketed wire. Dry locations. 90°C, 600V.

THHW: Single conductor, flame retardant, moisture & heat resistant thermoplastic. 75°C wet location; 90°C dry location, 600V.

THW: Single conductor, flame retardant, moisture and heat resistant thermoplastic insulation, 75°C dry and wet locations, 600V.

THWN: Same as THW but with nylon jacket overall. 75°C dry and wet locations, 600V.

Tinned Copper: Tin coating added to copper to aid in and inhibit corrosion.

TOS: Triads, Overall Shield

Total Mass Loss (%TML): The weight change of the original sample after test.

TP: Parallel tinsel cord. Two rubber insulated & jacketed very flexible conductors. Light duty, attached to appliances of 50W or less. For use in damp locations in lengths of eight feet or less.

TPO: Same construction as type PO but with extra flexible tinsel conductors. 125V.

TPT: Same as TP but all thermoplastic insulation and jacket. 125V.

Glossary

Transmission Line: A signal-carrying circuit with controlled electrical characteristics used to transmit high-frequency or narrow-pulse signals.

Transmission Loss: The decrease or loss in power during transmission of energy from one point to another. Usually expressed in decibels.

Tray: A cable tray system is a unit or assembly of units or sections, and associated fittings, made of non-combustible materials forming a rigid structural system used to support cables. Cable tray systems (previously termed continuous rigid cable supports) include ladders, troughs, channels, solid bottom trays, and similar structures.

Tray Cable: A factory-assembled multiconductor or multipair control, signal or power cable specifically approved under the National Electrical Code for installation in trays.

Triple (Triad): A cable consisting of three insulated single conductors twisted together.

TS: Two- or three-conductor rubber insulated and jacketed tinsel cord. Light duty, attached to an appliance of 50W or less. For use in damp places in lengths of eight feet or less.

TSO: Same as type TS but with polychloroprene jacket. 125V.

TST: Same as TS, but all thermoplastic insulation and jacket.

TT: PVC insulation and sheath, aerial and duct.

TW: Flame retardant, moisture resistant thermoplastic vinyl-jacketed building wire. Dry and wet locations. 60°C.

Twining: Synonymous with pairing.

UF: Thermoplastic underground feeder and branch circuit cable, single conductor. 60°C moisture resistant; 75°C moisture and heat resistant

UF-B: UF cable with a 75°C jacket and conductors with insulation for 90°C dry and at least 60°C wet locations.

UHF: Ultra High Frequency, 300 MHz to 3,000 MHz.

UL: Underwriters Laboratories, a non-profit independent organization, which operates a listing service for electrical and electronic materials and equipment .

Underwriters Laboratories (UL): a non-profit independent organization, which operates a listing service for electrical and electronic materials and equipment.

URC: Weatherproof wire.

USE: Underground service entrance cable, single conductor, rubber-insulated, polychloroprene-jacketed. Heat and moisture resistant.

UTP: Unshielded Twisted Pair cable.

V: Varnished-cambric insulation, with fibrous covering.

VCB: Varnished-cambric insulation, cotton braid, flame retardant, moisture resisting finish.

VCL: Varnished-cambric insulation, lead covered cable. Ends must be hermetically sealed.

VD: Indicates a twin wire having two type V conductors laid parallel under an outer fibrous covering.

VDE: German Society of Engineers that establishes standards and testing requirements.

Velocity of Propagation (Vp): The speed a signal travels down a length of cable as compared to the speed in free air and is directly dependent upon the dielectric material properties. Vp is the reciprocal of the square root of the dielectric constant (e) of the insulation material and is expressed as a percentage (%).

VG: Varnished-glass tape over a flexible copper conductor. Varnished-glass or nylon braid. 600V or 3000V, 130°C.

VHF: Very High Frequency, 30 to 300 MHz.

VM: Indicates a cable having two or more type V conductors twisted together under an outer fibrous covering.

Volt: A unit of Electromotive Force (EMF).

Voltage: A measurement of electrical pressure along a conductor. The voltage rating depends primarily on the insulation thickness. The thicker the insulation, the higher the voltage rating. Voltage is expressed in volts (V).

Voltage Rating: The highest voltage that may be continuously applied to a wire in conformance with standards or specifications.

Voltage Standing Wave Ratio (VSWR): The ratio of the maximum effective voltage to the minimum effective voltage measured along the length of a mis-matched radio frequency transmission line.

Volume Resistivity: The electrical resistance between opposite faces of a one cm. cube of insulating material commonly expressed in ohms-centimeter.

Vp: Velocity of Propagation ; the speed at which a signal travels down a wire.

Vulcanization: A curing process done with rubber, where the physical properties of the elastomer are changed by either chemical or cross-linking agent.

VW-1: UL flammability test/rating for wire and cables. Previously designated "FR-1".



Glossary

W: Heavy-duty portable power cable, one to six conductors. 600V, 75°C.

Water Absorption: Water by percent weight absorbed by a material after a given immersion period.

Water Vapor Recovered (%WVR):

An additional parameter that can be obtained after completion of exposure and measurements required to TML and CVC. There is no set requirement for this test since it is usually just measured and recorded in test reports as additional information.

Watt (W): A unit of electric power. The watt is the power required to do work at the rate of one joule per second.

WEEE: Waste Electrical & Electronic Equipment.

Wicking: The longitudinal flow of a liquid in a wire or cable due to capillary action.

WP: Weatherproof construction, two or three impregnated cotton braids. 80°C.

X: Two FX wires twisted together, color-coded. 125V, 60°C.

XHH: Heat resistant, flame retardant, cross-linked synthetic polymer for dry and damp locations.

XHHW: Moisture and heat resistant, flame retardant, cross-linked synthetic polymer. 90°C dry and damp locations; 75°C wet locations.

XHHW-2: Flame retardant, moisture and heat resistant cross-linked synthetic polymer. 90°C dry and wet locations.

XLP or XLPE: Crosslinked polyethylene.

XT: Two FXT wires twisted together, color-coded. 125V, 60°C.

Yield Strength: The minimum stress at which a material will start to physically deform.

Z: Modified Ethylene Tetrafluoroethylene insulation. 90°C dry and damp locations; 150°C dry locations (special applications).

ZW: Modified Ethylene Tetrafluoroethylene insulation. 75°C wet locations; 90°C dry and damp locations; 150°C dry locations (special applications).600V, 100°C.

Regulatory Agency Markings

Underwriters Laboratories, Inc.

Underwriters Laboratories, Inc. (UL) was founded as a not-for-profit organization which provides testing for products and UL “Recognition” or “Listing” for manufacturers.



UL “AWM” Recognized Components

Many wire products have UL AWM (Appliance Wiring Material) Recognized component styles. A wire or cable product bearing a UL AWM Style can be used for internal and external wiring as Recognized component of an original equipment product.



C-UL Recognized Component Mark

This Recognized component mark is applied to products for the Canadian market. Products with this type of mark have been tested to Canadian Standard requirements.



UL “LISTED” Wire & Cable Products

UL Listed products are used in applications where the product is not an integral part of the manufactured system. UL Listed wire and cable products are intended for use within residential, commercial or industrial buildings. The National Electrical Code (NEC®) requires use of Listed products to meet the requirements of various “Articles” within the code.



C-UL Listing Mark

The Listing mark is applied to products for the Canadian market. Products with this type of mark have been tested to Canadian Standard requirements.



CSA Listing Mark

CSA is an abbreviation for Canadian Standards Association, a non-profit, Nationally Recognized Testing Laboratory (NRTL) which operates a certification service for electrical and electronic materials and equipment.



CE Conformity to European Directive

CE (Conformité Européenne) is a European Economic Community approval indicating that a product complies with a European Directive.

Notes

TECHNICAL



Index

Part No.	Page No.	Part No.	Page No.	Part No.	Page No.	Part No.	Page No.	Part No.	Page No.
10010	28	18806	105	20039	22	22326	7	23226	9
10011	28	18808	105	20045	22	22327	7	23227	9
10012	28	18810	105	20046	22	22328	7	23228	9
10013	28	18821	105	20047	22	22329	7	23229	9
10014	28	18822	105	20048	22	22340	13	23245	12
10015	28	18823	105	20049	22	22341	13	23246	12
10016	28	18824	105	20125	22	22342	13	23247	12
10017	28	19004	45	20126	22	22343	13	23248	12
10018	28	19006	45	20127	22	22345	11	23249	12
10410	29	19008	45	20128	22	22346	11	23325	9
10411	29	19104	45	20129	22	22347	11	23326	9
10412	29	19106	45	20135	22	22348	11	23327	9
10413	29	19108	45	20136	22	22349	11	23328	9
10414	29	19110	45	20137	22	22391	8	23329	9
10415	29	19112	45	20138	22	22392	8	23345	12
10416	29	19204	45	20139	22	22420	10	23346	12
10417	29	19206	45	20145	22	22421	10	23347	12
10418	29	19208	45	20146	22	22422	10	23348	12
16101	44	19214	45	20147	22	22423	10	23349	12
16102	44	19216	45	20148	22	22425	7	23425	9
16103	44	19218	45	20149	22	22426	7	23426	9
16104	44	19502	32	20159	22	22427	7	23427	9
16105	44	19504	32	20259	22	22428	7	23428	9
16106	44	19506	32	22220	10	22429	7	23429	9
16107	44	19508	32	22221	10	22440	13	23445	12
16108	44	19510	32	22222	10	22441	13	23446	12
16109	44	19511	32	22223	10	22442	13	23447	12
18010	31	19512	32	22225	7	22443	13	23448	12
18011	31	19514	32	22226	7	22445	11	23449	12
18012	31	19521	32	22227	7	22446	11	30200	34
18014	31	19522	32	22228	7	22447	11	30201	34
18020	31	19523	32	22229	7	22448	11	30202	34
18040	31	19524	32	22240	13	22449	11	30204	34
18060	31	19525	32	22241	13	22470	10	30205	34
18080	31	19535	32	22242	13	22471	8	30206	34
18100	31	19555	32	22243	13	22490	8	30207	34
18200	31	19575	32	22245	11	22491	8	30208	34
18250	31	19599	32	22246	11	22492	8	30209	34
18300	31	20025	22	22247	11	22521	10	30210	34
18330	31	20026	22	22248	11	22540	8	30212	34
18350	31	20027	22	22249	11	22542	8	30214	34
18400	31	20028	22	22316	8	22552	10	30220	35
18440	31	20029	22	22320	10	22553	10	30221	35
18500	31	20035	22	22321	10	22589	8	30222	35
18600	31	20036	22	22322	10	22591	8	30224	35
18802	105	20037	22	22323	10	22601	8	30225	35
18804	105	20038	22	22325	7	23225	9	30226	35



Index

Part No.	Page No.	Part No.	Page No.	Part No.	Page No.	Part No.	Page No.	Part No.	Page No.
30227	35	30362	37	31409	14	42308	24	44307	27
30228	35	30364	37	31605	14	42309	24	44308	27
30229	35	30365	37	31606	14	42310	24	44309	27
30240	36	30366	37	31607	14	42317	25	44310	27
30241	36	30367	37	31608	14	42318	25	44311	27
30242	36	30368	37	31609	14	42319	25	44312	27
30244	36	30369	37	32005	14	42320	25	44313	27
30245	36	30371	37	32006	14	42321	25	44358	27
30246	36	30373	37	32007	14	42322	25	44359	27
30247	36	30375	37	32008	14	42323	25	44360	27
30248	36	30380	38	32009	14	42337	26	44361	27
30249	36	30381	38	32405	14	42338	26	44362	27
30250	36	30382	38	32406	14	42339	26	44363	27
30252	36	30505	7, 14	32407	14	42340	26	50307	23
30254	36	30506	7, 14	32408	14	42341	26	50308	23
30260	36	30507	7, 14	32409	14	42342	26	50309	23
30261	36	30508	7, 14	33005	14	42357	24	50310	23
30262	36	30509	7, 14	33006	14	42358	24	50311	23
30264	36	30605	14	33007	14	42359	24	50312	23
30265	36	30606	14	33008	14	42360	24	50313	23
30266	36	30607	14	33009	14	42361	24	51000	124
30267	36	30608	14	33705	14	42362	24	51011	124
30268	36	30609	14	33706	14	42363	24	51012	124
30269	36	30705	14	33707	14	42367	25	51013	124
30270	36	30706	14	33708	14	42368	25	51014	124
30272	36	30707	14	33709	14	42369	25	51016	124
30274	36	30708	14	42207	24	42370	25	51017	124
30280	36	30709	14	42208	24	42371	25	51030	124
30281	36	30805	14	42209	24	42372	25	51040	124
30282	36	30806	14	42217	25	42373	25	51041	124
30284	36	30807	14	42218	25	42374	25	51042	124
30285	36	30808	14	42219	25	42375	25	51043	124
30286	36	30809	14	42237	26	42387	26	51250	124
30287	36	31005	14	42238	26	42388	26	51300	124
30288	36	31006	14	42239	26	42389	26	51350	124
30289	36	31007	14	42240	26	42390	26	51390	124
30330	38	31008	14	42257	24	42391	26	51500	124
30331	38	31009	14	42258	24	42392	26	51535	100
30332	38	31205	14	42259	24	43311	24	51540	100
30334	38	31206	14	42260	24	43312	24	51549	100
30335	38	31207	14	42267	25	43313	24	51550	100
30336	38	31208	14	42268	25	44207	27	51600	124
30337	38	31209	14	42269	25	44208	27	51750	124
30338	38	31405	14	42287	26	44209	27	51791	124
30339	38	31406	14	42288	26	44257	27	51792	124
30360	37	31407	14	42289	26	44258	27	52535	102
30361	37	31408	14	42307	24	44259	27	52540	102



Index

Part No.	Page No.	Part No.	Page No.	Part No.	Page No.	Part No.	Page No.	Part No.	Page No.
52550	102	63706	46, 93	167027	33	591216	92	750604	89
52585	102	63707	46, 93	167029	33	591217	92	750803	89
60505	46, 93	63708	46, 93	167030	33	591218	92	750804	89
60506	46, 93	92152	126	167031	33	591219	92	751002	88
60507	46, 93	92153	126	167032	33	591220	92	751003	88
60508	46, 93	92154	126	167033	33	591223	92	751003	90
60605	46, 93	92173	126	591001	92	591225	92	751004	90
60606	46, 93	92174	126	591003	92	591227	92	751005	88
60607	46, 93	92175	126	591004	92	591229	92	751007	88
60608	46, 93	92183	126	591005	92	591231	92	751009	88
60705	46, 93	92184	126	591006	92	591232	92	751012	88
60706	46, 93	92185	126	591007	92	591237	92	751092	88
60707	46, 93	92202	126	591008	92	591292	92	751202	88
60708	46, 93	92203	126	591009	92	591401	91	751203	88
60805	46, 93	92204	126	591010	92	591403	91	751205	88
60806	46, 93	92252	126	591011	92	591404	91	751207	88
60807	46, 93	92253	126	591012	92	591405	91	751209	88
60808	46, 93	92254	126	591013	92	591406	91	751212	88
61005	46, 93	92273	126	591014	92	591407	91	751215	88
61006	46, 93	92274	126	591015	92	591408	91	751219	88
61007	46, 93	92275	126	591016	92	591409	91	751223	88
61008	46, 93	92283	126	591017	92	591410	91	751225	88
61205	46, 93	92284	126	591018	92	591411	91	751230	88
61206	46, 93	92285	126	591019	92	591412	91	751237	88
61207	46, 93	92452	126	591020	92	591413	91	751292	88
61208	46, 93	92453	126	591023	92	591414	91	751402	88
61405	46, 93	92454	126	591025	92	591415	91	751403	88
61406	46, 93	92483	126	591027	92	591416	91	751404	88
61408	46, 93	92484	126	591029	92	591417	91	751405	88
61605	46, 93	92485	126	591031	92	591418	91	751407	88
61606	46, 93	92652	126	591032	92	591419	91	751409	88
61607	46, 93	92653	126	591037	92	591420	91	751412	88
61417	46, 93	92654	126	591092	92	591423	91	751415	88
61608	46, 93	92852	126	591201	92	591425	91	751419	88
62005	46, 93	92853	126	591203	92	591427	91	751422	88
62006	46, 93	92854	126	591204	92	591429	91	751423	88
62007	46, 93	167014	33	591205	92	591431	91	751425	88
62008	46, 93	167015	33	591206	92	591432	91	751430	88
62405	46, 93	167017	33	591207	92	591437	91	751437	88
62406	46, 93	167018	33	591208	92	591492	91	751462	67
62407	46, 93	167019	33	591209	92	750103	89	751492	88
62408	46, 93	167020	33	591210	92	750104	89	751602	88
63005	46, 93	167021	33	591211	92	750203	89	751603	88
63006	46, 93	167022	33	591212	92	750204	89	751604	88
63007	46, 93	167023	33	591213	92	750403	89	751605	88
63008	46, 93	167024	33	591214	92	750404	89	751607	88
63705	46, 93	167026	33	591215	92	750603	89	751609	88



Index

Part No.	Page No.	Part No.	Page No.	Part No.	Page No.	Part No.	Page No.	Part No.	Page No.
751612	88	752504	90	770519	69	771682	58	775524	55
751615	88	753003	90	771002	70	771685	71	775536	55
751619	88	753503	90	771003	70	771686	58	776401	49
751625	88	753504	90	771004	70	771689	71	776402	49
751630	88	754003	90	771012	72	771694	58	776404	49
751632	68	754004	90	771014	72	771696	58	776408	49
751634	68	755003	90	771015	72	771811	57	776412	49
751637	88	755004	90	771017	72	771812	71	776424	49
751638	68	770101	70	771093	72	771813	71	776436	49
751642	68	770105	70	771105	70	771814	71	776501	49
751644	68	770107	70	771107	70	771815	71	776502	49
751646	68	770109	70	771203	70	771817	71	776504	49
751661	67	770112	70	771204	70	771819	71	776508	49
751662	67	770201	70	771205	70	771822	71	776512	49
751664	67	770207	70	771212	72	771872	58	776524	49
751668	67	770209	70	771213	70	771874	58	776536	49
751672	67	770212	70	771214	72	771878	58	776903	73
751676	67	770215	70	771215	72	771882	58	776904	73
751684	67	770219	70	771217	72	771886	58	776913	74
751692	88	770230	70	771222	72	771894	58	776914	74
751696	67	770287	70	771237	70	771896	58	776923	74
751802	87	770302	70	771283	72	772002	52	776924	74
751803	87	770309	70	771302	69	772004	52	776933	74
751804	87	770312	70	771403	70	772008	52	776943	74
751805	87	770315	70	771404	70	772012	52	776944	74
751807	87	770319	70	771411	57	772016	52	776953	74
751809	87	770325	70	771412	72	772024	52	776963	74
751812	87	770330	70	771413	72	772036	52	776964	74
751815	87	770337	70	771414	72	772402	53	776973	74
751819	87	770348	70	771415	72	772404	53	776974	74
751832	68	770402	69	771417	72	772408	53	776983	74
751834	68	770407	69	771422	72	772412	53	776984	73
751838	68	770412	69	771482	70	772416	53	776985	73
751842	68	770425	69	771483	70	772424	53	776986	73
751844	68	770430	69	771503	69	775401	55	776987	73
751846	68	770437	69	771603	69	775402	55	776988	73
751861	67	770441	69	771611	57	775404	55	776989	73
751862	67	770452	69	771612	71	775408	55	776990	73
751864	67	770454	69	771613	71	775412	55	776995	73
751868	67	770501	69	771614	71	775416	55	777402	50
751872	67	770503	69	771615	69	775424	55	777404	50
751884	67	770504	69	771617	71	775436	55	777408	50
751892	87	770505	69	771619	69	775501	55	777412	50
751896	67	770507	69	771622	71	775502	55	777424	50
752003	90	770509	69	771672	58	775504	55	777436	50
752004	90	770512	69	771674	58	775508	55	777502	50
752503	90	770515	69	771678	58	775512	55	777504	50



Index

Part No.	Page No.	Part No.	Page No.	Part No.	Page No.	Part No.	Page No.	Part No.	Page No.
777508	50	781004	76	781457	78	781836	61	786882	79
777512	50	781005	76	781462	78	781844	61	786883	80
777524	50	781007	76	781482	76	781852	77	786884	80
777536	50	781009	76	781483	76	781853	77	787402	60
778402	56	781012	76	781492	76	781854	77	787404	60
778404	56	781052	78	781602	76	781855	77	787408	60
778408	56	781053	78	781603	76	781857	77	787412	60
778412	56	781054	78	781604	76	781859	77	787424	60
778424	56	781055	78	781605	76	781862	77	787436	60
778432	56	781057	78	781607	76	781866	61	787502	60
778502	56	781092	76	781609	76	781892	75	787504	60
778504	56	781202	76	781611	62	781925	76	787508	60
778508	56	781203	76	781612	76	786401	59	787512	60
778512	56	781204	76	781615	76	786402	59	787524	60
778524	56	781205	76	781619	76	786404	59	787536	60
778536	56	781207	76	781622	61	786408	59	791002	82
778602	51	781209	76	781624	61	786412	59	791003	82
778604	51	781212	76	781625	76	786416	59	791005	82
778608	51	781215	76	781628	61	786424	59	791007	82
778612	51	781225	76	781630	76	786436	59	791009	82
778616	51	781230	76	781632	61	786501	59	791012	82
778624	51	781237	76	781636	61	786502	59	791062	84
778636	51	781252	78	781637	76	786504	59	791063	84
779401	52	781253	78	781644	61	786508	59	791064	84
779402	54	781254	78	781652	77	786512	59	791065	84
779404	54	781255	78	781653	77	786524	59	791067	84
779408	54	781257	78	781654	77	786536	59	791092	82
779412	54	781262	78	781655	77	786813	79	791202	82
779416	54	781283	76	781657	77	786814	79	791203	82
779424	54	781292	76	781659	77	786823	80	791205	82
779501	51	781403	76	781662	77	786824	80	791207	82
779502	51	781404	76	781666	61	786833	80	791209	82
779504	51	781405	76	781692	76	786843	80	791212	82
779508	51	781407	76	781802	75	786844	80	791215	82
779512	51	781409	76	781803	75	786853	80	791219	82
779516	51	781411	62	781804	75	786854	80	791225	82
779524	51	781412	76	781805	75	786863	80	791231	82
779536	51	781415	76	781807	75	786864	80	791237	82
779601	51	781419	76	781809	75	786873	80	791262	84
779602	53	781425	76	781811	62	786874	80	791263	84
779604	53	781430	76	781812	75	786875	79	791264	84
779608	53	781437	76	781815	75	786876	79	791265	84
779612	53	781442	76	781819	75	786877	79	791267	84
779616	53	781452	78	781822	61	786878	79	791272	84
779624	53	781453	78	781824	61	786879	79	791283	82
781002	76	781454	78	781828	61	786880	79	791292	82
781003	76	781455	78	781832	61	786881	79	791402	82



Index

Part No.	Page No.	Part No.	Page No.	Part No.	Page No.	Part No.	Page No.	Part No.	Page No.
791403	82	791627	65	791832	63	822321	18	823245	20
791404	82	791628	65	791834	63	822322	18	823246	20
791405	82	791629	65	791838	63	822323	18	823247	20
791407	82	791630	82	791842	63	822325	15	823248	20
791409	82	791631	63	791854	63	822326	15	823249	20
791412	82	791632	63	791856	63	822327	15	823325	17
791415	82	791634	63	791862	83	822328	15	823326	17
791419	82	791637	82	791863	83	822329	15	823327	17
791420	66	791638	63	791864	83	822345	19	823328	17
791425	82	791642	63	791865	83	822346	19	823329	17
791430	82	791654	63	791867	83	822347	19	823345	20
791432	63	791656	63	791869	83	822348	19	823346	20
791437	82	791662	83	791872	83	822349	19	823347	20
791462	84	791663	83	791877	64	822391	16	823348	20
791463	84	791664	83	791882	64	822392	16	823349	20
791464	84	791665	83	791884	64	822420	18	823425	17
791465	84	791667	83	791888	64	822421	18	823426	17
791467	84	791669	83	791892	81	822422	18	823427	17
791472	84	791672	83	791894	64	822423	18	823428	17
791482	82	791676	63	791896	64	822425	15	823429	17
791483	82	791677	64	791903	86	822426	15	823445	20
791492	82	791682	64	791904	86	822427	15	823446	20
791503	85	791684	64	792003	86	822428	15	823447	20
791504	85	791688	64	792004	86	822429	15	823448	20
791515	85	791692	82	792103	86	822445	19	823449	20
791516	85	791694	64	792104	86	822446	19	830200	41
791517	85	791696	64	792203	86	822447	19	830201	41
791518	85	791703	86	792204	86	822448	19	830202	41
791519	85	791704	86	792303	86	822449	19	830204	41
791520	85	791802	81	792503	86	822470	18	830205	41
791521	85	791803	81	792504	86	822471	16	830206	41
791522	85	791804	81	822220	18	822490	16	830207	41
791602	82	791805	81	822221	18	822491	16	830208	41
791603	82	791807	81	822222	18	822492	16	830209	41
791604	82	791809	81	822223	18	822521	18	830210	41
791605	82	791812	81	822225	15	822540	16	830212	41
791607	82	791815	81	822226	15	822542	16	830214	41
791609	82	791819	81	822227	15	822552	18	830220	39
791612	82	791820	66	822228	15	822553	18	830221	39
791615	82	791822	65	822229	15	822589	16	830222	39
791619	82	791823	65	822245	19	822591	16	830224	39
791620	66	791824	65	822246	19	822601	16	830225	39
791622	65	791825	65	822247	19	823225	17	830226	40
791623	65	791826	65	822248	19	823226	17	830227	40
791624	65	791827	65	822249	19	823227	17	830228	40
791625	82	791828	65	822316	16	823228	17	830229	40
791626	65	791831	63	822320	18	823229	17	830240	39



Index

Part No.	Page No.	Part No.	Page No.	Part No.	Page No.	Part No.	Page No.	Part No.	Page No.
830241	39	830364	42	831608	21	F04002	124	F10003	115
830242	39	830365	42	831609	21	F04014	120	F10004	117
830244	39	830366	42	832005	21	F04019	106	F10005	118
830245	39	830367	42	832006	21	F04022	119	F10010	99
830246	40	830368	42	832007	21	F04029	104	F10012	101
830247	40	830369	42	832008	21	F04038	30	F10016	103
830248	40	830370	42	832009	21	F04039	121	F10018	104
830249	40	830371	42	832405	21	F04042	102	F10019	117
830256	40	830372	42	832406	21	F04044	121	F10020	108
830257	40	830505	15, 21	832407	21	F04045	111	F10023	107
830258	40	830506	15, 21	832408	21	F04046	112	F10024	111
830259	40	830507	15, 21	832409	21	F04053	100	F10029	99
830260	39	830508	15, 21	833005	21	F04077	119	F10043	110
830261	39	830509	15, 21	833006	21	F06003	119	F10048	116
830262	39	830605	21	833007	21	F06005	100	F10051	114
830264	39	830606	21	833008	21	F06006	102	F10058	106
830265	39	830607	21	833009	21	F06009	124	F10059	113
830270	40	830608	21	833705	21	F06010	107	F10192	101
830271	40	830609	21	833706	21	F06016	30	F10193	108
830272	40	830705	21	833707	21	F06023	120	F10194	108
830273	40	830706	21	833708	21	F06029	106	F12001	108
830274	40	830707	21	833709	21	F06035	119	F12006	107
830275	40	830708	21	F01001	124	F06042	121	F12009	114
830280	39	830709	21	F01011	120	F06076	112	F12010	115
830281	39	830805	21	F01014	119	F06078	104	F12011	115
830282	39	830806	21	F01018	106	F06101	111	F12012	117
830284	39	830807	21	F01020	30	F06131	121	F12015	116
830285	39	830808	21	F01028	100	F08001	114	F12017	118
830286	40	830809	21	F01034	111	F08005	117	F12022	99
830287	40	831005	21	F01039	121	F08008	99	F12024	101
830288	40	831006	21	F01041	102	F08010	101	F12025	99
830289	40	831007	21	F01052	119	F08011	117	F12030	103
830330	43	831008	21	F02001	124	F08021	107	F12032	104
830331	43	831009	21	F02013	120	F08023	99	F12034	117
830332	43	831205	21	F02015	111	F08024	109	F12035	98
830334	43	831206	21	F02018	106	F08025	110	F12038	113
830335	43	831207	21	F02019	119	F08031	114	F12046	109
830336	43	831208	21	F02031	121	F08033	118	F12047	110
830337	43	831209	21	F02033	30	F08036	111	F12054	114
830338	43	831405	21	F02041	104	F08040	106	F12055	99
830339	43	831406	21	F02048	102	F08050	104	F12062	111
830340	43	831407	21	F02049	100	F08061	116	F12065	106
830341	43	831408	21	F02058	104	F08082	112	F12100	108
830342	43	831409	21	F02076	112	F08115	101	F12147	110
830360	42	831605	21	F02083	119	F08119	103	F12163	122
830361	42	831606	21	F02097	104	F10001	114	F12218	105
830362	42	831607	21	F03009	30	F10002	115	F12229	108



Index

Part No.	Page No.	Part No.	Page No.	Part No.	Page No.	Part No.	Page No.	Part No.	Page No.
F14003	108	F16056	110	F18316	122	F22023	99	F4T009	30
F14005	108	F16057	110	F18344	110	F22027	101	F4T015	120
F14009	107	F16067	101	F18360	110	F22030	104	F4T018	119
F14012	114	F16092	114	F18363	110	F22035	101	F4T025	111
F14014	114	F16100	106	F18366	110	F22052	103	F4T027	112
F14017	113	F16103	111	F18369	109	F22056	116	F4T029	100
F14018	115	F16158	108	F18382	108	F22069	113	F4T030	102
F14019	115	F16214	122	F18528	122	F22072	122	F4T050	119
F14021	117	F16217	122	F1T001	124	F22074	122	F54601	123
F14023	116	F16229	110	F1T010	30	F22080	110	F54602	123
F14024	118	F16245	110	F1T016	120	F22083	110	F54603	123
F14028	98	F16252	110	F1T019	119	F22086	110	F54604	123
F14029	99	F16376	98	F1T029	111	F22098	109	F54605	123
F14030	99	F16377	98	F1T039	112	F22104	108	F54606	123
F14032	99	F16378	108	F1T043	100	F22155	99	F54607	123
F14037	101	F18003	108	F1T062	119	F24001	97	F54608	123
F14044	103	F18005	108	F1T063	121	F24002	98	F54609	123
F14047	104	F18008	107	F1T079	102	F24009	113	F54610	123
F14049	117	F18010	114	F20003	108	F24012	122	F54611	123
F14052	109	F18012	114	F20006	108	F24013	98	F54614	123
F14053	109	F18017	113	F20013	114	F24014	122	F54625	123
F14054	109	F18018	113	F20016	114	F24016	98	F54633	123
F14062	101	F18019	115	F20020	113	F25006	100	F54635	123
F14096	106	F18020	115	F20022	117	F25008	102	F54644	123
F14168	111	F18021	117	F20023	116	F26001	97	F54650	123
F14205	110	F18022	117	F20024	118	F26002	98	F54685	123
F14236	122	F18023	116	F20028	98	F26004	122		
F14453	105	F18025	116	F20029	98	F26005	122		
F14472	108	F18026	118	F20030	98	F2T001	124		
F16002	108	F18032	97	F20032	99	F2T008	30		
F16005	107	F18037	98	F20033	99	F2T010	120		
F16007	114	F18039	98	F20036	101	F2T013	119		
F16011	113	F18041	98	F20037	101	F2T024	111		
F16012	115	F18042	99	F20043	103	F2T029	102		
F16013	115	F18043	99	F20046	104	F2T034	112		
F16014	117	F18054	101	F20059	97	F2T040	100		
F16019	116	F18076	103	F20069	117	F2T056	119		
F16020	118	F18082	104	F20111	122	F2T061	121		
F16024	97	F18089	117	F20117	122	F3T001	124		
F16025	98	F18096	109	F20123	110	F3T008	120		
F16026	99	F18098	109	F20240	108	F3T010	119		
F16027	99	F18109	101	F22002	108	F3T022	111		
F16032	101	F18157	117	F22004	108	F3T026	112		
F16042	103	F18159	114	F22014	97	F3T034	100		
F16047	104	F18176	111	F22017	98	F3T040	119		
F16053	117	F18249	106	F22020	98	F3T045	30		
F16055	110	F18252	110	F22021	98	F3T052	102		





Seoprene®



SIGNAL®
ELECTRONIC CABLE



POWER
with the best™

INDUSTRIAL



POWER

with the best™

