



Middle Atlantic Products

EXCEPTIONAL SUPPORT & PROTECTION™

High CFM Split Rear Door




Protect equipment from the damaging effects of heat from servers, NVRs and DVRs with the High CFM Split Rear Door

Features

- Unique high flow design removes hot air from densely populated server enclosures and directs it upward toward air returns
- Pre-configured at the factory with six 6" fans providing a total of 1,320 CFM of air movement
- Up to 10 more fans can be added to boost total air movement up to 3,520 CFM
- Fans can be relocated to the best position to evacuate heated air
- Each door has a separate removable SignalSafe™ IEC power cord allowing them to be plugged into separate circuits
- UL Listed in the US and Canada



Directs airflow upwards towards return air ducts



MW-CFRD-45

Architects' and Engineers' Specifications

High CFM split rear door shall be Middle Atlantic Products model # ___-CFRD-___ (refer to chart). ___-CFRD-___ shall be preconfigured at the factory with six 6" fans that displace 1,320 CFM of free air. Split rear door is designed to pull hot air from the rear of the cabinet and direct air up towards return air ducts. Fan placement is adjustable for optimal airflow. ___-CFRD-___ shall accommodate up to 10 additional fans for up to 3,520 CFM of free air movement. ___-CFRD-___ shall include two adjustable half blank panels for versatile fan arrangement. ___-CFRD-___ shall include one 48" Signal Safe™ IEC power cord for each door. ___-CFRD-___ shall be finished in a durable black powder coat. High CFM split rear door shall be UL listed in the US and Canada. High CFM split rear door series shall be GREENGUARD Indoor Air Quality Certified for Children and Schools. High CFM split rear door series shall be RoHS EU Directive 2002 / 95 / EC compliant. High CFM split rear door series shall be manufactured by an ISO 9001 and ISO 14001 registered company. ___-CFRD-___ shall be warrantied to be free from defects in materials or workmanship for a period of 3 years.

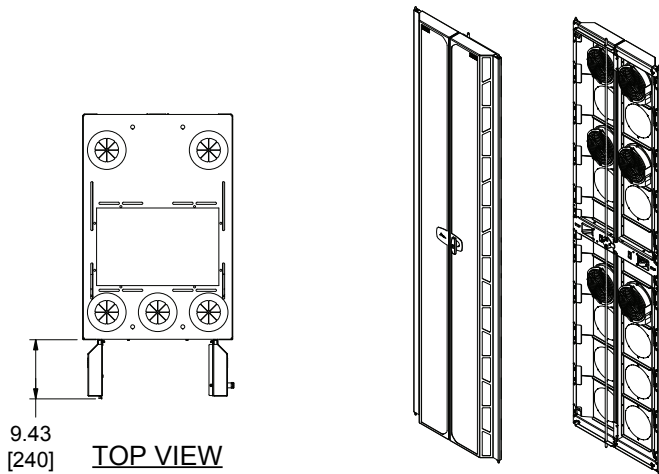
OPTIONS

- Fan controller shall be FC-CFRD and shall occupy one rackspace
- Blank 1/2 panels shall be ___-CFRD-1/2PNL-___ (refer to chart)
- Additional 6" fans shall be MWCFRD-FKIT and shall displace 220 CFM of free air

CUSTOMIZABLE SPECIFICATION CLIPS AVAILABLE AT MIDDLEATLANTIC.COM

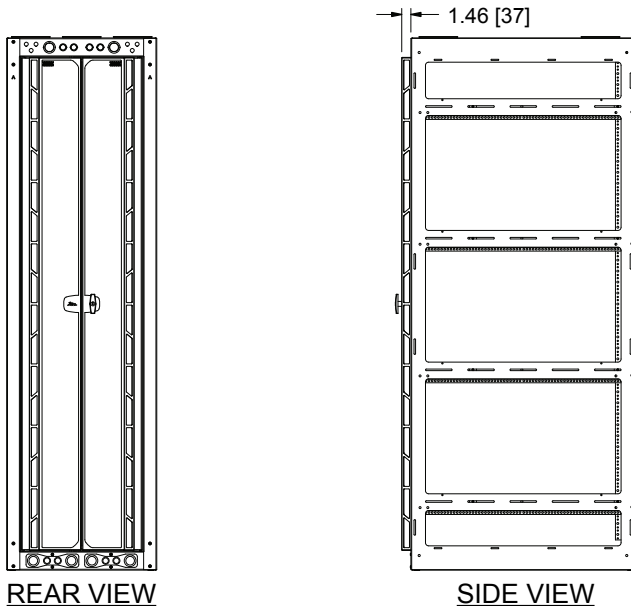
High CFM Split Rear Door basic dimensions

All dimensions in inches unless otherwise noted [All dimensions in brackets are in millimeters]



9.43 [240] TOP VIEW

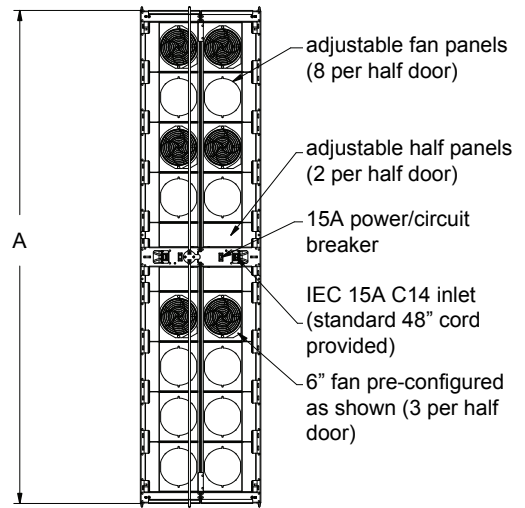
Part No.	Fits	A Door Height	Additional 1/2 Blank Panels (4 qty.)
MW-CFRD-45	45 rackspace WMRK	78.625 (1997)	MW-CFRD-1/2PNL-45
MW-CFRD-44	44 rackspace WRK-SA, WRK, MRK, VRK	76.875 (1953)	MW-CFRD-1/2PNL-44
MW-CFRD-42	42 rackspace WMRK	73.375 (1864)	MW-CFRD-1/2PNL-42
D-CFRD-44	44 rackspace DRK	76.875 (1953)	D-CFRD-1/2PNL-44
MWCFRD-FKIT	Additional 6" fan	-	-



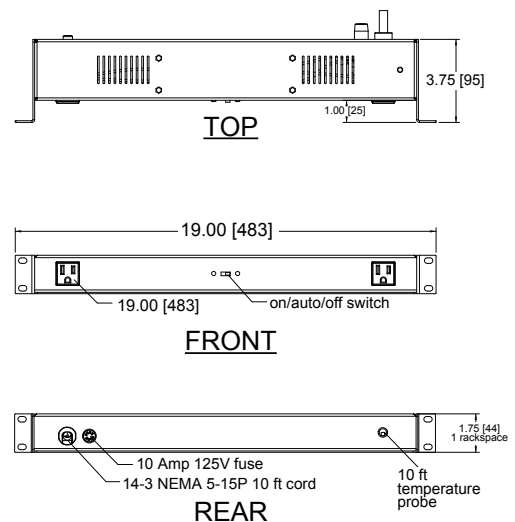
REAR VIEW

SIDE VIEW

REAR of DOORS



FC-CFRD FAN CONTROLLER



High CFM Split Rear Door Specifications					
Fan Qty.	Voltage (VAC @ 60Hz)	Current (A)	Power (Watts)	Airflow CFM (M3/Min)	dBa*
6	120	2.4	288	1320 (37.4)	64
7	120	2.8	336	1540 (43.6)	64.7
8	120	3.2	384	1760 (49.8)	65.2
9	120	3.6	432	1980 (56.0)	65.8
10	120	4	480	2200 (62.3)	66.2
11	120	4.4	528	2420 (68.5)	66.6
12	120	4.8	576	2640 (74.7)	67
13	120	5.2	624	2860 (80.9)	67.3
14	120	5.6	672	3080 (87.2)	67.7
15	120	6	720	3300 (93.4)	68
16	120	6.4	768	3520 (99.6)	68.2

*dBa is measured one meter away vertically and horizontally from doors