


Mini-Com® TX6A™ 10Gig™ UTP Coupler Module and Patch Panel

PANDUIT®

SPECIFICATION SHEET

specifications

Category 6A/Class E_A, 8-position, female to female, UTP coupler module shall provide easy plug and play pass through connectivity. Coupler module shall act as one connecting hardware component in the channel. Coupler modules shall be available individually or installed in a 24-port flat patch panel. Couplers shall be compatible with 6 or 8-position RJ45 UTP patch cords with T568A and T568B wiring schemes.



technical information

Category 6A/Class E_A channel performance:	Exceeds channel requirements of ANSI/TIA-568-C.2 Category 6A and ISO11801 Class E _A standards for supporting 10GBASE-T transmission over twisted pair cabling systems in a 4-connector configuration up to 100 meters One coupler can be used per channel while maintaining Category 6A/Class E _A performance
FCC and ANSI/TIA compliance:	Meets ANSI/TIA-1096-A; contacts plated with 50 microinches of gold for superior performance
IEC compliance:	Meets IEC 60603-7
PoE compliance:	Meets IEEE 802.3af and IEEE 802.3at for PoE applications
RoHS compliance:	Compliant
c(UL)US rated:	UL 1863, CSA Standard C22.2

key features and benefits

100% performance tested	Confidence that each coupler will deliver the critical electrical performance requirements
Modular	Couplers snap in and out of all Mini-Com® Faceplates, Modular Patch Panels and industrial bulkheads for easy moves, adds and changes
RJ45 interface	Industry standard interface provides a quick and easy plug and play connection to RJ45 patch cords; backwards compatible
Identification	Can be clearly identified with optional labels and icons for port identification
Populated patch panel version	Factory installed 24-port patch panel mounts to standard EIA 19" or 23" racks for greater system flexibility
Block out device (optional)	Provides a simple and secure method to control access to data ports while not in use

applications

Mini-Com® TX6A™ 10Gig™ UTP Coupler Modules and Patch Panels are a component of the TX6A™ 10Gig™ UTP Copper Cabling System. This end-to-end system is interoperable and backwards compatible, providing design flexibility to protect network investments well into the future. Couplers are designed to perform as a single connector in the channel. One coupler can be used per channel while maintaining Category 6A/Class E_A performance. Couplers are a reliable, modular solution, ideal when setting up networks in a testing environment or during a planned system upgrade.

With certified performance to the ANSI/TIA-568-C.2 Category 6A and ISO 11801 Class E_A standards, this system will support the following applications:

- Ethernet 10BASE-T, 100BASE-T (FastEthernet), 1000BASE-T (Gigabit Ethernet)
- 155 Mb/s ATM, 622 Mb/s ATM, 1.2 Gb/s ATM
- Token Ring 4/16
- Digital video and broadband/baseband analog video
- Voice over Internet Protocol (VoIP)

www.panduit.com

**TX6A™ 10Gig® UTP
Copper Cabling System**

**Mini-Com® TX6A™ UTP
Copper Modules**

Coupler Module: CC6X88†

**Mini-Com® TX6A™ 10Gig® UTP
Coupler Patch Panel**

24-port, 1 RU: CP246X88BL

**TX6A™ 10Gig® UTP Patch Cords
with MaTriX Technology**

CM (foot lengths): UTP6A^
CM (meter lengths): UTP6A^^M

**TX6A-SD™ 10Gig® UTP Patch
Cords with MaTriX Technology**

CM (ft lengths): UTP6ASD^BU
CM (m lengths): UTP6ASD^^MBU
LSZH (m lengths): UTP6ASDL^^M

**Mini-Com® Angled Modular
Patch Panels**

24-port, 1 RU: CPPA24FMWBLY
48-port, 2 RU: CPPA48FMWBLY
72-port, 2 RU: CPPLA72WBLY

**Mini-Com® Flat Modular
Patch Panels**

24-port, 1 RU: CPP24FMWBLY
48-port, 2 RU: CPP48HDWBLY
48-port, 1 RU: CPP48FMWBLY
72-port, 2 RU: CPP72FMWBLY

Tools and Accessories

Jack module termination tool: TGJT or EGJT
Wire snipping tool: CWST
Wire stripping tool: CJAST
Clear dust cap: MDC-C
Blockout device: PSL-DCJB-^^^
Phone icons: CIPIW-C++
Data icons: CIDIW-C++

‡ For additional colors, add suffix: BL (Black), IW (Off White), BU (Blue), RD (Red), GR (Green), OR (Orange), IG (International Gray), or YL (Yellow).

^ For lengths 3 to 20 feet (one foot increments) and 25, 30, 35, 40 feet, change the length designation in the part number to the desired length. For standard cable colors other than Off White, add suffix BL (Black), BU (Blue), RD (Red), YL (Yellow), GR (Green), OR (Orange) or VL (Violet). For example, UTP6A15BU = blue, 15-foot patch cord.

^^ For lengths 1, 1.5, 2 to 7 (one meter increments), 10, 15, 20 meters, change the length designation in the part number to the desired length. For standard cable colors other than Off White, add suffix BL (Black), BU (Blue), RD (Red), YL (Yellow), GR (Green), OR (Orange) or VL (Violet). LSZH patch cable available in Off White or BU (Blue). For example, UTP5ASD5MBU = blue, 5-meter patch cord.

^^^To designate color other than Red, add suffix BL (Black), BU (Blue), YL (Yellow), GR (Green), OR (Orange), IW (Off White) or IG (International Gray) at the end of the part number. 10/package.

++To designate color other than IW (Off White), replace IW with EI (Electric Ivory), IG (International Gray), BL (Black), BU (Blue), RD (Red), YL (Yellow), GR (Green), OR (Orange) or VL (Violet) in the part number. 100/package.

Mini-Com® TX6A™ 10Gig™ UTP Coupler Module and Patch Panel

Test Results

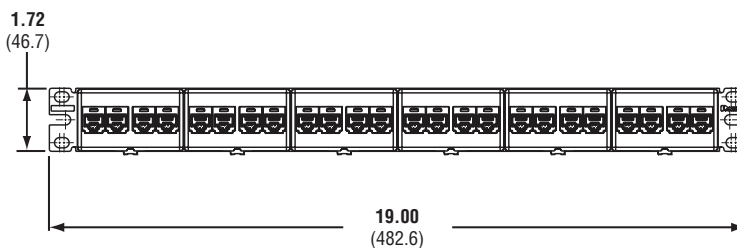
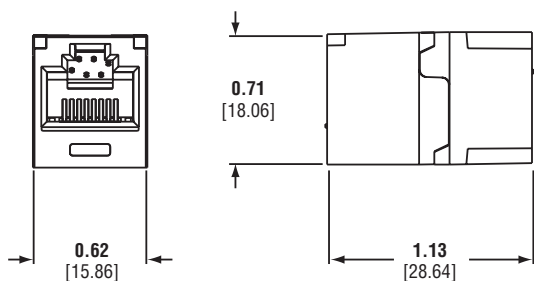
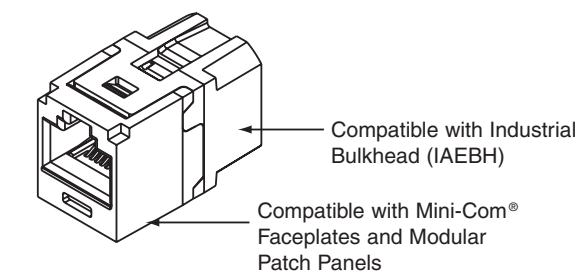
Mechanical Test	Test Method	Measurement	Required Performance
Normal Force	—	Load (grams)	> 100
Vibration	IEC 512-6d	Circuit Resistance Change (mOhms)	< 40
Shock	IEC 512-6c	Contact Disturbance (microsecond)	< 5
Durability	IEC 512-9a	Circuit Resistance Change (mOhms)	< 40
Mating/Unmating	IEC 512-13b	Mating Force (N)	< 20
		Unmating Force (N)	< 20
Termination Cycles	IEC 352	Number of Cycles	>20

Mechanical Test	Test Method	Measurement	Required Performance
Low Level Circuit Resistance	IEC 512-2a	Resistance (mOhms)	< 20
Dielectric Withstand Voltage	IEC 512-4a	1000VAC, 1 minute	Passed
Insulation Resistance	IEC 512-3a	Resistance (MOhms)	> 500

Mechanical Test	Test Method	Measurement	Required Performance
Temperature Life	IEC 512-9b	Circuit Resistance Change (mOhms)	< 40
Humidity	IEC 512-11c	Circuit Resistance Change (mOhms)	< 40
Thermal Shock	IEC 512-11d	Circuit Resistance Change (mOhms)	< 40
Climactic Sequence	IEC 512-11a	Circuit Resistance Change (mOhms)	< 40
Flowing Mixed Gas Corrosion	IEC 512-11g	Circuit Resistance Change (mOhms)	< 40

Mini-Com® TX6A™ 10Gig™ UTP Coupler Module

Mini-Com® 24-Port Category 6A Coupler Patch Panel



Dimensions are in inches [Dimensions in brackets are metric]

WORLDWIDE SUBSIDIARIES AND SALES OFFICES

PANDUIT CANADA
Markham, Ontario
cs-cdn@panduit.com
Phone: 800.777.3300

PANDUIT EUROPE LTD.
London, UK
cs-emea@panduit.com
Phone: 44.20.8601.7200

PANDUIT SINGAPORE PTE. LTD.
Republic of Singapore
cs-ap@panduit.com
Phone: 65.6305.7575

PANDUIT JAPAN
Tokyo, Japan
cs-japan@panduit.com
Phone: 81.3.6863.6000

PANDUIT LATIN AMERICA
Guadalajara, Mexico
cs-la@panduit.com
Phone: 52.33.3777.6000

PANDUIT AUSTRALIA PTY. LTD.
Victoria, Australia
cs-aus@panduit.com
Phone: 61.3.9794.9020

For a copy of Panduit product warranties, log on to www.panduit.com/warranty

For more information

Visit us at www.panduit.com

Contact Customer Service by email: cs@panduit.com
or by phone: 800.777.3300 and reference COSP251

PANDUIT®

©2015 Panduit Corp.
ALL RIGHTS RESERVED.
COSP251--WW-ENG
4/2015