

Enclosure Options

Thermostatically Controlled Integrated Fan Top Options

Thermostatically Controlled Integrated Fan Tops ships fully assembled and include 4-1/2", 6" or 10" fans, fan guards and proportional speed fan controller that increases fan life, reduces noise, saves energy, and reduces dust build up. ETL Listed in the US and Canada.



MW-4QFT-FC



MW-10FT-FC



ERK-4QFT-FC



ERK-10FT-FC



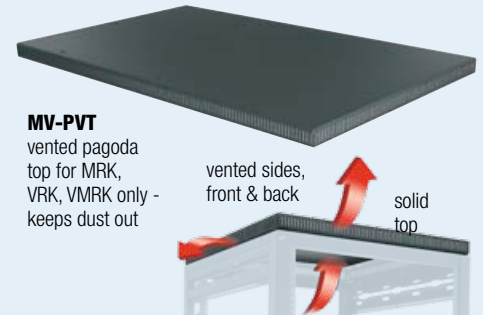
Part #	# of Fans	Fits	Free Air CFM
MW-4QFT-FC*	four quiet 4-1/2" fans	MRK, DRK, VRK, VMRK, WRK Series	220
MW-10FT-FC	one 10" fan	MRK, DRK, VRK, VMRK, WRK Series	550
ERK-4QFT-FC*	three quiet 4-1/2" frms	ERK, WMRK, SCRK Series	165
ERK-10FT-FC	one 10" fan	ERK, WMRK, SCRK Series	550

Vented Pagoda Top Options

Vented pagoda tops maintain enclosure temperatures through natural convection while minimizing the amount of dust and debris that can fall into the rack, and adds 1-1/2" to the top of the rack.

Part #	Style
MV-PVTxx	vented pagoda top, MRK, VRK, VMRK only

xx = depth of MRK, VRK and VMRK only (26", 31", 36" or 42")



Duct-Cool™ Adapter Top Options

Adapter top option to allow the Duct-Cool to be mounted to the top of select racks. Includes top and adapter only. Duct-Cool is a complete remote cooling solution that allows you to manage the heat in closets, racks or enclosed projectors quietly and effectively. See pg. 125 for additional details on the Duct-Cool system.

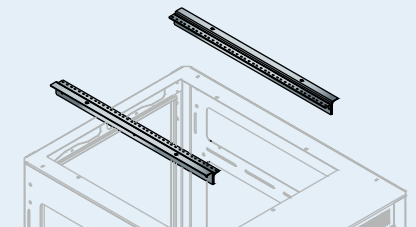
Fits DRK, WRK, MRK, VRK, VMRK, Part #	Fits ERK, WMRK, SCRK Part #	Style
MW-DT	ERK-DT	duct cool adapter



Top Rail Kit

Convert the top of any WRK, MRK, VRK, VMRK, or DRK into useable rackspace with the MW-TR top rail kit. Can be used in conjunction with our connector panels to allow for customizable connections in the top of the rack. See pg. 162 for details on connector panels.

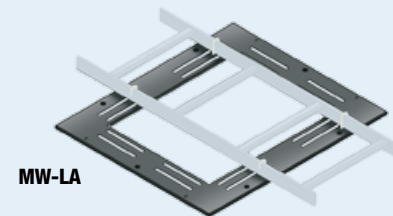
Part #	Description
MW-TR	13 space top rail kit



Ladder Adapter Top Option

Adapter used to connect cable ladder to the top of racks or cabinets. See pg. 142 for cable ladder offering.

Part #	Cable Ladder Sizes	Fits
MW-LA	6", 9", 12"	WRK, MRK, VRK, VMRK, DRK Series
MK-LA	12"	MK, RLA, RL Series



Door/Status Sensor

Mounts to any Middle Atlantic Products front and rear doors, and provides contact closure notification at door open/close events. Requires connection to system that senses contact closure.

Part #	Quantity	Part #	Quantity
DCS	1	DCS-10	10

