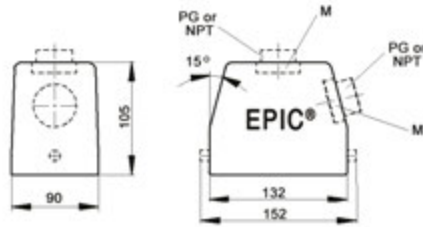


# EPIC® HB 48 Standard Hoods

## Single Lever Bolts



all dimensions are in mm.

### Technical Data

<b>Specifications:</b>	DIN 43652	<b>IP Protection Class:</b>	NEMA 4, NEMA 12, IP65
<b>Temperature Range:</b>	-40°C to + 125°C	<b>Material:</b>	Powder-coated aluminum alloy

PG	Size of Entry		PG	Part Number		Complete the Installation: SKINTOP® Strain Relief			
	NPT	Metric		NPT	Metric	PG Plastic	PG Metal	Metric Plastic	Metric Metal
<b>Top Entry</b>									
29	1"	32	101550	101550NP	19155000	53015060	52015760	53111040	53112040
36	1 1/4"	40	101560	101560NP	19156000	53015070	52015765	53111050	53112050
42	-	50	101570	-	19157000	53015080	52015766	53111060	53112060
<b>Side Entry</b>									
29	1"	32	101580	101580NP	19158000	53015060	52015760	53111040	53112040
36	1 1/4"	40	101590	101590NP	19159000	53015070	52015765	53111050	53112050
42	-	50	101600	-	19160000	53015080	52015766	53111060	53112060

### Approvals



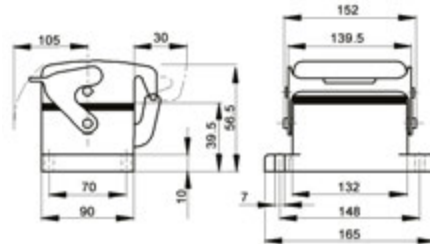
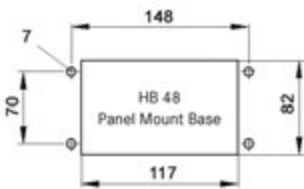
#### Complete the Installation



HB Dust Covers  
page 419

# EPIC® HB 48 Panel Mount Bases

## Single Lever



all dimensions are in mm.

### Technical Data

<b>Specifications:</b>	DIN 43652	<b>IP Protection Class:</b>	NEMA 4, NEMA 12, IP65
<b>Temperature Range:</b>	-40°C to + 125°C	<b>Material:</b>	Powder-coated aluminum alloy

Description	Part Number
Panel Mount Base	10161000
Panel Mount Base with Dust Cover: Hold Down Screw, No Dust Cover Bolts	10152000
Panel Mount Base with Dust Cover: Dust Cover Bolts	10152500

### Approvals



#### Complete the Installation

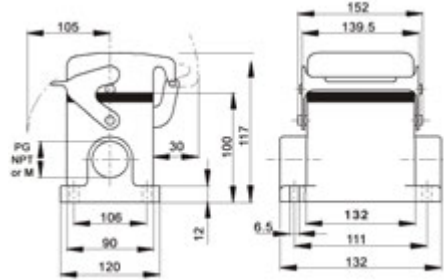
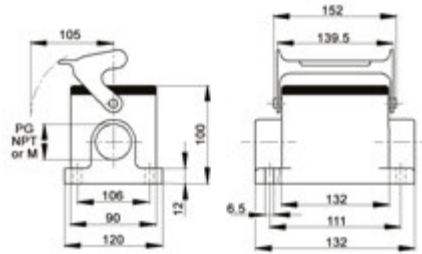


HB Dust Covers  
page 419

Photographs are not to scale and are not true representations of the products in question.  
If not otherwise specified, all values relating to the product are nominal values. For current information go to our website.

# EPIC® HB 48 Surface Mount Bases

## Single Lever



all dimensions are in mm.

### Technical Data

Specifications:	DIN 43652	Protection Class:	NEMA 4, NEMA 12, IP65
Temperature Range:	-40°C to + 125°C	Material:	Powder-coated aluminum alloy

PG	Size of Entry		PG	Part Number		Complete the Installation: SKINTOP® Strain Relief			
	NPT	Metric		NPT	Metric	PG Plastic	PG Metal	Metric Plastic	Metric Metal
<b>2 Entries</b>									
29	1"	32	101660	101660NP	19166000	53015060	52015760	53111040	53112040
36	1¼"	40	101661	101661NP	19166100	53015070	52015765	53111050	53112050
<b>1 Entry</b>									
29	1"	32	101650	101650NP	19165000	53015060	52015760	53111040	53112040
36	1¼"	40	101651	101651NP	19165100	53015070	52015765	53111050	53112050
<b>2 Entries with Dust Cover</b>									
29	1"	32	101680	101680NP	19168000	53015060	52015760	53111040	53112040
36	1¼"	40	101681	101681NP	19168100	53015070	52015765	53111050	53112050
<b>1 Entry with Dust Cover</b>									
29	1"	32	101670	101670NP	19167000	53015060	52015760	53111040	53112040
36	1¼"	40	101671	101671NP	19167100	53015070	52015765	53111050	53112050

### Approvals



Photographs are not to scale and are not true representations of the products in question.

If not otherwise specified, all values relating to the product are nominal values. For current information go to our website.