

# Enclosure Options

## Thermostatically Controlled Integrated Fan Top Options

Thermostatically Controlled Integrated Fan Tops ships fully assembled and include 4-1/2", 6" or 10" fans, fan guards and proportional speed fan controller that increases fan life, reduces noise, saves energy, and reduces dust build up. ETL Listed in the US and Canada.



MW-4QFT-FC



MW-10FT-FC



ERK-4QFT-FC



ERK-10FT-FC



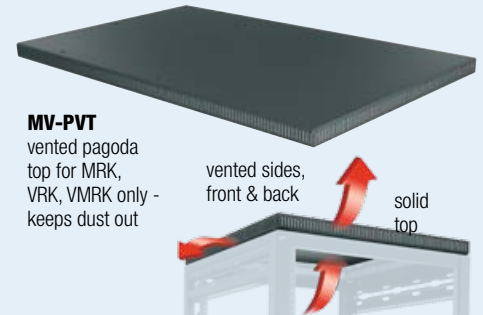
Part #	# of Fans	Fits	Free Air CFM
MW-4QFT-FC*	four quiet 4-1/2" fans	MRK, DRK, VRK, VMRK, WRK Series	220
MW-10FT-FC	one 10" fan	MRK, DRK, VRK, VMRK, WRK Series	550
ERK-4QFT-FC*	three quiet 4-1/2" fans	ERK, WMRK, SCRK Series	165
ERK-10FT-FC	one 10" fan	ERK, WMRK, SCRK Series	550

## Vented Pagoda Top Options

Vented pagoda tops maintain enclosure temperatures through natural convection while minimizing the amount of dust and debris that can fall into the rack, and adds 1-1/2" to the top of the rack.

Part #	Style
MV-PVTxx	vented pagoda top, MRK, VRK, VMRK only

xx = depth of MRK, VRK and VMRK only (26", 31", 36" or 42")



## Duct-Cool™ Adapter Top Options

Adapter top option to allow the Duct-Cool to be mounted to the top of select racks. Includes top and adapter only. Duct-Cool is a complete remote cooling solution that allows you to manage the heat in closets, racks or enclosed projectors quietly and effectively. See pg. 125 for additional details on the Duct-Cool system.

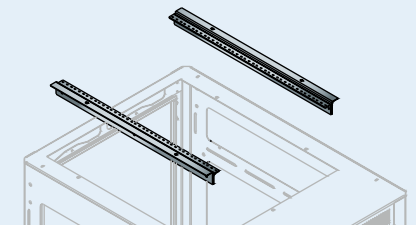
Fits DRK, WRK, MRK, VRK, VMRK, Part #	Fits ERK, WMRK, SCRK Part #	Style
MW-DT	ERK-DT	duct cool adapter



## Top Rail Kit

Convert the top of any WRK, MRK, VRK, VMRK, or DRK into useable rackspace with the MW-TR top rail kit. Can be used in conjunction with our connector panels to allow for customizable connections in the top of the rack. See pg. 162 for details on connector panels.

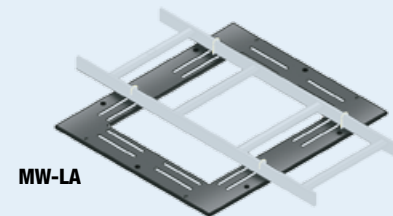
Part #	Description
MW-TR	13 space top rail kit



## Ladder Adapter Top Option

Adapter used to connect cable ladder to the top of racks or cabinets. See pg. 142 for cable ladder offering.


Part #	Cable Ladder Sizes	Fits
MW-LA	6", 9", 12"	WRK, MRK, VRK, VMRK, DRK Series
MK-LA	12"	MK, RLA, RL Series



## Door/Status Sensor

Mounts to any Middle Atlantic Products front and rear doors, and provides contact closure notification at door open/close events. Requires connection to system that senses contact closure.

Part #	Quantity	Part #	Quantity
DCS	1	DCS-10	10





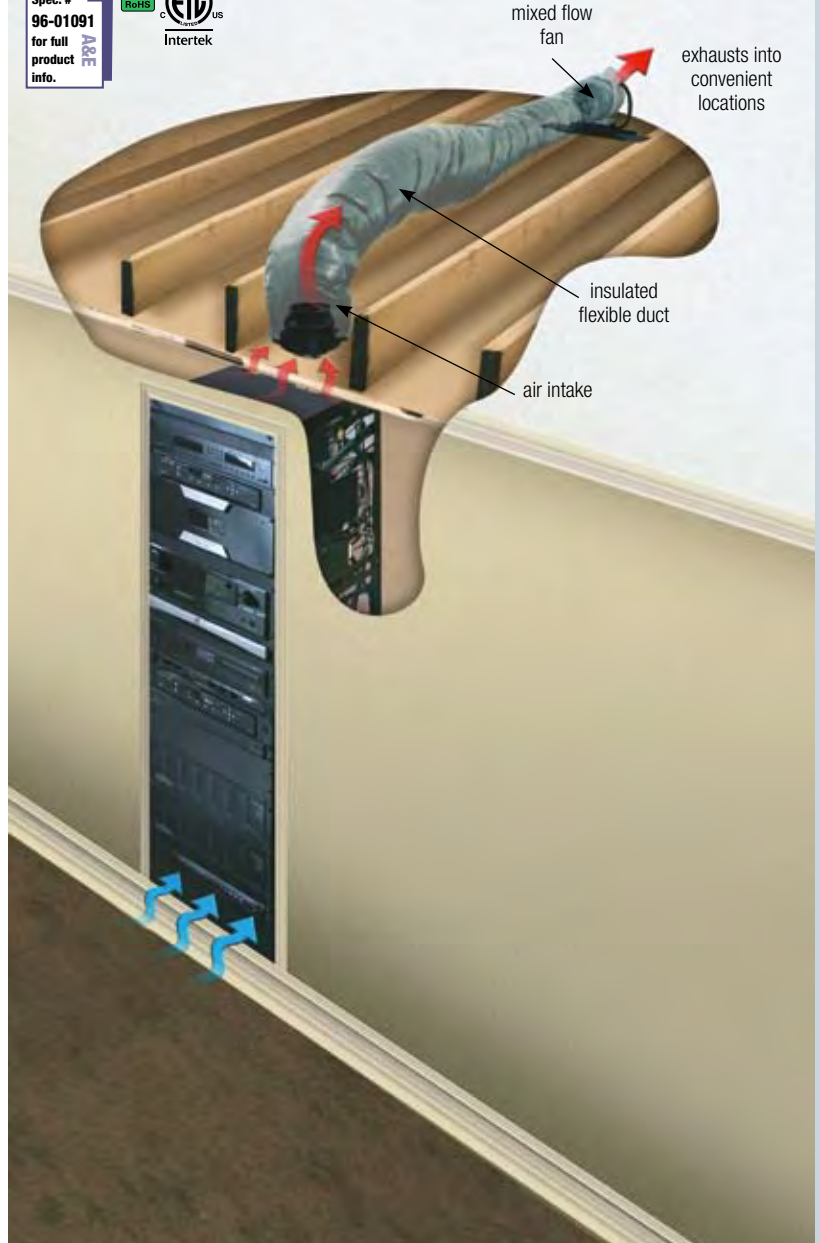
## The Duct Cool System™ removes heated air from enclosed areas to extend equipment life and to increase reliability.

The heart of the system is a unique state-of-the-art fan that is both quiet and powerful. It has the ability to effectively pull heated air from up to 25 feet away, far from the user. Standard unit includes a built-in thermostat preset to turn on at 88°F and off at 85°F – so the system only runs when needed. Flexible system installs quickly, easily and can exhaust to any convenient remote location.

Part #	Free Air Rating	Duct Size	Free Air dB Rating*
DUCT-COOL-1PT	135 CFM	4"	35.7
DUCT-COOL-2PT	293 CFM	6"	36.5

\*measured 1 meter from the air intake, centered horizontally & vertically, using 15' of straight insulated duct

Spec. #  
96-01091  
for full  
product  
info.



### Options

#### Optional Thermostat

For adjusting set point if desired.



THERM-A

Part #	Description
THERM-A	optional thermostat

#### Duct-Cool™ Adapter

Adapter tops let the Duct-Cool be mounted to the top of select racks. Includes top and adapter only.



MW-DT

Fits DRK, WRK, MRK, VRK, VMRK, Part #	Fits WMRK, ERK, SCRK Part #
MW-DT	ERK-DT


Kit comes complete with everything you need to install the unit, including:



Mixed Flow Fan Assembly



25 Feet of Insulated Flexible Duct



Air Intake Assembly and Sturdy Mounting Plate



All Mounting Hardware

