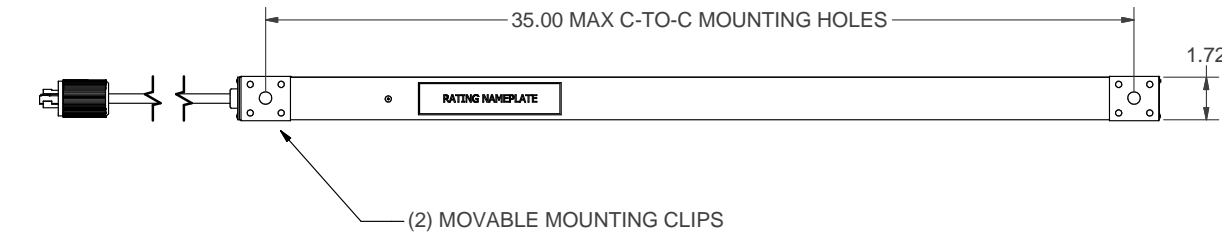
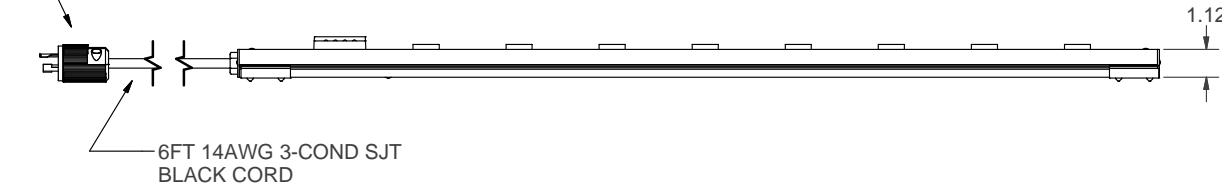
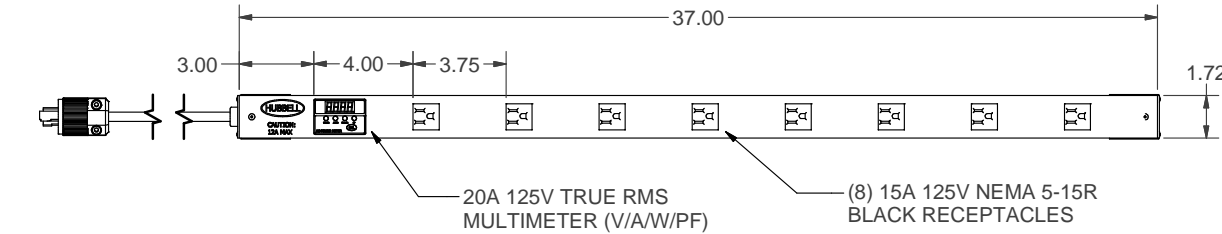


# Custom Product

YOU ARE HEREBY NOTIFIED THAT ANY DISSEMINATION, DISCLOSURE, COPYING OR DISTRIBUTION OF THE IDEAS, INFORMATION OR DESIGNS THEREIN SHOWN WITHOUT OUR WRITTEN PERMISSION IS STRICTLY PROHIBITED.

**CUSTOMER APPROVAL:**  AS IS  WITH NOTED CHANGES

Customer name:
Customer signature:
Company name:
Contact number:
Date:
Custom Products Are Non-Cancellable & Non-Returnable



**INPUT**  
 15A 125V NEMA L5-15P  
 MAXIMUM CURRENT DRAW = 12A

**OUTPUT**  
 (8) 15A 125V NEMA 5-15R  
 MAX TOTAL LOAD = 1500VA (12A @ 125V)

- NOTES:**
- ALL DIMENSIONS ARE IN INCHES W/ +/-0.06" TOLERANCE UNLESS OTHERWISE SPECIFIED.
  - THIS PDU MUST BE PLUGGED INTO A CIRCUIT THAT HAS OVERCURRENT PROTECTIVE DEVICE RATED AT NO MORE THAN 125% OF MAXIMUM CURRENT DRAW.

	CERTIFIED TO CAN/CSA STD C22.2 NO. 60950-1-03 CONFORMS TO UL STD 60950-1	
	MAXIMUM TOTAL LOAD = 1500VA (12A @ 125V)	
DESCRIPTION: 37" H1V, 6FT 14/3SJ, L5-15P, (8) 5-15R, METER		
POWER: 15A 125V 60Hz NEMA L5-15P		
FINISH: TEXT BLACK MATERIAL: Aluminum		
Hubbell Canada LP 870 Brock Road South Pickering Ontario		
CAT No: H1V3706L1N8AM		
DRWN BY: SR	PROJ'T NO:	
APR'D BY: RC	DRAWING NO: A16763	
DATE: 07/11/2013	SHEET: 1 of 1	SCALE: NTS