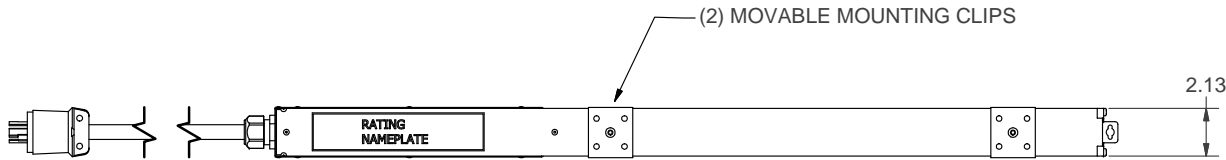
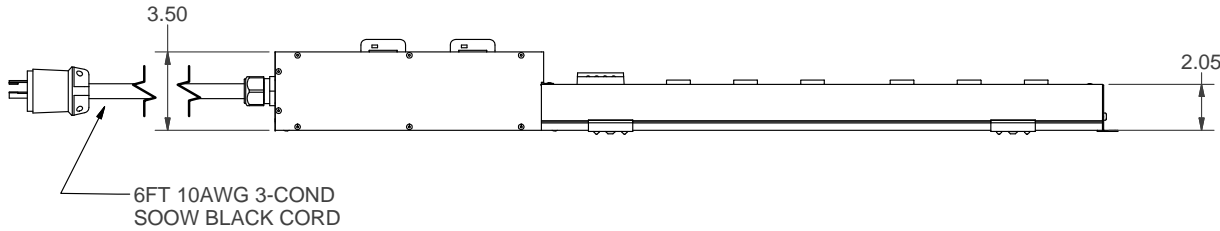
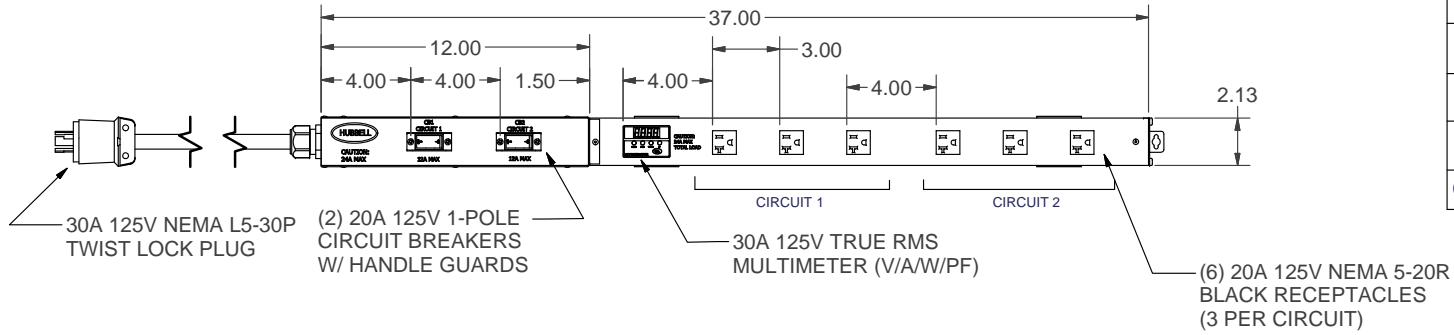


CUSTOM PRODUCT

YOU ARE HEREBY NOTIFIED THAT ANY DISSEMINATION, DISCLOSURE, COPYING OR DISTRIBUTION OF THE IDEAS, INFORMATION OR DESIGNS THEREIN SHOWN WITHOUT OUR WRITTEN PERMISSION IS STRICTLY PROHIBITED.

CUSTOMER APPROVAL: AS IS WITH NOTED CHANGES

Customer name: _____
 Customer signature: _____
 Company name: _____
 Contact number: _____
 Date: _____
 Custom Products Are Non-Cancellable & Non-Returnable



NOTES:

- ALL DIMENSIONS ARE IN INCHES W/ +/-0.06" TOLERANCE UNLESS OTHERWISE SPECIFIED.
- THIS PDU MUST BE PLUGGED INTO A CIRCUIT THAT HAS OVERCURRENT PROTECTIVE DEVICE RATED AT NO MORE THAN 125% OF MAXIMUM CURRENT DRAW.

INPUT
 30A 125V NEMA L5-30P
 MAXIMUM CURRENT DRAW = 24A

OUTPUT
 (6) 20A 125V NEMA 5-20R IN 2 CCTS
 MAX LOAD PER CCT = 2000VA (16A @ 125V)
 MAX TOTAL LOAD = 3000VA (24A @ 125V)

	CERTIFIED TO CAN/CSA STD C22.2 NO. 60950-1-03 CONFORMS TO UL STD 60950-1	
	MAXIMUM TOTAL LOAD = 3000VA (24A @ 125V)	
DESCRIPTION: 37" H1V, 6FT 10/3 SOOW, L5-30P, (6) 5-20R, 2 BRKRS, MTR		
POWER: 30A 125V 60Hz NEMA L5-30P		
FINISH: TEXT BLACK MATERIAL: Aluminum		
	Hubbell Canada LP 870 Brock Road South Pickering Ontario	
	CAT No: H1V3706L5B6EM	
DRWN BY: SR	PROJT NO:	
APR'D BY: RC	DRAWING NO: A17281	
DATE: 05/15/2014	SHEET: 1 of 1	SCALE: NTS

