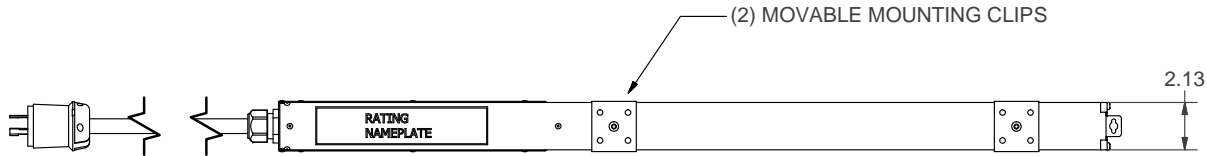
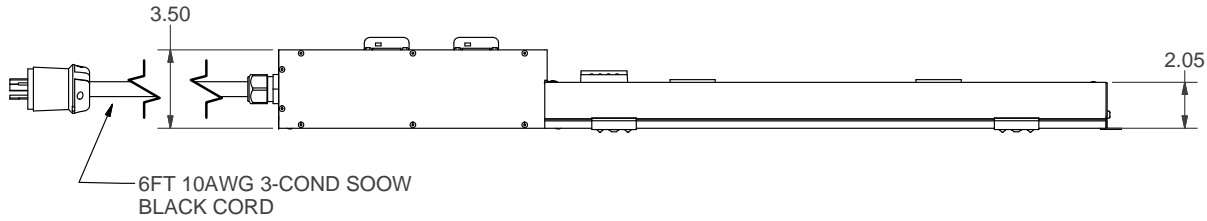
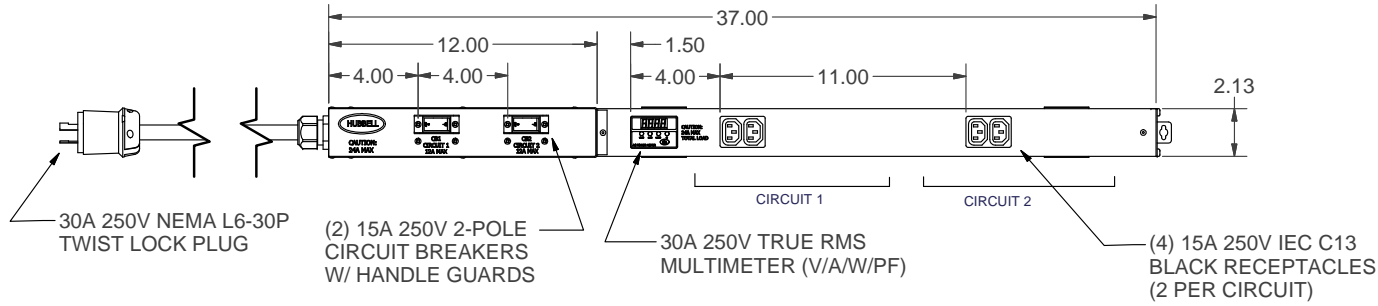


# CUSTOM PRODUCT

YOU ARE HEREBY NOTIFIED THAT ANY DISSEMINATION, DISCLOSURE, COPYING OR DISTRIBUTION OF THE IDEAS, INFORMATION OR DESIGNS THEREIN SHOWN WITHOUT OUR WRITTEN PERMISSION IS STRICTLY PROHIBITED.

**CUSTOMER APPROVAL:**  AS IS  WITH NOTED CHANGES

Customer name: \_\_\_\_\_  
 Customer signature: \_\_\_\_\_  
 Company name: \_\_\_\_\_  
 Contact number: \_\_\_\_\_  
 Date: \_\_\_\_\_  
 Custom Products Are Non-Cancellable & Non-Returnable



**NOTES:**

- ALL DIMENSIONS ARE IN INCHES W/ +/-0.06" TOLERANCE UNLESS OTHERWISE SPECIFIED.
- THIS PDU MUST BE PLUGGED INTO A CIRCUIT THAT HAS OVERCURRENT PROTECTIVE DEVICE RATED AT NO MORE THAN 125% OF MAXIMUM CURRENT DRAW.

**INPUT**  
 30A 250V NEMA L6-30P  
 MAXIMUM CURRENT DRAW = 24A

**OUTPUT**  
 (4) 15A 250V IEC C13 IN 2 CCTS  
 MAX LOAD PER CCT = 3000VA (12A @ 250V)  
 MAX TOTAL LOAD = 6000VA (24A @ 250V)

	CERTIFIED TO CAN/CSA STD C22.2 NO. 60950-1-03 CONFORMS TO UL STD 60950-1	
	MAXIMUM TOTAL LOAD = 6000VA (24A @ 250V)	
DESCRIPTION: 37" H1V, 6FT 10/3 SOOW, L6-30P, (4) C13, 2 BRKRS, MTR		
POWER: 30A 250V 60Hz NEMA L6-30P		
FINISH: TEXT BLACK MATERIAL: Aluminum		
	Hubbell Canada LP 870 Brock Road South Pickering Ontario	
	CAT No: H1V3706L6B4KM	
DRWN BY: SR	PROJ'T NO:	
APR'D BY: RC	DRAWING NO: A17283	
DATE: 05/15/2014	SHEET: 1 of 1	SCALE: NTS

