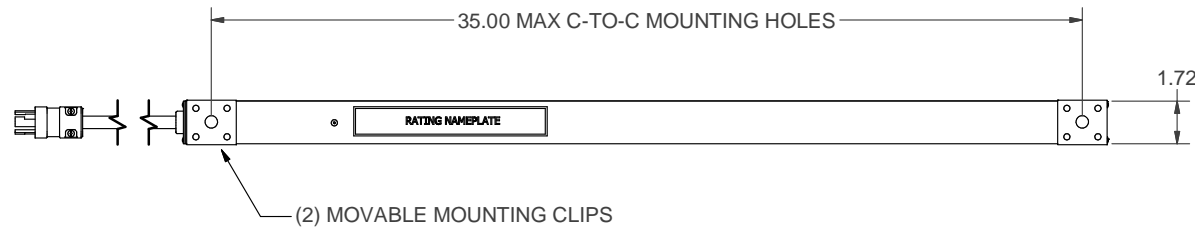
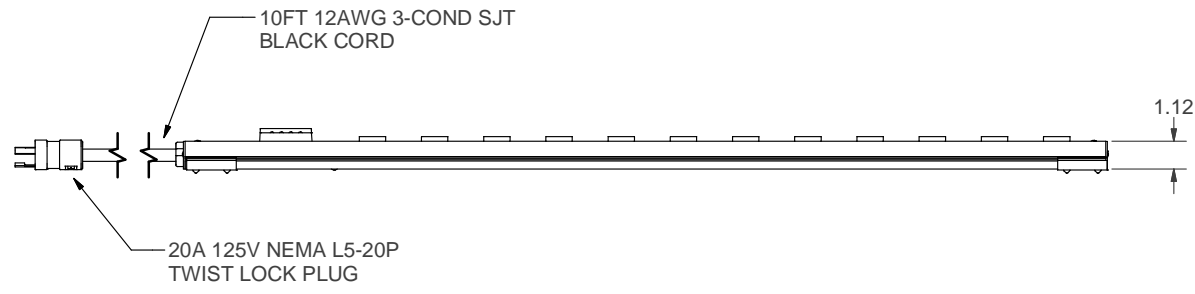
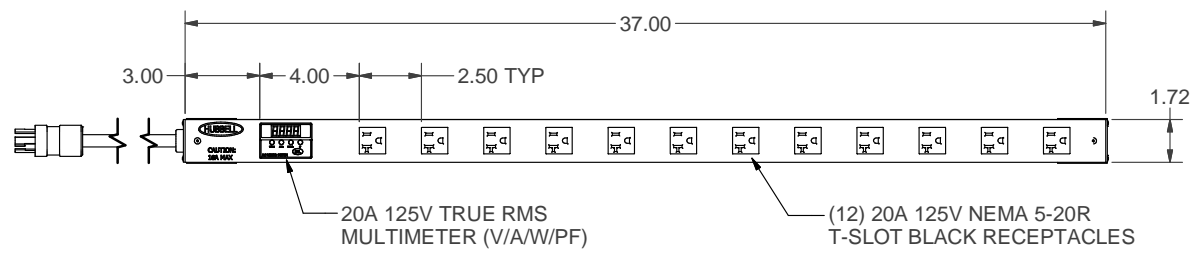


CUSTOM PRODUCT

YOU ARE HEREBY NOTIFIED THAT ANY DISSEMINATION, DISCLOSURE, COPYING OR DISTRIBUTION OF THE IDEAS, INFORMATION OR DESIGNS THEREIN SHOWN WITHOUT OUR WRITTEN PERMISSION IS STRICTLY PROHIBITED.

CUSTOMER APPROVAL: AS IS WITH NOTED CHANGES

Customer name: _____
 Customer signature: _____
 Company name: _____
 Contact number: _____
 Date: _____
 Custom Products Are Non-Cancellable & Non-Returnable



INPUT
 20A 125V NEMA L5-20P
 MAXIMUM CURRENT DRAW = 16A

OUTPUT
 (12) 15A/20A 125V NEMA 5-20R
 MAX TOTAL LOAD = 2000VA (16A @ 125V)

NOTES:

- ALL DIMENSIONS ARE IN INCHES W/ +/-0.06" TOLERANCE UNLESS OTHERWISE SPECIFIED.
- THIS PDU MUST BE PLUGGED INTO A CIRCUIT THAT HAS OVERCURRENT PROTECTIVE DEVICE RATED AT NO MORE THAN 125% OF MAXIMUM CURRENT DRAW.

	CERTIFIED TO CAN/CSA STD C22.2 NO. 60950-1-03 CONFORMS TO UL STD 60950-1	
	MAXIMUM TOTAL LOAD = 2000VA (16A @ 125V)	
DESCRIPTION: 37" H1V, 10FT 12/3SJ, L5-20P, (12) 5-20R, METER		
POWER: 20A 125V 60Hz NEMA L5-20P		
FINISH: TEXTURED BLACK MATERIAL: ALUMINUM		
	Hubbell Canada LP 870 Brock Road South Pickering Ontario	
CAT No: H1V3710L2N12EM		
DRWN BY: SR	PROJ'T NO:	
APR'D BY: RC	DRAWING NO: A15256	
DATE: 03/04/2011	SHEET: 1 of 1	SCALE: NTS

