

Section A Straight Blade Devices



Index

Product	Page
HBL® Extra Heavy Duty Hospital Grade Duplex Receptacles	
Duplex and Style Line® Decorator	A-3
SNAPConnect® Receptacles	A-4
Hubbell-PRO Receptacles	A-7
USB Charger, Single and 4-PLEX Receptacles	A-9
Plugs, Receptacles and Connector Bodies	A-10
HBL® Extra Heavy Duty Industrial Series	A-12
Hubbell-PRO Heavy Duty Specification Grade Receptacles	A-15
Extra Heavy Duty SNAPConnect® Receptacles	A-16
SNAPConnect® Permanently Marked Receptacles	A-17
USB Charger Receptacles and Outlets	A-21
Commercial Specification Grade Receptacles	A-22
Permanently Marked Receptacles	A-24
Duplex Receptacles	A-25
Style Line® Decorator Receptacles	A-26
4-PLEX® Receptacles and Accessories	A-27
Pre-Fabricated Building Wiring System	A-28
Plugs and Connectors	
Insulgrip®, Elastogrip® and Valise® Plugs and Connector Bodies	A-32
Insulgrip® Flanged Inlets and Receptacles	A-34
HBL® Extra Heavy Duty, Specification Grade Receptacles	A-35
Insulgrip® and Valise® Plugs and Flanged Inlets	A-36
Insulgrip® and Valise® Connector Bodies and Flanged Receptacles	A-37
15 and 20A Plugs, Connector Bodies and Receptacles	
16A, 250V AC International	A-40
Hazardous Location Receptacles, Plugs and Boxes	A-41
30, 50 and 60A Heavy Duty Insulgrip® Plugs and Receptacles	A-42
DIN Rail Utility Box	A-48
Miscellaneous and Combination Receptacles	A-49
Accessories	A-50
Technical Information	A-54

HBL® Extra Heavy Duty Industrial Series



SNAPConnect® Receptacles



Commercial Specification Grade



Insulgrip® Plugs and Connectors





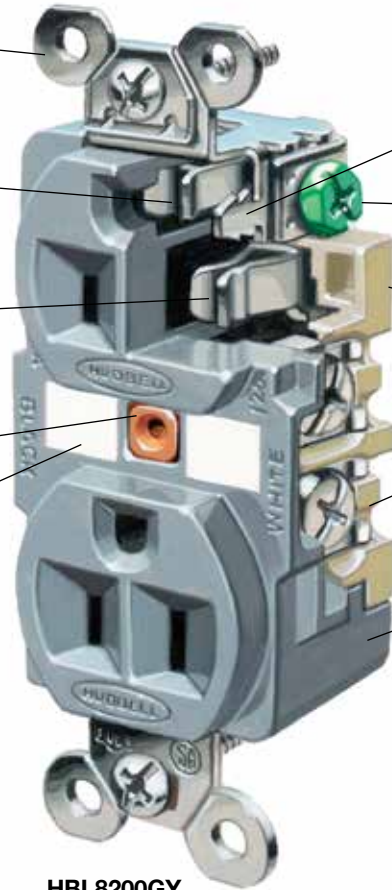
One-piece nickel-plated brass integral ground strap for greater corrosion resistance

Patented ground contact provides redundant grounding

Unique bypass contact design results in greater contact force and reduced heat buildup

Square head, 10-thread bronze center rivet won't rotate, reduces stripping and resists corrosion

I.D. marking surface provides quick, sure circuit identification



Barbed assembly arms reduce possibility of face/base separation

Back wired ground terminal allows faster, easier installation

RTP base offers greater heat resistance, plus contact stability

External bundling terminals contain wire strands and are designed for quick inspection

Deep body design increases impact and chemical resistance

HBL8200GY

Hubbell "Hospital Grade" Devices

To qualify for the "Hospital Grade" designation and use of the associated green dot symbol, UL requires that the manufacturer design its devices to perform to specific levels. These levels form an established baseline below which no manufacturer can fall and still carry a green dot.

Hubbell sets their standards high. Each product is built to withstand the severe conditions of abuse that are unique to the hospital environment. Hubbell receptacles have exclusive design features that set them apart from the competition.

- Exclusive nickel-plated bypass contact design increases contact pressure, lowering the operating temperature.
- Four point grounding system provides redundant grounding for low resistance ground continuity in high abuse areas.
- High tech reinforced thermoplastic polyester (RTP) back is tough and heat resistant.

Because of these features and others, the benefit is performance, reliability, and value for any health care facility.



One piece, nickel plated brass mounting strap with integral ground contacts, along with secondary ground contact, provides superior grounding for low resistance flow of fault currents as well as corrosion resistance. Barbed locking arms keep the face locked in place to diminish potential for face/base separation. Back wired ground screw reduces installation time.



Exclusive bypass contacts are made of nickel-plated brass alloy. This design increases blade retention forces, insuring a reliable uninterrupted flow of power.



Reinforced thermoplastic back provides superior thermal, electrical and mechanical properties. By providing contact stability, this high performance material will reduce heat buildup giving you long lasting performance.



External wiring clamps allow for visual inspection of the terminals. A unique strand containment feature on the terminal "bundles" the wire, ensuring 100% clamping of wire strands and reducing heat from the termination.



IP20
 SUITABILITY



15A 125V
 NEMA 5-15R
 UL CSA
 0.5 HP




20A 125V
 NEMA 5-20R
 UL CSA
 1 HP


HBL® Extra Heavy Duty Hospital Grade Receptacles

Duplex

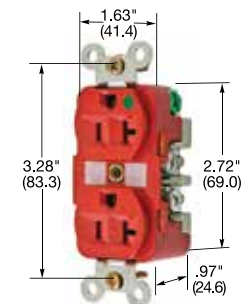
Description	Color	Catalog Number	
Flush, thermoplastic polyester face, back and side wired.	Black	HBL8200BK	-
	Blue	-	HBL8300BL
	Brown	HBL8200	HBL8300
	Gray	HBL8200GY	HBL8300GY
	Ivory	HBL8200I	HBL8300I
	Light Almond	HBL8200LA	HBL8300LA
	Red	HBL8200RED	HBL8300RED
	White	HBL8200W	HBL8300W
Flush, LED illuminated face, back and side wired.	Gray	HBL8200ILGY	HBL8300ILGY
	Ivory	HBL8200ILI	HBL8300ILI
	Red	HBL8200ILR	HBL8300ILR
	White	HBL8200ILW	HBL8300ILW
Tamper-Resistant receptacle with wire leads. Complies with requirements of NEC® article 517-18(c).	Brown	HBL8200SGA	HBL8300SGA
	Gray	HBL8200SGGYA	HBL8300SGGYA
	Ivory	HBL8200SGIA	HBL8300SGIA
	Light Almond	HBL8200SGLA	HBL8300SGLA
	Red	HBL8200SGRA	HBL8300SGRA
	White	HBL8200SGWA	HBL8300SGWA
Isolated ground ^A .	Orange	IG8200	IG8300
	Red	IG8200R	IG8300R



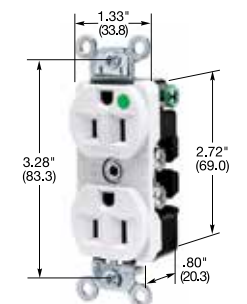
HBL8200GY



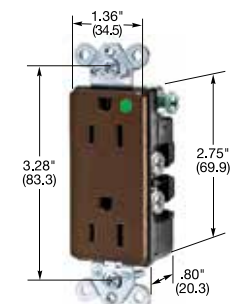
HBL8300SGA



HBL8300RMRI



HBL8200ILW



HBL2172

MRI Receptacle, Duplex

Description	Color	Catalog Number	
MRI receptacle, flush, thermoplastic polyester face, back and side wired.	Ivory	HBL8200IMRI	HBL8300IMRI
	Light Almond	HBL8200LAMRI	HBL8300LAMRI
	Red	HBL8200RMRI	HBL8300RMRI
	White	HBL8200WMRI	HBL8300WMRI

Slender/Compact, Duplex

Description	Color	Catalog Number	
Flush, thermoplastic polyester face, back, and side wired, Fed. Spec. verified.	Brown	HBL8200H	HBL8300H
	Gray	HBL8200HG	HBL8300HG
	Green	-	HBL8300HGN
	Ivory	HBL8200HI	HBL8300HI
	Light Almond	HBL8200HLA	HBL8300HLA
	Red	HBL8200HRED	HBL8300HRED
	White	HBL8200HW	HBL8300HW

Style Line® Decorator*

Description	Color	Catalog Number	
Flush, nylon face, back and side wired.	Brown	HBL2172	HBL2182
	Gray	HBL2172GY	HBL2182GY
	Ivory	HBL2172I	HBL2182I
	Office White	-	HBL2182OW
	Red	HBL2172R	HBL2182R
	White	HBL2172WA	HBL2182WA
Isolated ground ^A .	Ivory	-	IG2182I
	Orange	-	IG2182
	White	-	IG2182WA

Note: ^ASee section M for additional information on isolated ground devices.
 *Not Fed. Spec. Listed.
 See page A-46 and A-47 for accessories.
 See page A-50 for technical information.
 See page Tech-10 for Tamper-Resistant description.
 See section L for additional information on Hospital Grade products.
 See section N for wallplates.

NEC® is a registered trademark of the National Fire Protection Association (NFPA).

Dimensions in Inches (mm)



IP20
 SUITABILITY






15A 125V
 NEMA 5-15R
 UL CSA
 0.5 HP



20A 125V
 NEMA 5-20R
 UL CSA
 1 HP

Extra Heavy Duty Hospital Grade ● SNAPConnect®

Duplex

Description	Color	Catalog Number	
Hospital grade, finder groove, nylon face, modular receptacle which requires pigtailed connector below. Assembled in USA*.	Black	SNAP8200BKA*	SNAP8300BKA*
	Brown	SNAP8200A*	SNAP8300A*
	Gray	SNAP8200GYA*	SNAP8300GYA*
	Ivory	SNAP8200IA*	SNAP8300IA*
	Light Almond	SNAP8200LAA*	SNAP8300LAA*
	Red	SNAP8200RA*	SNAP8300RA*
	White	SNAP8200WA*	SNAP8300WA*
 Hospital grade, Tamper-Resistant, smooth nylon face, modular receptacle which requires pigtailed connector below. Assembled in USA.	Black	SNAP8200BKTR	SNAP8300BKTR
	Brown	SNAP8200TR	SNAP8300TR
	Gray	SNAP8200GYTR	SNAP8300GYTR
	Ivory	SNAP8200ITR	SNAP8300ITR
	Light Almond	SNAP8200LATR	SNAP8300LATR
	Red	SNAP8200RTR	SNAP8300RTR
	White	SNAP8200WTR	SNAP8300WTR
Isolated ground ^A , Hospital grade, Tamper-Resistant.	Orange	SNAP8200IGTR	SNAP8300IGTR
	Red	SNAP8200RIGTR	SNAP8300RIGTR
 Hospital grade, with Power Indicating LED, smooth nylon face, modular receptacle which requires pigtailed connector below. Assembled in USA.	Black	SNAP8200BKL	SNAP8300BKL
	Brown	SNAP8200L	SNAP8300L
	Gray	SNAP8200GYL	SNAP8300GYL
	Ivory	SNAP8200IL	SNAP8300IL
	Light Almond	SNAP8200LAL	SNAP8300LAL
	Red	SNAP8200RL	SNAP8300RL
	White	SNAP8200WL	SNAP8300WL
Isolated ground ^A , Hospital grade, with Power Indicating LED.	Orange	SNAP8200IGL	SNAP8300IGL
	Red	SNAP8200RIGL	SNAP8300RIGL
 Hospital grade, Tamper-Resistant, with Power Indicating LED, smooth nylon face, modular receptacle which requires pigtailed connector below. Assembled in USA.	Black	SNAP8200BKLTR	SNAP8300BKLTR
	Brown	SNAP8200LTR	SNAP8300LTR
	Gray	SNAP8200GYLTR	SNAP8300GYLTR
	Ivory	SNAP8200ILTR	SNAP8300ILTR
	Light Almond	SNAP8200LALTR	SNAP8300LALTR
	Red	SNAP8200RLTR	SNAP8300RLTR
	White	SNAP8200WLTR	SNAP8300WLTR
Isolated ground ^A , Hospital grade, TR with Power Indicating LED.	Orange	SNAP8200IGLTR	SNAP8300IGLTR
	Red	SNAP8200RIGLTR	SNAP8300RIGLTR

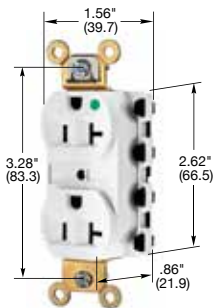
Note: ^ASee section M additional information on isolated ground devices.
 See page A-14 for additional information on SNAPConnect® features.
 See page Tech-10 for Tamper-Resistant and LED Power Indicators description.
 See pages A-46 and A-47 for accessories.
 See page A-54 for technical information.
 See section N for wallplates.
 Consult factory for available Split-Circuit capable SNAPConnect® devices.

SNAPConnect® Right Angle Pigtailed Connector

Description	Wire Type	General Use Catalog Number	Assembled in USA Catalog Number
Clear right angle terminal with 6 inch leads housing material	Solid	SNAP1RA	SNAP1RNA
	Stranded	SNAP2RA	SNAP2RNA

Note: For Assembled in USA products, must order connector with NA suffix.
 See page A-54 for technical information.

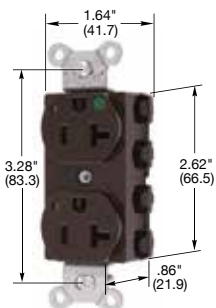
Many of these products are Assembled in USA, as indicated, and many are Buy American Compliant. Please contact Hubbell with any certification requirements.



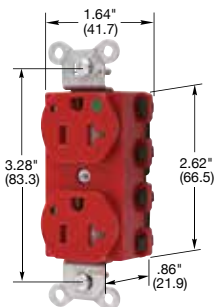
SNAP8300WA



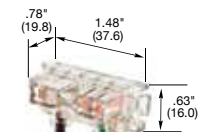
SNAP8300LATR



SNAP8300L



SNAP8300RLTR



SNAP1RA

Dimensions in Inches (mm)



IP20
SUITABILITY



15A 125V
NEMA 5-15R
UL CSA
0.5 HP



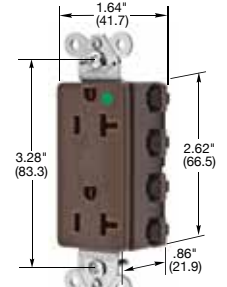
20A 125V
NEMA 5-20R
UL CSA
1 HP

**Extra Heavy Duty
 Hospital Grade ● SNAPConnect®**


Style Line® Decorator

Description	Color	Catalog Number	
Hospital grade, Style Line® decorator, flush, nylon face, modular receptacle which requires pigtailed connector below. Assembled in USA*.	Black	SNAP2172BKA*	SNAP2182BKA*
	Brown	SNAP2172A*	SNAP2182A*
	Gray	SNAP2172GYA*	SNAP2182GYA*
	Ivory	SNAP2172IA*	SNAP2182IA*
	Light Almond	SNAP2172LAA*	SNAP2182LAA*
	Red	SNAP2172RA*	SNAP2182RA*
	White	SNAP2172WA*	SNAP2182WA*
Hospital grade, Tamper-Resistant, Style Line® decorator, flush, nylon face, modular receptacle which requires pigtailed connector below. Assembled in USA.	Black	SNAP2172BKTR	SNAP2182BKTR
	Brown	SNAP2172TR	SNAP2182TR
	Gray	SNAP2172GYTR	SNAP2182GYTR
	Ivory	SNAP2172ITR	SNAP2182ITR
	Light Almond	SNAP2172LATR	SNAP2182LATR
	Red	SNAP2172RTR	SNAP2182RTR
	White	SNAP2172WTR	SNAP2182WTR
Isolated ground ^A , Hospital grade, Tamper-Resistant.	Orange	SNAP2172IGTR	SNAP2182IGTR
	Red	SNAP2172RIGTR	SNAP2182RIGTR
Hospital grade, with Power Indicating LED, Style Line® decorator, flush, nylon face, modular receptacle which requires pigtailed connector below. Assembled in USA.	Black	SNAP2172BKL	SNAP2182BKL
	Brown	SNAP2172L	SNAP2182L
	Gray	SNAP2172GYL	SNAP2182GYL
	Ivory	SNAP2172IL	SNAP2182IL
	Light Almond	SNAP2172LAL	SNAP2182LAL
	Red	SNAP2172RL	SNAP2182RL
	White	SNAP2172WL	SNAP2182WL
Isolated ground ^A , Hospital grade, with Power Indicating LED.	Orange	SNAP2172IGL	SNAP2182IGL
	Red	SNAP2172RIGL	SNAP2182RIGL
Hospital grade, Tamper-Resistant, with Power Indicating LED, Style Line® decorator, flush, nylon face, modular receptacle which requires pigtailed connector below. Assembled in USA.	Black	SNAP2172BKLTR	SNAP2182BKLTR
	Brown	SNAP2172LTR	SNAP2182LTR
	Gray	SNAP2172GYLTR	SNAP2182GYLTR
	Ivory	SNAP2172ILTR	SNAP2182ILTR
	Light Almond	SNAP2172LALTR	SNAP2182LALTR
	Red	SNAP2172RLTR	SNAP2182RLTR
	White	SNAP2172WLTR	SNAP2182WLTR
Isolated ground ^A , Hospital grade, TR with Power Indicating LED.	Orange	SNAP2172IGLTR	SNAP2182IGLTR
	Red	SNAP2172RIGLTR	SNAP2182RIGLTR

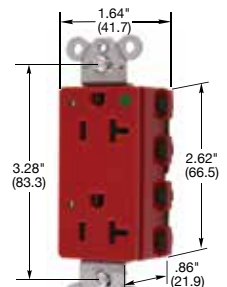
Note: ^ASee section M additional information on isolated ground devices.
 See page A-14 for additional information on SNAPConnect® features.
 See page Tech-10 for Tamper-Resistant and LED Power Indicators description.
 See pages A-46 and A-47 for accessories.
 See page A-54 for technical information.
 See section N for wallplates.
 Consult factory for available Split-Circuit capable SNAPConnect® devices.



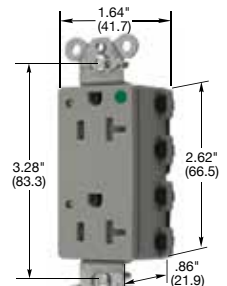
SNAP2182A



SNAP2182ITR



SNAP2182RL



SNAP2182GYLTR



SNAP1RA

SNAPConnect® Right Angle Pigtailed Connector

Description	Wire Type	General Use Catalog Number	Assembled in USA Catalog Number
Clear right angle terminal with 6 inch leads #12 AWG THHN/THWN-2; Polycarbonate housing material	Solid	SNAP1RA	SNAP1RNA
	Stranded	SNAP2RA	SNAP2RNA

Note: For Assembled in USA products, must order connector with NA suffix.
 See page A-54 for technical information.

Many of these products are Assembled in USA, as indicated, and many are Buy American Compliant. Please contact Hubbell with any certification requirements.

Dimensions in Inches (mm)



Fed.Spec.

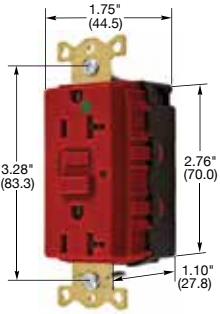
Meets UL
 Standard 943
 Class A GFCI



15A 125V
 NEMA 5-15R
 UL CSA
 0.5 HP



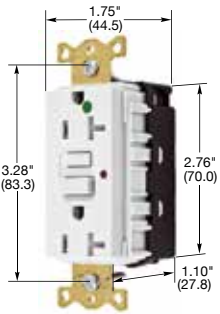
20A 125V
 NEMA 5-20R
 UL CSA
 1 HP



GFR8300SNAPRNA

SNAPConnect® GFCI LED Hospital Grade ●, Assembled in USA

Description	Rating	Color	Column 1	Column 2
Hospital Grade SNAPConnect GFCI LED, self-grounding staple, requires connector below, sold separately.	15 and 20A 125V AC	Black	GFR8200SNAPBKNA	GFR8300SNAPBKNA
		Brown	GFR8200SNAPNA	GFR8300SNAPNA
		Gray	GFR8200SNAPGYNA	GFR8300SNAPGYNA
		Ivory	GFR8200SNAPINA	GFR8300SNAPINA
		Light Almond	GFR8200SNAPLANA	GFR8300SNAPLANA
		Red	GFR8200SNAPRNA	GFR8300SNAPRNA
White	GFR8200SNAPWNA	GFR8300SNAPWNA		




GFTR8300SNAPWNA

SNAPConnect® GFCI LED Hospital Grade ●, Tamper and Weather Resistant, Assembled in USA



Description	Rating	Color	Column 1	Column 2
Hospital Grade SNAPConnect GFCI TR/WR, self-grounding staple, requires connector below, sold separately.	15 and 20A 125V AC	Black	GFTR8200SNAPBKNA	GFTR8300SNAPBKNA
		Brown	GFTR8200SNAPNA	GFTR8300SNAPNA
		Gray	GFTR8200SNAPGYNA	GFTR8300SNAPGYNA
		Ivory	GFTR8200SNAPINA	GFTR8300SNAPINA
		Light Almond	GFTR8200SNAPLANA	GFTR8300SNAPLANA
		Red	GFTR8200SNAPRNA	GFTR8300SNAPRNA
White	GFTR8200SNAPWNA	GFTR8300SNAPWNA		



SNAP8300USBW

SNAPConnect® USB Charger Hospital Grade ●, Duplex Receptacles




15A 125V
 NEMA 5-15R
 UL CSA
 0.5 HP



20A 125V
 NEMA 5-20R
 UL CSA
 1 HP



Description	Color	Column 1	Column 2
Hospital Grade SNAPConnect USB Charger, Tamper-Resistant Style Line® decorator duplex receptacle, two USB type 2.0 ports 3 Amp, 5 Volt DC, 15 or 20 Amp, 125 Volt AC.	Black	SNAP8200USBBK	SNAP8300USBBK
	Brown	SNAP8200USB	SNAP8300USB
	Gray	SNAP8200USBGY	SNAP8300USBGY
	Ivory	SNAP8200USBI	SNAP8300USBI
	Light Almond	SNAP8200USBLA	SNAP8300USBLA
	Red	SNAP8200USBR	SNAP8300USBR
	White	SNAP8200USBW	SNAP8300USBW



SNAP8262S

SNAPConnect® Surge Protection Hospital Grade ●, Tamper-Resistant Receptacle with Power Indicating LED



15A 125V
 NEMA 5-15R
 UL CSA
 0.5 HP



20A 125V
 NEMA 5-20R
 UL CSA
 1 HP



Description	Color	Column 1	Column 2
Hospital Grade SNAPConnect Surge suppression, Tamper-Resistant, smooth face, duplex receptacle.	Blue	SNAP8262S	SNAP8362S
	Gray	SNAP8262GYS	SNAP8362GYS
	Ivory	SNAP8262IS	SNAP8362IS
	Light Almond	SNAP8262LAS	SNAP8362LAS
	Red	SNAP8262RS	SNAP8362RS
	White	SNAP8262WS	SNAP8362WS



SNAP1RA

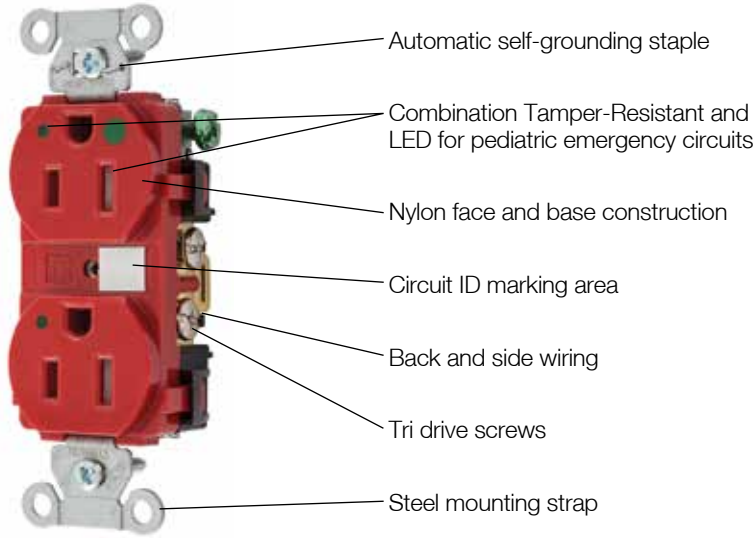
SNAPConnect® Right Angle Pigtailed Terminal

Description	Wire Type	General Use Catalog Number	Assembled in USA Catalog Number
Clear right angle terminal with 6 inch leads, 600V, #12 AWG THHN/THWN-2, Polycarbonate housing material.	Solid	SNAP1RA	SNAP1RNA
	Stranded	SNAP2RA	SNAP2RNA

Note: See page Tech-10 for Tamper-Resistant and Weather Resistant descriptions.
 See page M-19 for SNAPConnect® technical information.

Dimensions in Inches (mm)

Hubbell-PRO Features



8200REDLTR



Hubbell-PRO Heavy Duty Hospital Grade Receptacles



15A 125V
 NEMA 5-15R
 UL CSA
 0.5 HP



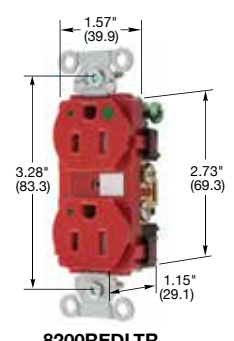
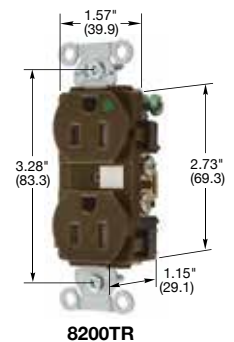

20A 125V
 NEMA 5-20R
 UL CSA
 1 HP

Duplex

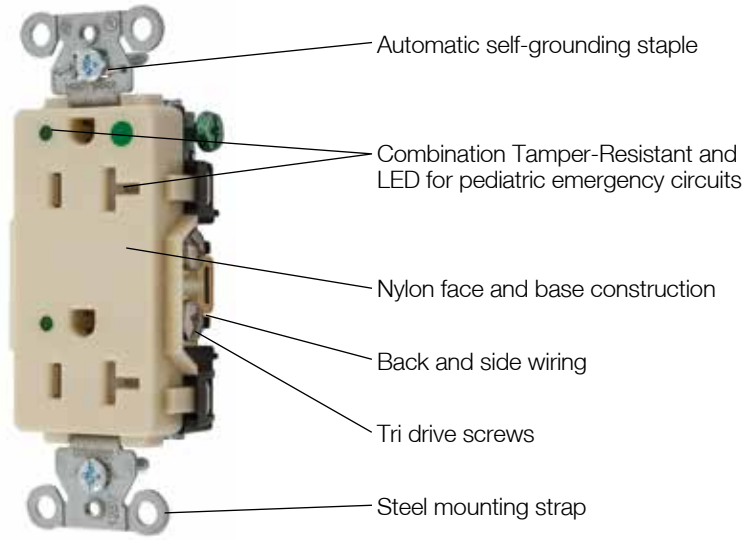
Description	Color	Catalog Number	
Hospital grade, smooth nylon face, back and side wired. Assembled in USA.	Black	8200BK	8300BK
	Brown	8200	8300
	Gray	8200GY	8300GY
	Ivory	8200IV	8300IV
	Light Almond	8200LA	8300LA
	Red	8200RED	8300RED
	White	8200WHI	8300WHI
Hospital grade, Tamper-Resistant, smooth nylon face, back and side wired. Assembled in USA.	Black	8200BKTR	8300BKTR
	Brown	8200TR	8300TR
	Gray	8200GYTR	8300GYTR
	Ivory	8200IVTR	8300IVTR
	Light Almond	8200LATR	8300LATR
	Red	8200REDTR	8300REDTR
	White	8200WTR	8300WTR
Hospital grade, with Power Indicating LED, smooth nylon face, back and side wired. Assembled in USA.	Black	8200BKL	8300BKL
	Brown	8200L	8300L
	Gray	8200GYL	8300GYL
	Ivory	8200IVL	8300IVL
	Light Almond	8200LAL	8300LALM
	Red	8200REDL	8300REDL
	White	8200WL	8300WL
Hospital grade, Tamper-Resistant, with Power Indicating LED, smooth nylon face, back and side wired. Assembled in USA.	Black	8200BKLTR	8300BKLTR
	Brown	8200LTR	8300LTR
	Gray	8200GYLTR	8300GYLTR
	Ivory	8200IVLTR	8300IVLTR
	Light Almond	8200LALTR	8300LALTR
	Red	8200REDLTR	8300REDLTR
	White	8200WLTR	8300WLTR

Note: See pages A-46 and A-47 for accessories.
 See page A-55 for technical information.
 See page Tech-10 for Tamper-Resistant and LED Power Indicators description.
 See section N for wallplates.


The products listed on this page are Assembled in USA, and many are Buy American Compliant. Please contact Hubbell with any certification requirements.



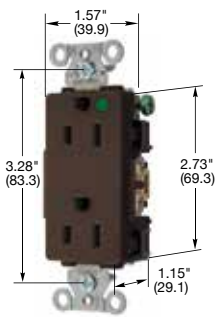
Dimensions in Inches (mm)




2182IVLTR



2172LATR



2172L

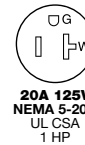


2182IVLTR

Dimensions in Inches (mm)

Hubbell-PRO Heavy Duty Hospital Grade ● Receptacles

Style Line® Decorator



Description	Color	Catalog Number	
Hospital grade, Style Line® decorator, flush, nylon face, back and side wired. Assembled in USA.	Black	2172BK	2182BK
	Brown	2172	2182
	Gray	2172GY	2182GY
	Ivory	2172IV	2182IV
	Light Almond	2172LA	2182LA
	Red	2172RED	2182RED
	White	2172W	2182W
Hospital grade, Tamper-Resistant, Style Line® decorator, flush, nylon face, back and side wired. Assembled in USA.	Black	2172BKTR	2182BKTR
	Brown	2172TR	2182TR
	Gray	2172GYTR	2182GYTR
	Ivory	2172IVTR	2182IVTR
	Light Almond	2172LATR	2182LATR
	Red	2172REDTR	2182REDTR
	White	2172WTR	2182WTR
Hospital grade, with Power Indicating LED, Style Line® decorator, flush, nylon face, back and side wired. Assembled in USA.	Black	2172BKL	2182BKL
	Brown	2172L	2182L
	Gray	2172GYL	2182GYL
	Ivory	2172IVL	2182IVL
	Light Almond	2172LAL	2182LAL
	Red	2172REDL	2182REDL
	White	2172WL	2182WL
Hospital grade, Tamper-Resistant, with Power Indicating LED, Style Line® decorator, flush, nylon face, back and side wired. Assembled in USA.	Black	2172BKLTR	2182BKLTR
	Brown	2172LTR	2182LTR
	Gray	2172GYLTR	2182GYLTR
	Ivory	2172IVLTR	2182IVLTR
	Light Almond	2172LALTR	2182LALTR
	Red	2172REDLTR	2182REDLTR
	White	2172WLTR	2182WLTR

Note: See pages A-46 and A-47 for accessories.
 See page A-55 for technical information.
 See page Tech-10 for Tamper-Resistant and LED Power Indicators description.
 See section N for wallplates.

The products listed on this page are Assembled in USA, and many are Buy American Compliant. Please contact Hubbell with any certification requirements.



USB Charger Tamper-Resistant Hospital Grade Receptacles




15A 125V
NEMA 5-15R
UL CSA
0.5 HP



20A 125V
NEMA 5-20R
UL CSA
1 HP



Description	Color	Catalog Number	
USB Charger Tamper-Resistant receptacle, Two USB Type 2.0 ports 3 Amp, 5 Volt DC, 15 or 20 Amp, 125 Volt AC decorator duplex	Black	USB8200BK	USB8300BK
	Brown	USB8200	USB8300
	Gray	USB8200GY	USB8300GY
	Ivory	USB8200I	USB8300I
	Light Almond	USB8200LA	USB8300LA
	Red	USB8200R	USB8300R
	White	USB8200W	USB8300W



USB8300W

Note: See page A-18 for additional information on standard USB charger.
 See page A-56 for technical information.
 See page Tech-10 for Tamper-Resistant description.

HBL® Extra Heavy Duty Hospital Grade Single Receptacles

IP20
SUITABILITY

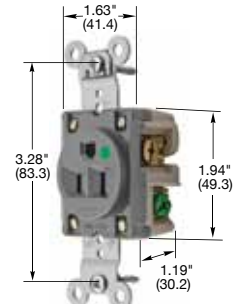


15A 125V
NEMA 5-15R
UL CSA
0.5 HP



20A 125V
NEMA 5-20R
UL CSA
1 HP

Description	Color	Catalog Number	
Flush, nylon face, back and side wired, Fed. Spec. verified.	Almond	-	HBL8310AL
	Brown	HBL8210	HBL8310
	Gray	HBL8210GY	HBL8310GY
	Ivory	HBL8210I	HBL8310I
	Red	HBL8210R	HBL8310R
	White	HBL8210W	HBL8310W
Panel mount on 1.94 in. (49.2) centers.	Brown	HBL8284	-
	Ivory	HBL8284I	HBL8384I
Isolated ground ^A .	Orange	IG8210	IG8310



HBL8210GY

Note: ^ASee section M for additional information on isolated ground devices.

4-PLEX® Hospital Grade Receptacles




15A 125V
NEMA 5-15R
UL CSA
0.5 HP



20A 125V
NEMA 5-20R
UL CSA
1 HP

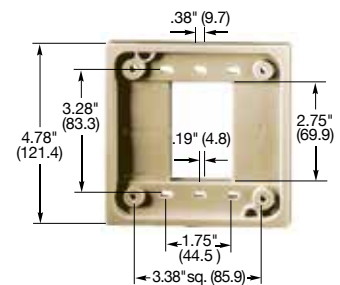
Description	Color	Catalog Number	
4 outlet high impact resistant Polycarbonate construction. Mount to 4 in. square box.	Brown	HBL415H	HBL420H
	Gray	-	HBL420HGY
	Ivory	HBL415HI	HBL420HI
	Red	HBL415HR	HBL420HR
	White	HBL415HW	HBL420HW



HBL415HI

4-PLEX® Accessories

Description	Color	Catalog Number	
4-PLEX adapter plates for 1- and 2-gang, device boxes.	Brown	HBL4AP	HBL4AP
	Gray	HBL4APGY	HBL4APGY
	Ivory	HBL4API	HBL4API
	Red	HBL4APR	HBL4APR
	White	HBL4APW	HBL4APW



HBL4API

Note: See page A-23 for additional information on 4-PLEX devices.
 See page A-60 for technical information.
 4-PLEX devices are not Fed. Spec. Listed.

Dimensions in Inches (mm)

IP20
SUITABILITY

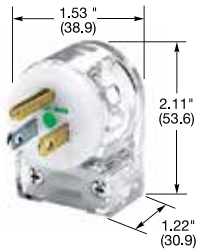


HBL8215C

Hospital Grade ● Plugs

Insulgrip®

Description	Cord Diameter	Catalog Number	
Black and white nylon.	.230"-.720" (5.8-18.3)	HBL8215C	HBL8315C
Transparent housing.	.230"-.720" (5.8-18.3)	HBL8215CT	HBL8315CT
8 position angle plug, transparent housing.	.250"-.655" (6.4-16.6)	HBL8215CAT*	HBL8315CAT*



HBL8215CAT

Valise®

Description	Cord Diameter	Catalog Number	
White nylon.	.300"-.660" (7.6-16.8)	HBL8115V	HBL8364V
Insulation displacement, white nylon.	.300"-.360" (7.6-9.1)	HBL8013V*	-

Note: *Not Fed. Spec. Listed.
 See page A-47 for accessories.



HBL8115V

IP20
SUITABILITY



Hospital Grade ● Connector Bodies

Insulgrip®

Description	Cord Diameter	Catalog Number	
Black and white nylon.	.230"-.720" (5.8-18.3)	HBL8219C	HBL8319C
Transparent housing.	.230"-.720" (5.8-18.3)	HBL8219CT	HBL8319CT


Valise®

Description	Cord Diameter	Catalog Number	
White nylon.	.300"-.660" (7.6-16.8)	HBL8119V	-

Note: See page A-47 for accessories.



HBL8219C



HBL8219CT



HBL8119V

Dimensions in Inches (mm)

IP20
SUITABILITY



15A 250V
NEMA 6-15P
UL CSA
1.5 HP




20A 250V
NEMA 6-20P
UL CSA
2 HP

Hospital Grade ● Plugs

Valise®

Description	Cord Diameter	Catalog Number	
Valise plug, white nylon.	.300"-.660" (7.6-16.8)	HBL8666V	HBL8464V

Note: HP ratings listed above are based on 208 to 240V AC only.



HBL8666V

Hospital Grade ● Receptacles

HBL® Extra Heavy Duty, Duplex

Description	Color	Catalog Number	
Flush, thermoplastic polyester face, back and side wired.	Brown Ivory	HBL8600 HBL8600I	HBL8400 HBL8400I


Note: See page A-46 for accessories.
 See section N for wallplates.



15A 250V
NEMA 6-15R
UL CSA
1.5 HP



20A 250V
NEMA 6-20R
UL CSA
2 HP



HBL8600I

Hospital Grade ● Connector Bodies

Valise®

Description	Cord Diameter	Catalog Number	
White nylon.	.300"-.660" (7.6-16.8)	-	HBL8469V



15A 250V
NEMA 6-15R
UL CSA
1.5 HP



20A 250V
NEMA 6-20R
UL CSA
2 HP



HBL8469V

Dimensions in Inches (mm)

Straight Blade Devices HBL® Extra Heavy Duty Industrial Series

Features and Benefits



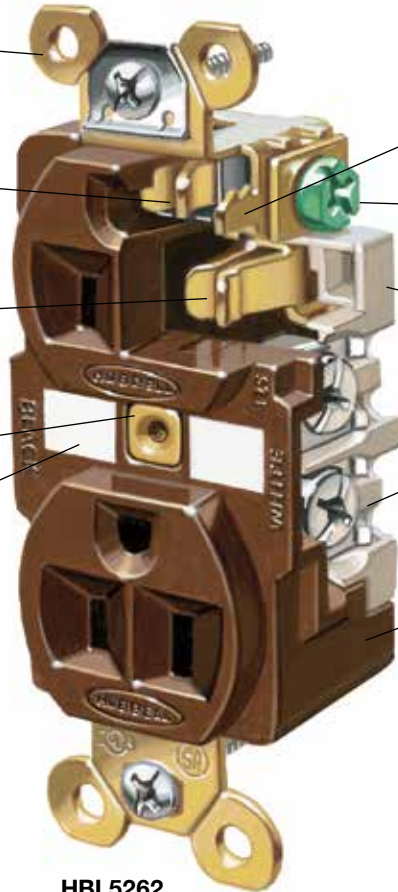
One-piece brass integral ground strap for low resistance of fault currents

Ground retention clips for longer, more consistent contact pressure

Exclusive bypass contact design results in greater contact force and reduced heat buildup

Square head, 10-thread brass center rivet won't rotate, reduces stripping and resists corrosion

I.D. marking surface provides quick, sure circuit identification



HBL5262

Barbed assembly arms reduce possibility of face/base separation

Back wired ground terminal allows faster, easier installation

RTP base offers greater heat resistance, plus contact stability

External bundling terminals contain wire strands and are designed for quick inspection

Deep nylon body design delivers increased impact resistance

Quality in Design

Hubbell's commitment to quality continually reinforces a philosophy of unrivaled performance. No Hubbell device exemplifies this philosophy more than the HBL5262. While all Hubbell receptacles are designed and manufactured to withstand even the harshest environments, none match the total performance of the HBL5262.

Whether in a factory, office building, school, hotel or shopping center, the Hubbell HBL5262 is the receptacle of choice when people are depending on the safety and reliability of a receptacle.



One piece, all brass, mounting strap with integral ground contacts. The safest, most reliable design for a low resistance flow of fault currents. Oversized "bell" shaped ground contacts, along with nickel plated steel retaining shields, help minimize damage to the grounding system during abrupt pullout. Barbed brass locking arms keep the face locked in place to diminish potential for face/base separation. Back wired ground terminal reduces installation time and increases convenience.



The patented "bypass" contact design incorporates high-conductivity materials with superior spring characteristics for increased contact force and secure connections. Improved contact performance reduces heat buildup and ensures a reliable, uninterrupted flow of power.



Reinforced thermoplastic base provides superior thermal, electrical and mechanical properties. By providing contact stability, this high tech material will reduce heat buildup, giving you long lasting performance.



External wiring clamps feature large head brass screws (#10) for superior torque values. Visible brass terminal screws and clamps, with a unique strand containment feature, ensure 100% clamping of wire strands, reducing heat build up.



15A 125V
 NEMA 5-15R
 UL CSA
 0.5 HP

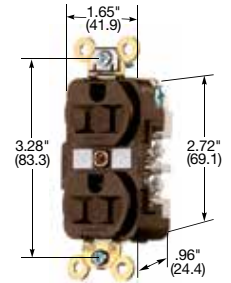


20A 125V
 NEMA 5-20R
 UL CSA
 1 HP

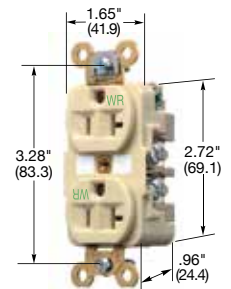
HBL® Extra Heavy Duty, Specification Grade, Receptacles

Duplex

Description	Color	Catalog Number	
Flush, nylon face, back and side wired.	Black	HBL5262BK	HBL5362BK
	Blue	-	HBL5362BL
	Brown	HBL5262	HBL5362
	Gray	HBL5262GY	HBL5362GY
	Ivory	HBL5262I	HBL5362I
	Red	HBL5262R	HBL5362R
Isolated ground ^A .	White	HBL5262W	HBL5362W
	Gray	IG5262GY	IG5362GY
	Ivory	IG5262I	IG5362I
	Orange	IG5262	IG5362
	Red	IG5262R	IG5362R
Non-isolated ground, bulk pack of 100.	White	-	IG5362W
	Orange	-	HBL5362M4
Weather Resistant, flush, nylon face, back and side wired.	Black	HBL5262BKWR	HBL5362BKWR
	Brown	HBL5262WR	HBL5362WR
	Gray	HBL5262GYWR	HBL5362GYWR
	Ivory	HBL5262IWR	HBL5362IWR
	Red	HBL5262RWR	HBL5362RWR
	White	HBL5262WWR	HBL5362WWR
Corrosion resistant.	Ivory	HBL52CM62I	-
	Yellow	HBL52CM62	HBL53CM62
Weather Resistant, Isolated ground ^A .	Gray	IG5262GYWR	IG5362GYWR
	Ivory	IG5262IWR	IG5362IWR
	Orange	IG5262WR	IG5362WR
	Red	IG5262RWR	IG5362RWR
	White	-	IG5362WWR
On 4 in. (101.6) round cover.	Brown	HBL5282	-



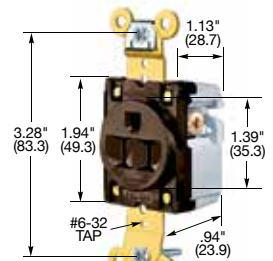
HBL5262



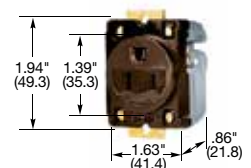
HBL5362IWR

Single

Description	Color	Catalog Number	
Flush, nylon face, back and side wired.	Black	HBL5261BK	HBL5361BK
	Brown	HBL5261	HBL5361
	Gray	-	HBL5361GRY
	Ivory	HBL5261I	HBL5361I
	White	-	HBL5361W
Isolated ground ^A .	Orange	IG5261	IG5361
Weather Resistant, Isolated ground ^A .	Orange	IG5261WR	IG5361WR
Ring terminal connection.	Brown	HBL5261RT	HBL5361RT
	White	HBL5261WRT	-
	Yellow	HBL5261YRT	-
Weather Resistant, flush, nylon face, back and side wired.	Brown	HBL5261WR	HBL5361WR
	Gray	-	HBL5361GRYWR
	Ivory	HBL5261IWR	HBL5361IWR
Corrosion resistant.	Yellow	HBL52CM61	HBL53CM61
Panel mount on 1.94 in. (49.3) centers.	Brown	HBL5284	HBL5357



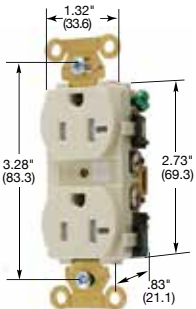
HBL5261



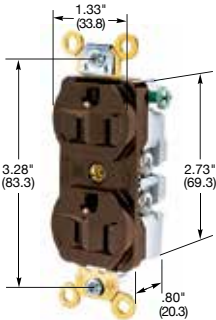
HBL5284

Note: ^ASee section M for additional information on isolated ground devices.
 See pages A-46 and A-47 for accessories.
 See page Tech-10 for Weather Resistant descriptions.
 See section N for wallplates.

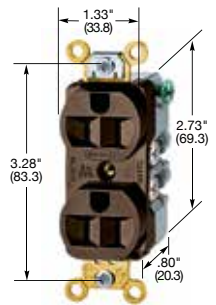
Dimensions in Inches (mm)



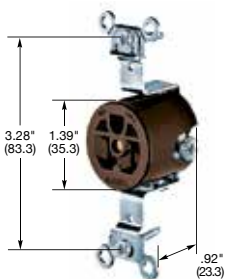
HBL53621TR



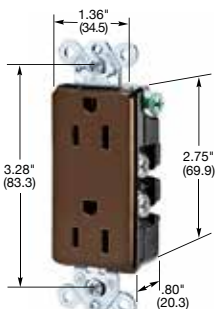
HBL5252



HBL5242



HBL5251



HBL2152

Dimensions in Inches (mm)

HBL® Extra Heavy Duty Tamper-Resistant Receptacles



Duplex

Description	Color	Catalog Number	
Flush, nylon face, back and side wired.	Black	HBL5262BKTR	HBL5362BKTR
	Blue	HBL5262BLTR	HBL5362BLTR
	Brown	HBL5262TR	HBL5362TR
	Gray	HBL5262GYTR	HBL5362GYTR
	Ivory	HBL5262ITR	HBL5362ITR
	Light Almond	HBL5262LATR	HBL5362LATR
	Red	HBL5262RTR	HBL5362RTR
	White	HBL5262WTR	HBL5362WTR

HBL® Extra Heavy Duty Compact Receptacles

Duplex

Description	Color	Catalog Number	
Flush, nylon face, back and side wired.	Black	HBL5252BK	HBL5352BK
	Blue	-	HBL5352BL
	Brown	HBL5252	HBL5352
	Gray	HBL5252GY	HBL5352GY
	Ivory	HBL5252I	HBL5352I
	Red	HBL5252R	HBL5352R
	White	HBL5252W	HBL5352W
On a 4 in. (101.6) round cover.	Brown	HBL5253	-

Duplex

Description	Color	Catalog Number	
Flush, nylon face, side wired only.	Brown	HBL5242	HBL5342
	Gray	HBL5242GY	HBL5342GY
	Ivory	HBL5242I	HBL5342I
	White	HBL5242W	HBL5342W
Ring terminal connection.	Brown	HBL5242RT	HBL5342RT

Single

Description	Color	Catalog Number	
Flush, side wired only.	Brown	HBL5251	-
	Ivory	HBL5251I	-
Panel mount 1.75 in. (44.5) centers.	Brown	HBL5258	HBL5358
	Ivory	HBL5258I	-

Style Line® Decorator*

Description	Color	Catalog Number	
Flush, nylon face, back and side wired.	Almond	HBL2152AL	HBL2162AL
	Black	HBL2152BK	HBL2162BK
	Brown	HBL2152	HBL2162
	Gray	HBL2152GY	HBL2162GY
	Ivory	HBL2152I	HBL2162I
	Office White	HBL2152OW	HBL2162OW
	White	HBL2152WA	HBL2162WA
Isolated ground ^A .	Gray	-	IG2162GY
	Orange	IG2152	IG2162

Note: ^ASee section M for additional information on isolated ground devices.

*Style Line Duplex devices are not Fed. Spec. Listed.

See page A-46 for accessories.

See section N for wallplates.



15A 125V
 NEMA 5-15R
 UL CSA
 0.5 HP




20A 125V
 NEMA 5-20R
 UL CSA
 1 HP

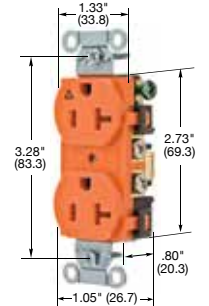
Hubbell-PRO Heavy Duty Specification Grade Receptacles

Duplex

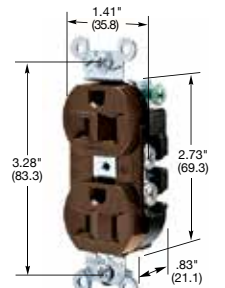
Description	Color	Catalog Number	
Smooth nylon face, duplex, back and side wired.	Almond	5252AAL	5352AAL
	Black	5252ABLK	5352ABLK
	Brown	5252AB	5352AB
	Gray	5252AG	5352AG
	Ivory	5252AI	5352AI
	Light Almond	5252ALA	5352ALA
	Office White	5252AOW	5352AOW
	Red	5252AR	5352AR
	White	5252AW	5352AW
Isolated ground ^A , smooth face, duplex, back and side wired.	Almond	IG5252AL	IG5352AL
	Gray	IG5252GY	IG5352GY
	Ivory	IG5252I	IG5352I
	Light Almond	IG5252LA	IG5352LA
	Orange	IG5252	IG5352
	White	IG5252W	IG5352W
Isolated ground ^A , Tamper-Resistant, smooth face, duplex, back and side wired.	Ivory	IG5252ITR	IG5352ITR
	Orange	IG5252TR	IG5352TR
	White	IG5252WTR	IG5352WTR
Finder groove nylon face, duplex, back and side wired.	Almond	5262AL	5362AL
	Black	5262BLK	5362BLK
	Blue	-	5362BL
	Brown	5262B	5362B
	Gray	5262G	5362G
	Ivory	5262I	5362I
	Light Almond	5262LA	5362LA
	Office White	5262OW	5362OW
	Red	5262R	5362R
	White	5262W	5362W
Weather Resistant, finder groove nylon face, duplex, back and side wired.	Black	5262BKWR	5362BKWR
	Brown	5262WR	5362WR
	Gray	5262GYWR	5362GYWR
	Ivory	5262IWR	5362IWR
	White	5262WWR	5362WWR
Isolated ground ^A , finder groove face, duplex, back and side wired.	Black	CR5252IGBK	CR5352IGBK
	Blue	-	CR5352IGBL
	Gray	CR5252IGGY	CR5352IGGY
	Ivory	CR5252IGI	CR5352IGI
	Orange	CR5252IG	CR5352IG
	Office White	CR5252IGOW	CR5352IGOW
White	CR5252IGW	CR5352IGW	



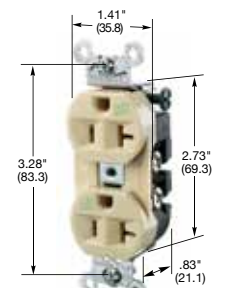
5252AI



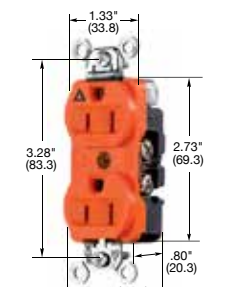
IG5352



5262B



5362IWR



CR5252IG

Dimensions in Inches (mm)

Note: ^ASee section M for additional information on isolated ground devices.
 See page A-46 for accessories.
 See page A-57 for technical information.
 See page Tech-10 for Tamper and Weather Resistant descriptions.
 Horsepower ratings listed above are AC only.
 See section N for wallplates.

Straight Blade Devices Extra Heavy Duty SNAPConnect® Receptacles

Features and Benefits



No Special Tester Required

.085 inch keyhole accepts the probe points found on the most common voltage testers and digital multi-meters



Installation ease
• Self-grounding clip

Requires minimal box space
• Compact size
• Clean finished look

Audible SNAP, indicates solid connection
• Secure, easy grip latch

Inspection of power contacts
• Clear terminal housing
• No exposed metal

SNAP1RA

SNAP5362IA

Many of these products are Assembled in USA, as indicated, and many are Buy American Compliant. Please contact Hubbell with any certification requirements.

Labor Savings Feature!



Save one Minute!

Rough-in the SNAPConnect® terminal instead of pigtails.



Save Over Three Minutes!

Remove protective packaging and SNAPConnect® device to the circuit.



Complete Trim-Out in Less Than One Minute!

Secure mounting screws, attach wallplate, job complete.

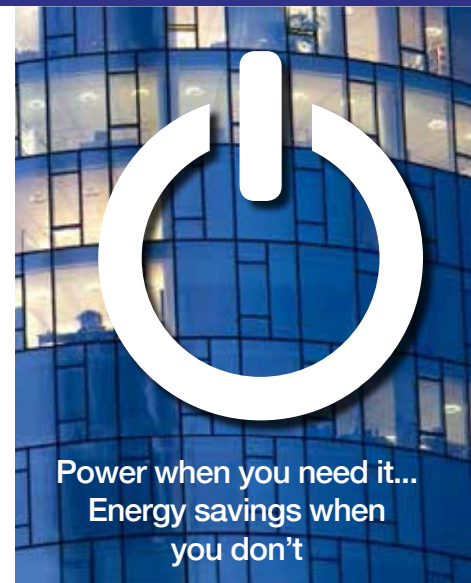
Straight Blade Devices
15 and 20 Ampere, 125 Volts
 2 Pole, 3 Wire Grounding



Hubbell now offers duplex receptacles that have been permanently marked for use in controlled applications. Available in both conventionally wired, and SNAPConnect®, standard and decorator style, these receptacles are embossed with the universally recognized I/O power symbol, and the word “CONTROLLED”. These markings clearly identify which convenience outlets are connected to an energy management system that completely turns OFF power to those receptacles when the workspace is vacant.





- ⏻ Permanent power symbol remains clearly visible after installation
- ⏻ Control both outlets per device for 100% controlled applications or just one outlet for 50% controlled applications
- ⏻ Ideal for commercial buildings, retail, schools, hotel rooms
- ⏻ Part of the Hubbell Load:Logic™ Plug Control system




SNAPConnect® Permanently Marked Receptacles

Duplex		One Controlled Face Split Circuit Hot Tab		Two Controlled Faces	
Description	Color	15 Amp	20 Amp	15 Amp	20 Amp
SNAPConnect® standard duplex, permanently marked for use with automatic plugload controls	Black	SNAP5262C1BK	SNAP5362C1BK	SNAP5262C2BK	SNAP5362C2BK
	Blue	SNAP5262C1BL	SNAP5362C1BL	SNAP5262C2BL	SNAP5362C2BL
	Brown	SNAP5262C1	SNAP5362C1	SNAP5262C2	SNAP5362C2
	Gray	SNAP5262C1GY	SNAP5362C1GY	SNAP5262C2GY	SNAP5362C2GY
	Green	SNAP5262C1GN	SNAP5362C1GN	SNAP5262C2GN	SNAP5362C2GN
	Ivory	SNAP5262C1I	SNAP5362C1I	SNAP5262C2I	SNAP5362C2I
	Light Almond	SNAP5262C1LA	SNAP5362C1LA	SNAP5262C2LA	SNAP5362C2LA
	Red	SNAP5262C1R	SNAP5362C1R	SNAP5262C2R	SNAP5362C2R
	White	SNAP5262C1W	SNAP5362C1W	SNAP5262C2W	SNAP5362C2W
	SNAPConnect® Style Line® decorator duplex, permanently marked for use with automatic plugload controls	Black	SNAP2152C1BK	SNAP2162C1BK	SNAP2152C2BK
Blue		SNAP2152C1BL	SNAP2162C1BL	SNAP2152C2BL	SNAP2162C2BL
Brown		SNAP2152C1	SNAP2162C1	SNAP2152C2	SNAP2162C2
Gray		SNAP2152C1GY	SNAP2162C1GY	SNAP2152C2GY	SNAP2162C2GY
Green		SNAP2152C1GN	SNAP2162C1GN	SNAP2152C2GN	SNAP2162C2GN
Ivory		SNAP2152C1I	SNAP2162C1I	SNAP2152C2I	SNAP2162C2I
Light Almond		SNAP2152C1LA	SNAP2162C1LA	SNAP2152C2LA	SNAP2162C2LA
Red		SNAP2152C1R	SNAP2162C1R	SNAP2152C2R	SNAP2162C2R
White		SNAP2152C1W	SNAP2162C1W	SNAP2152C2W	SNAP2162C2W



SNAPConnect® Right Angle Pigtailed Connector


Description	Solid Wire	Stranded Wire
Clear right angle terminal with 6 inch leads, 600V, #12 AWG THHN/THWN-2; Polycarbonate housing material	SNAP1RA	SNAP2RA




Permanent Controlled Receptacle Label

Description	Catalog Number
For use in retrofit applications where indication of a controlled receptacle is required. This label is UL approved for marking and labeling. 60 labels of each per pack	CL60

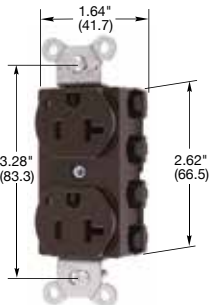
Dimensions in Inches (mm)




SNAP5362IA



SNAP5362LATR



SNAP5362L



SNAP5362GYLTR



SNAP1RA

Dimensions in Inches (mm)

Extra Heavy Duty **SNAPConnect® Receptacles**



Duplex

Description	Color	Catalog Number	
Specification grade, finder groove, nylon face, modular receptacle which requires pigtailed connector below. Assembled in USA*.	Black	SNAP5262BKA*	SNAP5362BKA*
	Brown	SNAP5262A*	SNAP5362A*
	Gray	SNAP5262GYA*	SNAP5362GYA*
	Ivory	SNAP5262IA*	SNAP5362IA*
	Light Almond	SNAP5262LAA*	SNAP5362LAA*
	Red	SNAP5262RA*	SNAP5362RA*
	White	SNAP5262WA*	SNAP5362WA*
Specification grade, Tamper-Resistant, smooth nylon face, modular receptacle which requires pigtailed connector below. Assembled in USA.	Black	SNAP5262BKTR	SNAP5362BKTR
	Blue	SNAP5262BLTR	SNAP5362BLTR
	Brown	SNAP5262TR	SNAP5362TR
	Gray	SNAP5262GYTR	SNAP5362GYTR
	Ivory	SNAP5262ITR	SNAP5362ITR
	Light Almond	SNAP5262LATR	SNAP5362LATR
	Red	SNAP5262RTR	SNAP5362RTR
	White	SNAP5262WTR	SNAP5362WTR
Isolated ground ^A , Specification grade, Tamper-Resistant.	Orange	SNAP5262IGTR	SNAP5362IGTR
Specification grade, with Power Indicating LED, smooth nylon face, modular receptacle which requires pigtailed connector below. Assembled in USA.	Black	SNAP5262BKL	SNAP5362BKL
	Blue	SNAP5262BLL	SNAP5362BLL
	Brown	SNAP5262L	SNAP5362L
	Gray	SNAP5262GYL	SNAP5362GYL
	Ivory	SNAP5262IL	SNAP5362IL
	Light Almond	SNAP5262LAL	SNAP5362LAL
	Red	SNAP5262RL	SNAP5362RL
	White	SNAP5262WL	SNAP5362WL
Isolated ground ^A , Specification grade, with Power Indicating LED.	Orange	SNAP5262IGL	SNAP5362IGL
Specification grade, Tamper-Resistant, with Power Indicating LED, smooth nylon face, modular receptacle which requires pigtailed connector below. Assembled in USA.	Black	SNAP5262BKLTR	SNAP5362BKLTR
	Blue	SNAP5262BLLTR	SNAP5362BLLTR
	Brown	SNAP5262LTR	SNAP5362LTR
	Gray	SNAP5262GYLTR	SNAP5362GYLTR
	Ivory	SNAP5262ILTR	SNAP5362ILTR
	Light Almond	SNAP5262LALTR	SNAP5362LALTR
	Red	SNAP5262RLTR	SNAP5362RLTR
	White	SNAP5262WLTR	SNAP5362WLTR
Isolated ground ^A , Specification grade, TR with Power Indicating LED.	Orange	SNAP5262IGLTR	SNAP5362IGLTR

Note: ^ASee section M additional information on isolated ground devices.
 See page Tech-10 for Tamper-Resistant and LED Power Indicators description.
 See pages A-46 and A-47 for accessories.
 See page A-54 for technical information.
 See section N for wallplates.
 Consult factory for available Split-Circuit capable SNAPConnect® devices.

SNAPConnect® Right Angle Pigtailed Connector

Description	Wire Type	General Use Catalog Number	Assembled in USA Catalog Number
Clear right angle terminal with 6 inch leads #12 AWG THHN/THWN-2; Polycarbonate housing material	Solid	SNAP1RA	SNAP1RNA
	Stranded	SNAP2RA	SNAP2RNA

Note: For Assembled in USA products, must order connector with NA suffix.
 See page A-54 for technical information.

Many of these products are Assembled in USA, as indicated, and many are Buy American Compliant. Please contact Hubbell with any certification requirements.



15A 125V
 NEMA 5-15R
 UL CSA
 0.5 HP

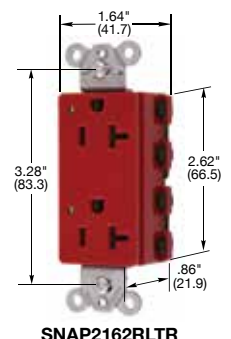
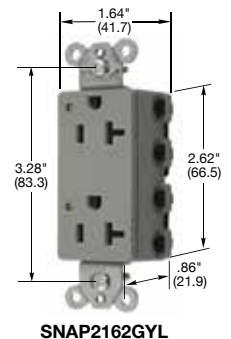

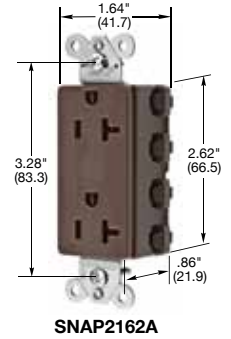


20A 125V
 NEMA 5-20R
 UL CSA
 1 HP

Extra Heavy Duty SNAPConnect® Receptacles

Style Line® Decorator

Description	Color	Catalog Number	Catalog Number	
Specification grade, Style Line® decorator, flush, nylon face, modular receptacle which requires pigtailed connector below. Assembled in USA*.	Black	SNAP2152BKA*	SNAP2162BKA*	
	Brown	SNAP2152A*	SNAP2162A*	
	Gray	SNAP2152GYA*	SNAP2162GYA*	
	Ivory	SNAP2152IA*	SNAP2162IA*	
	Light Almond	SNAP2152LAA*	SNAP2162LAA*	
	Red	SNAP2152RA*	SNAP2162RA*	
* For Assembled in USA receptacles, add suffix NA. Ex: SNAP2152BKANA.	White	SNAP2152WA*	SNAP2162WA*	
	Specification grade, Tamper-Resistant, Style Line® decorator, flush, nylon face, modular receptacle which requires pigtailed connector below. Assembled in USA.	Black	SNAP2152BKTR	SNAP2162BKTR
		Blue	SNAP2152BLTR	SNAP2162BLTR
		Brown	SNAP2152TR	SNAP2162TR
		Gray	SNAP2152GYTR	SNAP2162GYTR
		Ivory	SNAP2152ITR	SNAP2162ITR
Light Almond		SNAP2152LATR	SNAP2162LATR	
Isolated ground ^A , Specification grade, Tamper-Resistant.	Red	SNAP2152RTR	SNAP2162RTR	
	White	SNAP2152WTR	SNAP2162WTR	
	Specification grade, with Power Indicating LED, Style Line® decorator, flush, nylon face, modular receptacle which requires pigtailed connector below. Assembled in USA.	Orange	SNAP2152IGTR	SNAP2162IGTR
		Black	SNAP2152BKL	SNAP2162BKL
		Blue	SNAP2152BLL	SNAP2162BLL
		Brown	SNAP2152L	SNAP2162L
Gray		SNAP2152GYL	SNAP2162GYL	
Ivory		SNAP2152IL	SNAP2162IL	
Isolated ground ^A , Specification grade, with Power Indicating LED.	Light Almond	SNAP2152LAL	SNAP2162LAL	
	Red	SNAP2152RL	SNAP2162RL	
	White	SNAP2152WL	SNAP2162WL	
	Specification grade, Tamper-Resistant, with Power Indicating LED, Style Line® decorator, flush, nylon face, modular receptacle which requires pigtailed connector below. Assembled in USA.	Orange	SNAP2152IGL	SNAP2162IGL
		Black	SNAP2152BKLTR	SNAP2162BKLTR
		Blue	SNAP2152BLLTR	SNAP2162BLLTR
Brown		SNAP2152LTR	SNAP2162LTR	
Gray		SNAP2152GYLTR	SNAP2162GYLTR	
Ivory		SNAP2152ILTR	SNAP2162ILTR	
Isolated ground ^A , Specification grade, TR with Power Indicating LED.	Light Almond	SNAP2152LALTR	SNAP2162LALTR	
	Red	SNAP2152RLTR	SNAP2162RLTR	
	White	SNAP2152WLTR	SNAP2162WLTR	




Note: ^ASee section M additional information on isolated ground devices.
 See page Tech-10 for Tamper-Resistant and LED Power Indicators description.
 See pages A-46 and A-47 for accessories.
 See page A-54 for technical information.
 See section N for wallplates.
 Consult factory for available Split-Circuit capable SNAPConnect® devices.

SNAPConnect® Right Angle Pigtailed Connector

Description	Wire Type	General Use Catalog Number	Assembled in USA Catalog Number
Clear right angle terminal with 6 inch leads #12 AWG THHN/THWN-2; Polycarbonate housing material	Solid	SNAP1RA	SNAP1RNA
	Stranded	SNAP2RA	SNAP2RNA

Note: For Assembled in USA products, must order connector with NA suffix. See page A-54 for technical information.



Many of these products are Assembled in USA, as indicated, and many are Buy American Compliant. Please contact Hubbell with any certification requirements.

Dimensions in Inches (mm)



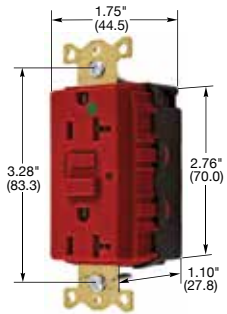
Meets UL
 Standard 943
 Class A GFCI



15A 125V
 NEMA 5-15R
 UL CSA
 0.5 HP



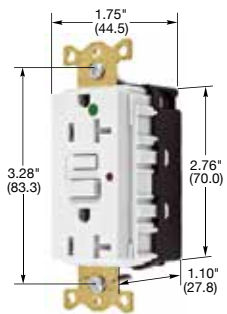
20A 125V
 NEMA 5-20R
 UL CSA
 1 HP



GFR8300SNAPRNA

**SNAPConnect® GFCI LED,
 Assembled in USA**

Description	Rating	Color	Catalog Number	
SNAPConnect GFCI LED, self-grounding staple, requires connector below, sold separately.	15 and 20A 125V AC	Black	GFR15SNAPBKNA	GFR20SNAPBKNA
		Brown	GFR15SNAPNA	GFR20SNAPNA
		Gray	GFR15SNAPGYNA	GFR20SNAPGYNA
		Ivory	GFR15SNAPINA	GFR20SNAPINA
		Light Almond	GFR15SNAPLANA	GFR20SNAPLANA
		Red	GFR15SNAPRNA	GFR20SNAPRNA
White	GFR15SNAPWNA	GFR20SNAPWNA		




GFTR8300SNAPWNA

**SNAPConnect® GFCI LED,
 Tamper and Weather Resistant, Assembled in USA**



Description	Rating	Color	Catalog Number	
SNAPConnect GFCI TR/WR, self-grounding staple, requires connector below, sold separately.	15 and 20A 125V AC	Black	GFTR15SNAPBKNA	GFTR20SNAPBKNA
		Brown	GFTR15SNAPNA	GFTR20SNAPNA
		Gray	GFTR15SNAPGYNA	GFTR20SNAPGYNA
		Ivory	GFTR15SNAPINA	GFTR20SNAPINA
		Light Almond	GFTR15SNAPLANA	GFTR20SNAPLANA
		Red	GFTR15SNAPRNA	GFTR20SNAPRNA
White	GFTR15SNAPWNA	GFTR20SNAPWNA		



SNAP15USBW

**SNAPConnect® USB Charger,
 Duplex Receptacles**




15A 125V
 NEMA 5-15R
 UL CSA
 0.5 HP



20A 125V
 NEMA 5-20R
 UL CSA
 1 HP



Description	Color	Catalog Number	
SNAPConnect USB Charger, Tamper-Resistant Style Line® decorator duplex receptacle, two USB type 2.0 ports 3 Amp, 5 Volt DC, 15 or 20 Amp, 125 Volt AC.	Black	SNAP15USBBK	SNAP20USBBK
	Brown	SNAP15USB	SNAP20USB
	Gray	SNAP15USBGY	SNAP20USBGY
	Ivory	SNAP15USB	SNAP20USB
	Light Almond	SNAP15USBLA	SNAP20USBLA
	White	SNAP15USBW	SNAP20USBW



SNAP5262S

**SNAPConnect® Surge Protection,
 Tamper-Resistant Receptacle
 with Power Indicating LED**




Description	Color	Catalog Number	
SNAPConnect Surge suppression, Tamper-Resistant, smooth face, duplex receptacle.	Blue	SNAP5262S	SNAP5362S
	Gray	SNAP5262GYS	SNAP5362GYS
	Ivory	SNAP5262IS	SNAP5362IS
	Light Almond	SNAP5262LAS	SNAP5362LAS
	White	SNAP5262WS	SNAP5362WS



15A 125V
 NEMA 5-15R
 UL CSA
 0.5 HP



20A 125V
 NEMA 5-20R
 UL CSA
 1 HP



SNAP1RA

SNAPConnect® Right Angle Pigtailed Terminal

Description	Wire Type	General Use Catalog Number	Assembled in USA Catalog Number
Clear right angle terminal with 6 inch leads, 600V, #12 AWG THHN/THWN-2, Polycarbonate housing material.	Solid	SNAP1RA	SNAP1R1NA
	Stranded	SNAP2RA	SNAP2R1NA

Note: See page Tech-10 for Tamper-Resistant and Weather Resistant descriptions.
 See page M-19 for SNAPConnect® technical information.

Dimensions in Inches (mm)



USB15X2W



USB4W



USB2W

Receptacle Features

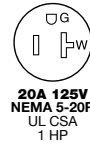

- Two USB ports 3 Amp, 5V DC, type A, class 2.0
- Tamper-Resistant decorator duplex receptacle
- Standard and Hospital grade
- cULus listed to UL498 and UL1310

4 Port Features

- Four USB ports 5 Amp, 5V DC, type A, class 2.0
- Switch activated port door; when opened delivers power, when closed shuts OFF power for “zero” consumption
- cETLus listed to UL 1310

2 Port Features

- Two USB ports 3 Amp, 5V DC, type A, class 2.0
- Switch activated port door; when opened delivers power, when closed shuts OFF power for “zero” consumption
- Shallow depth to fit in delivery systems and for OEM use




USB Charger Duplex Receptacles


Description	Color	Catalog Number
USB Charger Tamper-Resistant receptacle, Two USB Type 2.0 ports 3 Amp, 5 Volt DC, 15 or 20 Amp, 125 Volt AC decorator duplex.	Black	USB15X2BK
	Brown	USB15X2
	Gray	USB15X2GY
	Ivory	USB15X2I
	Light Almond	USB15X2LA
	White	USB15X2W




Note: See page Tech-10 for Tamper-Resistant descriptions.
 See page A-8 for Hospital Grade version.
 See page A-56 for technical information.



USB15X2W



USB4W



USB2W

Dimensions in Inches (mm)

USB Charger 4 Port Outlet

Description	Color	Catalog Number
USB Charger 4 Port Outlet, Four USB Type 2.0 Ports 5 Amp, 5 Volt DC decorator.	Black	USB4BK
	Brown	USB4
	Gray	USB4GY
	Ivory	USB4I
	Light Almond	USB4LA
	White	USB4W




USB Charger 2 Port Outlet, Shallow Profile

Description	Color	Catalog Number
USB Charger 2 Port Outlet, Shallow Profile, Two USB Type 2.0 Ports 3 Amp, 5 Volt DC decorator.	Black	USB2BK
	Brown	USB2
	Gray	USB2GY
	Ivory	USB2I
	Light Almond	USB2LA
	White	USB2W



Straight Blade Devices Commercial Specification Grade Receptacles

Features and Benefits



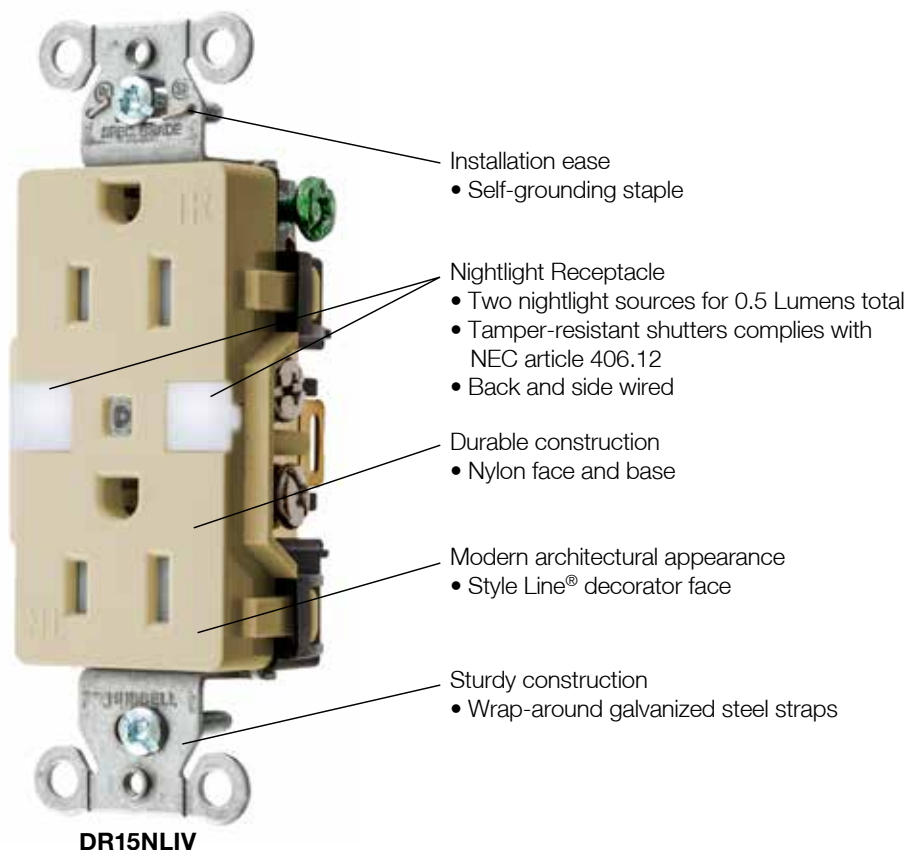
Tamper-Resistant



BR15TR

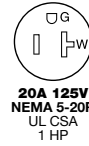


DR20GRYTR

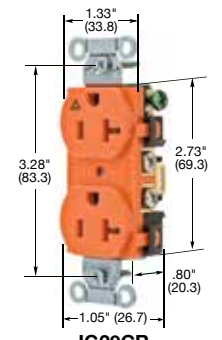






Commercial Specification Grade Receptacles

Duplex



Description	Color	Catalog Number	
Smooth nylon face, duplex, back and side wired.	Almond	BR15AL	BR20AL
	Black	BR15BLK	BR20BLK
	Blue	BR15BL	BR20BL
	Brown	BR15	BR20
	Gray	BR15GRY	BR20GRY
	Ivory	BR15I	BR20I
	Light Almond	BR15LA	BR20LA
	Office White	BR15OW	BR20OW
	Red	BR15R	BR20R
	White	BR15WHI	BR20WHI
Tamper-Resistant*, smooth nylon face, duplex, back and side wired.	Almond	BR15ALTR	BR20ALTR
	Black	BR15BLKTR	BR20BLKTR
	Blue	BR15BLTR	BR20BLTR
	Brown	BR15TR	BR20TR
	Gray	BR15GRYTR	BR20GRYTR
	Ivory	BR15ITR	BR20ITR
	Light Almond	BR15LATR	BR20LATR
	Red	BR15RTR	BR20RTR
	White	BR15WHITR	BR20WHITR
	Weather Resistant, smooth nylon face, duplex, back and side wired.	Black	BR15BLKWR
Brown		BR15WR	BR20WR
Gray		BR15GRYWR	BR20GRYWR
Ivory		BR15IWR	BR20IWR
Light Almond		BR15LAWR	BR20LAWR
White	BR15WHIWR	BR20WHIWR	
Weather and Tamper-Resistant*, smooth nylon face, duplex, back and side wired.	Black	BR15BLKWRTR	BR20BLKWRTR
	Brown	BR15WRTR	BR20WRTR
	Gray	BR15GRYWRTR	BR20GRYWRTR
	Ivory	BR15IWRTR	BR20IWRTR
	Light Almond	BR15LAWRTR	BR20LAWRTR
White	BR15WHIWRTR	BR20WHIWRTR	
Isolated ground ^A , smooth nylon face, duplex, side wired only.	Almond	IG15CRAL	IG20CRAL
	Gray	IG15CRGRY	IG20CRGRY
	Ivory	IG15CRI	IG20CRI
	Light Almond	IG15CRLA	IG20CRLA
	Orange	IG15CR	IG20CR
White	IG15CRWHI	IG20CRWHI	
Isolated ground ^A , Style Line [®] decorator*, smooth nylon face, duplex, back and side wired.	Almond	IG15DRAL	IG20DRAL
	Gray	IG15DRGRY	IG20DRGRY
	Ivory	IG15DRI	IG20DRI
	Light Almond	IG15DRLA	IG20DRLA
	Orange	IG15DR	IG20DR
White	IG15DRWHI	IG20DRWHI	



Note: ^ASee section M for additional information on isolated ground devices.
 *Tamper-resistant and IG decorator devices are not Fed. Spec. Listed.
 See page A-46 for accessories.
 See page A-59 for technical information.
 See page Tech-10 for Tamper and Weather Resistant descriptions.
 See section N for wallplates.


Dimensions in Inches (mm)




15A 125V
 NEMA 5-15R
 UL CSA
 0.5 HP




20A 125V
 NEMA 5-20R
 UL CSA
 1 HP



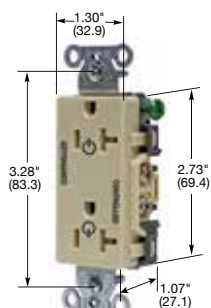
BR15C1WHI



BR20C2GN



DR15C1GRY



DR20C2I

Permanently Marked Receptacles

Duplex

Description	Color	Catalog Number	
Smooth nylon face, one controlled face split circuit hot tab, permanently marked for use with automatic outlet control systems, back and side wired.	Black	BR15C1BLK	BR20C1BLK
	Blue	BR15C1BL	BR20C1BL
	Brown	BR15C1	BR20C1
	Gray	BR15C1GRY	BR20C1GRY
	Green	BR15C1GN	BR20C1GN
	Ivory	BR15C1I	BR20C1I
	Light Almond	BR15C1LA	BR20C1LA
	Red	BR15C1R	BR20C1R
	White	BR15C1WHI	BR20C1WHI
	Smooth nylon face, two controlled faces, permanently marked for use with automatic outlet control systems, back and side wired.	Black	BR15C2BLK
Blue		BR15C2BL	BR20C2BL
Brown		BR15C2	BR20C2
Gray		BR15C2GRY	BR20C2GRY
Green		BR15C2GN	BR20C2GN
Ivory		BR15C2I	BR20C2I
Light Almond		BR15C2LA	BR20C2LA
Red		BR15C2R	BR20C2R
White		BR15C2WHI	BR20C2WHI

Style Line® Decorator

Description	Color	Catalog Number	
Smooth nylon face, one controlled face split circuit hot tab, permanently marked for use with automatic outlet control systems, back and side wired.	Black	DR15C1BLK	DR20C1BLK
	Blue	DR15C1BL	DR20C1BL
	Brown	DR15C1	DR20C1
	Gray	DR15C1GRY	DR20C1GRY
	Green	DR15C1GN	DR20C1GN
	Ivory	DR15C1I	DR20C1I
	Light Almond	DR15C1LA	DR20C1LA
	Red	DR15C1R	DR20C1R
	White	DR15C1WHI	DR20C1WHI
	Smooth nylon face, two controlled faces, permanently marked for use with automatic outlet control systems, back and side wired.	Black	DR15C2BLK
Blue		DR15C2BL	DR20C2BL
Brown		DR15C2	DR20C2
Gray		DR15C2GRY	DR20C2GRY
Green		DR15C2GN	DR20C2GN
Ivory		DR15C2I	DR20C2I
Light Almond		DR15C2LA	DR20C2LA
Red		DR15C2R	DR20C2R
White		DR15C2WHI	DR20C2WHI

Permanent Controlled Receptacle Label

Description	Catalog Number
For use in retrofit applications where indication of a controlled receptacle is required. This label is UL approved for marking and labeling. 60 labels of each per pack	CL60

Dimensions in Inches (mm)



15A 125V
 NEMA 5-15R
 UL CSA
 0.5 HP




20A 125V
 NEMA 5-20R
 UL CSA
 1 HP

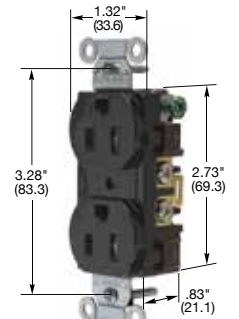
Commercial Specification Grade Receptacles

Duplex


Description	Color	Catalog Number	
Smooth nylon face, duplex, side wired only.	Almond	CR15AL	CR20AL
	Black	CR15BLK	CR20BLK
	Brown	CR15	CR20
	Gray	CR15GRY	CR20GRY
	Ivory	CR15I	CR20I
	Light Almond	CR15LA	CR20LA
	Office White	CR15OW	CR20OW
White	CR15WHI	CR20WHI	
Tamper-Resistant*, smooth nylon face, duplex, side wired only.	Almond	CR15ALTR	CR20ALTR
	Black	CR15BLKTR	CR20BLKTR
	Brown	CR15TR	CR20TR
	Gray	CR15GRYTR	CR20GRYTR
	Ivory	CR15ITR	CR20ITR
	Light Almond	CR15LATR	CR20LATR
	White	CR15WHITR	CR20WHITR
Finder groove, nylon face, duplex, side wired only.	Almond	CRF15AL	CRF20AL
	Black	CRF15BLK	CRF20BLK
	Brown	CRF15	CRF20
	Gray	CRF15GRY	CRF20GRY
	Ivory	CRF15I	CRF20I
	Light Almond	CRF15LA	CRF20LA
	Office White	CRF15OW	CRF20OW
White	CRF15WHI	CRF20WHI	
Pre-wired receptacles, smooth nylon face, duplex, side wired only, self-grounding, 8" solid wire leads.	Black	CR15BLKP1	CR20BLKP1
	Brown	CR15P1	CR20P1
	Gray	CR15GRYP1	CR20GRYP1
	Ivory	CR15IP1	CR20IP1
	Light Almond	CR15LAP1	CR20LAP1
	White	CR15WHIP1	CR20WHIP1
Pre-wired receptacles, smooth nylon face, duplex, side wired only, self-grounding, 8" stranded wire leads.	Black	CR15BLKP2	CR20BLKP2
	Brown	CR15P2	CR20P2
	Gray	CR15GRYP2	CR20GRYP2
	Ivory	CR15IP2	CR20IP2
	Light Almond	CR15LAP2	CR20LAP2
	White	CR15WHIP2	CR20WHIP2
Pre-wired receptacles, Tamper-Resistant*, smooth nylon face, duplex, side wired only, self-grounding, 8" solid wire leads.	Black	CR15BLKTRP1	CR20BLKTRP1
	Brown	CR15TRP1	CR20TRP1
	Gray	CR15GRYTRP1	CR20GRYTRP1
	Ivory	CR15ITRP1	CR20ITRP1
	Light Almond	CR15LATRP1	CR20LATRP1
	White	CR15WHITRP1	CR20WHITRP1
Pre-wired receptacles, Tamper-Resistant*, smooth nylon face, duplex, side wired only, self-grounding, 8" stranded wire leads.	Black	CR15BLKTRP2	CR20BLKTRP2
	Brown	CR15TRP2	CR20TRP2
	Gray	CR15GRYTRP2	CR20GRYTRP2
	Ivory	CR15ITRP2	CR20ITRP2
	Light Almond	CR15LATRP2	CR20LATRP2
	White	CR15WHITRP2	CR20WHITRP2




CR15I



CR15TR



CRF15LA




CR15IP1


Note: *Tamper-resistant devices are not Fed. Spec. Listed.
 See page A-46 for accessories.
 See pages A-58 and A-59 for technical information.
 See page Tech-10 for Tamper-Resistant descriptions.
 See section N for wallplates.

Straight Blade Devices 15 and 20 Ampere, 125 Volts

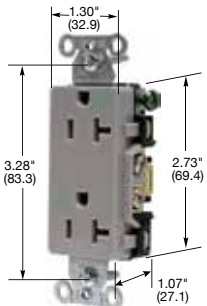
2 Pole, 3 Wire Grounding




DR15GRY



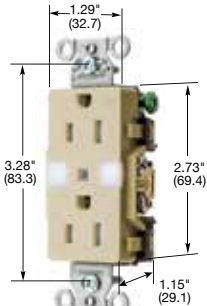
DR20ITR



DR20GRYWRTR



DR20WHIP2



DR15NLIV

Dimensions in Inches (mm)

Commercial Specification Grade Receptacles

Style Line® Decorator



15A 125V
NEMA 5-15R
UL CSA
0.5 HP



20A 125V
NEMA 5-20R
UL CSA
1 HP

Description	Color	Catalog Number		
Smooth nylon face, Style Line® decorator duplex, back and side wired.	Almond	DR15AL	DR20AL	
	Black	DR15BLK	DR20BLK	
	Brown	DR15	DR20	
	Gray	DR15GRY	DR20GRY	
	Ivory	DR15I	DR20I	
	Light Almond	DR15LA	DR20LA	
	Red	DR15R	DR20R	
	White	DR15WHI	DR20WHI	
Tamper-Resistant*, Style Line® decorator duplex, smooth nylon face, back and side wired.	Almond	DR15ALTR	DR20ALTR	
	Black	DR15BLKTR	DR20BLKTR	
	Brown	DR15TR	DR20TR	
	Gray	DR15GRYTR	DR20GRYTR	
	Ivory	DR15ITR	DR20ITR	
	Light Almond	DR15LATR	DR20LATR	
	White	DR15WHITR	DR20WHITR	
	Weather and Tamper-Resistant*, Style Line® decorator duplex, smooth nylon face, back and side wired.	Black	DR15BLKWRTR	DR20BLKWRTR
Brown		DR15WRTR	DR20WRTR	
Gray		DR15GRYWRTR	DR20GRYWRTR	
Ivory		DR15IWRTR	DR20IWRTR	
Light Almond		DR15LAWRTR	DR20LAWRTR	
White		DR15WHIWRTR	DR20WHIWRTR	
Pre-wired receptacles, Style Line® decorator duplex, smooth nylon face, back and side wired, self-grounding, 8" solid wire leads.		Black	DR15BLKP1	DR20BLKP1
		Brown	DR15P1	DR20P1
	Gray	DR15GRYP1	DR20GRYP1	
	Ivory	DR15IP1	DR20IP1	
	Light Almond	DR15LAP1	DR20LAP1	
	White	DR15WHIP1	DR20WHIP1	
Pre-wired receptacles, Style Line® decorator duplex, smooth nylon face, back and side wired, self-grounding, 8" stranded wire leads.	Black	DR15BLKP2	DR20BLKP2	
	Brown	DR15P2	DR20P2	
	Gray	DR15GRYP2	DR20GRYP2	
	Ivory	DR15IP2	DR20IP2	
	Light Almond	DR15LAP2	DR20LAP2	
	White	DR15WHIP2	DR20WHIP2	
Pre-wired receptacles, Tamper-Resistant*, Style Line® decorator duplex, smooth nylon face, back and side wired, self-grounding, 8" solid wire leads.	Black	DR15BLKTRP1	DR20BLKTRP1	
	Brown	DR15TRP1	DR20TRP1	
	Gray	DR15GRYTRP1	DR20GRYTRP1	
	Ivory	DR15ITRP1	DR20ITRP1	
	Light Almond	DR15LATRP1	DR20LATRP1	
	White	DR15WHITRP1	DR20WHITRP1	
Pre-wired receptacles, Tamper-Resistant*, Style Line® decorator duplex, smooth nylon face, back and side wired, self-grounding, 8" stranded wire leads.	Black	DR15BLKTRP2	DR20BLKTRP2	
	Brown	DR15TRP2	DR20TRP2	
	Gray	DR15GRYTRP2	DR20GRYTRP2	
	Ivory	DR15ITRP2	DR20ITRP2	
	Light Almond	DR15LATRP2	DR20LATRP2	
	White	DR15WHITRP2	DR20WHITRP2	
Nightlight Receptacle, Two nightlight sources for a total of 0.5 Lumens, Tamper-resistant shutters complies with NEC article 406.12, Back and side wired	Ivory	DR15NLIV	-	
	Light Almond	DR15NLLA	-	
	White	DR15NLWH	-	

Note: *Tamper-resistant devices are not Fed. Spec. Listed.

See page A-46 for accessories.

See pages A-58 and A-59 for technical information.

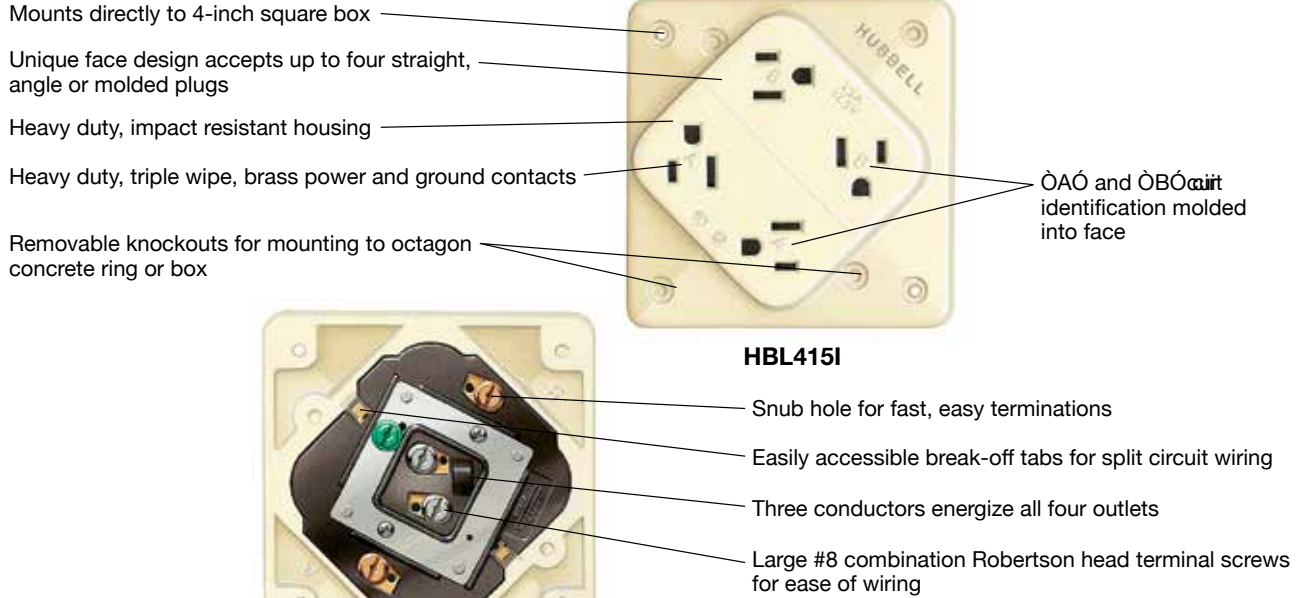
See page Tech-10 for Tamper and Weather Resistant descriptions.

See section N for wallplates.



Four-in-One Receptacle

4-PLEX is a perfect solution for outlet scarce locations. This receptacle can be mounted on a single or 2-gang flush outlet box or on a non-metallic portable box for temporary power applications. If mounted on a 4-inch square box, this product complies with NEC® Article 406.4 (B). Available in industrial grade, hospital grade, isolated ground and surge protected versions. Accessories include mounting plates and portable outlet boxes.



4-PLEX® Receptacles

Over Size Robertson/Slotted Head Terminal Screws

Description	Color	Catalog Number	Catalog Number
Specification grade.	Black	HBL415BK	HBL420BK
	Brown	HBL415	HBL420
	Gray	HBL415GY	HBL420GY
	Ivory	HBL415I	HBL420I
	White	HBL415W	HBL420W
Isolated ground ^A .	Orange	IG415	IG420
Surge suppression.	Blue	HBL415S	HBL420S
	Ivory	HBL415IS	HBL420IS

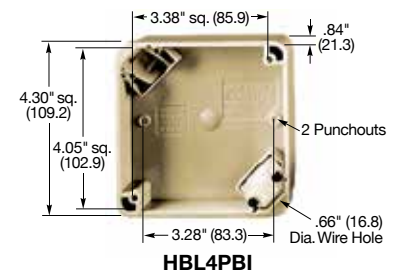
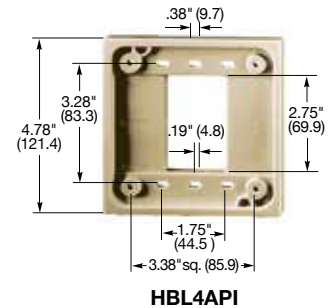

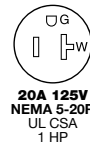

Note: ^ASee section M for additional information on isolated ground devices.
 Horsepower ratings are AC only.
 See page A-60 for technical information.
 4-PLEX Receptacles are of a non-metallic design. Product is supplied with isolated ground symbol stickers.
 Apply if needed. Mounts to 4-inch square box.

4-PLEX® Accessories

Description	Color	Catalog Number
4-PLEX Adapter Plates for 1- and 2-gang.	Blue	HBL4APBL
	Brown	HBL4AP
	Gray	HBL4APGY
	Ivory	HBL4API
	Orange	HBL4APO
	Red	HBL4APR
	White	HBL4APW
4-PLEX Portable Box, 4 in. (101.6) square box with cord grip. Accepts up to .66 in. (16.8) diameter cord.	Black	HBL4PBBK
	Brown	HBL4PB
	Ivory	HBL4PBI

Note: 4-PLEX Box is not UL listed or CSA Certified. UL listing does not apply when 4-PLEX Receptacle is used with 4-PLEX Box in extension cord application. Supplied with one cord clamp.

NEC® is a registered trademark of the National Fire Protection Association (NFPA).



Dimensions in Inches (mm)



Pre-Fab Systems Allow You To Save Time and Money, Completing the Job Quicker and Exceed Schedule

- Provide Reduced Construction Schedules
- Ensure Consistent Quality
- Compliance with Code Requirements
- Speeds Installation

A Variety of Pre-Fab Solutions are Available:

1. Complete Turn key Pre-Fab System
2. Pre-Assembled Boxes and Brackets
3. Specialized Mounting Brackets and Hangers

Complete Pre-Fab System Steps:

1. Mail or E-mail Drawings
2. Complete Take Offs and Quotation Prepared
3. Proposal with Comparison to Traditional Methods is Submitted
4. Detail Documentation and Technical Support Provided

Note: For more information please contact Technical Services (475) 882-4820.



When Product Arrives

✓ **Clearly Marked Skids**

- By floor or area to customer specifications.



✓ **Boxes Labeled**

- With job name, building number, room number.



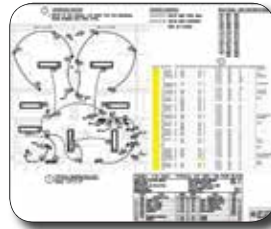
✓ **Numbered Assemblies**

- Labeled to match installation drawings.



✓ **Installation Drawings**

- Detailed layout with specified locations.



✓ **Field Installation Support**




✓ **Qualified Savings**

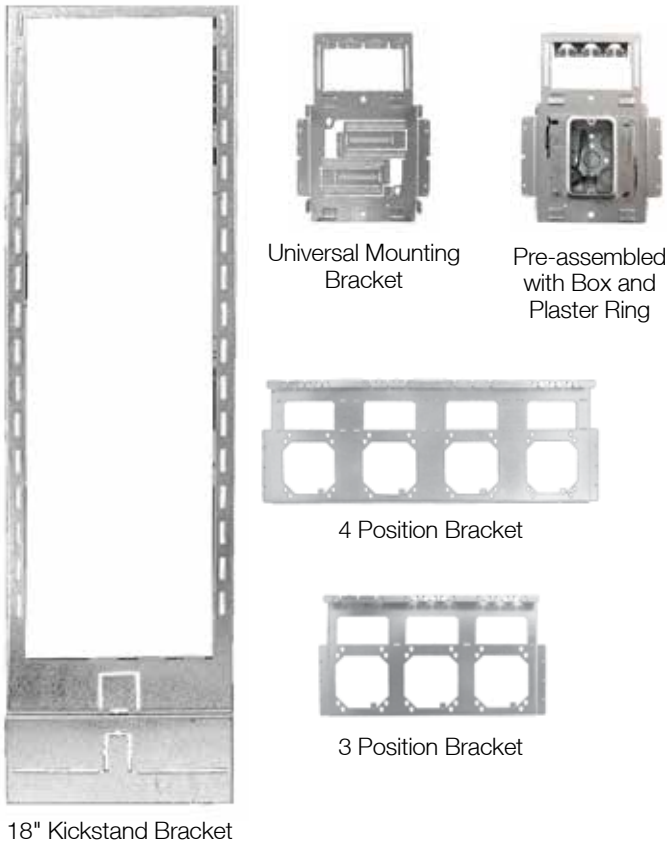
- Demonstrate high light savings
- Cost comparison to traditional wiring




Box Assembly - With Universal Mounting Bracket Features



Mounting Frames



Support Brackets and Hangers



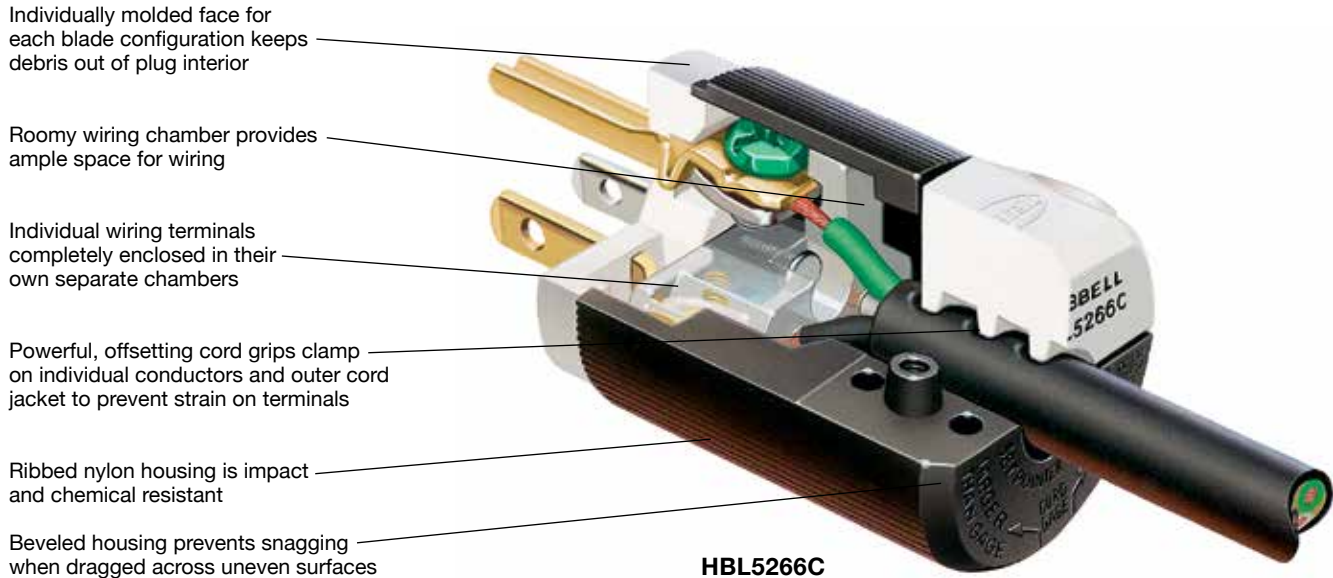
Deck Hangers



Straight Blade Devices

Insulgrip® and Valise® 15 and 20 Ampere Plugs and Connectors

Features and Benefits



HBL5266C



Integral VARI-SIZE® insert adjusts to a wide range of cord sizes: .23 to .72 inch (5.8 to 18.3).



Multiple drive screws provide screwdriver versatility. Pocketed recess for cord grip screws deter slippage of the screwdriver..



Catalog number is visible on the device while in use for easy identification.



VARI-SIZE® pointer set to "smaller than gauge" position. Cord diameter range is .23 to .36 inch (5.8 to 9.0). Accepts slotted and Phillips head drivers.

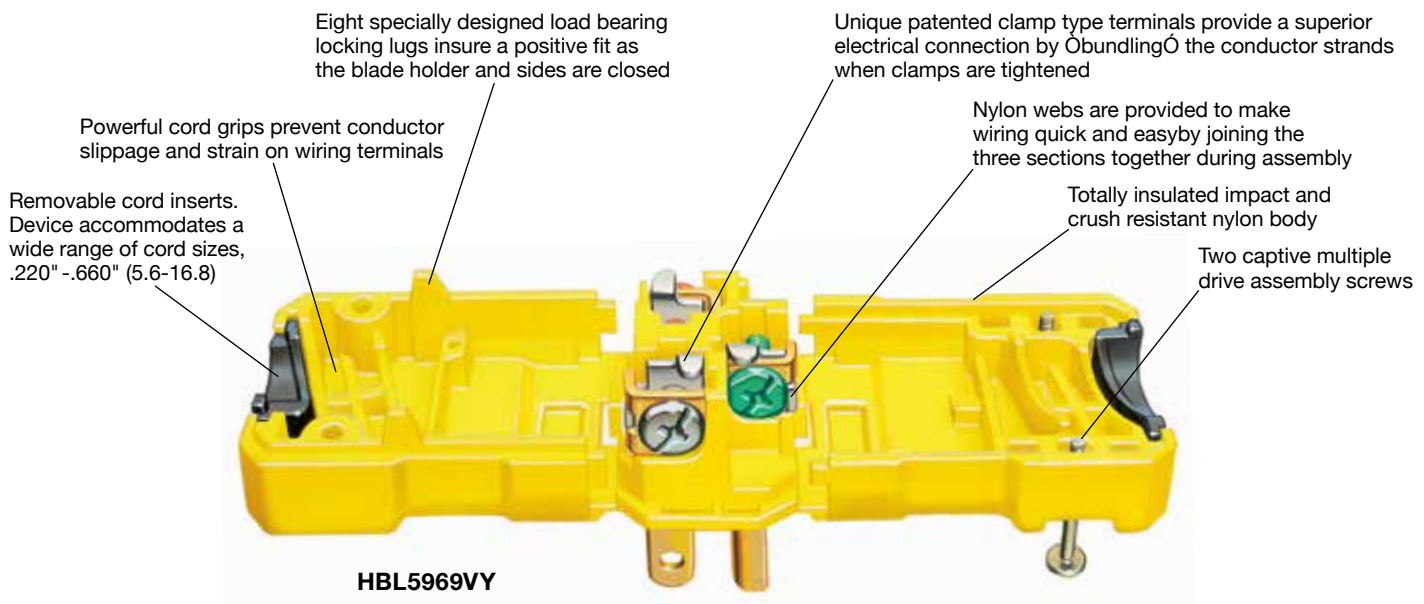


Powerful offsetting cord grips clamp on individual conductors and outer cord jacket to prevent strain on terminations.



Transparent angled wiring entrance holes permit "straight in" conductor insertion

Valise® Plug



HBL5969VY



Watertight Plug

Multiple drive "U-Drive" fast lead body assembly screws

Neoprene bushing keeps water and dust out

Color coded Kellems GOTCHA® rings provide increased cord retention

Thermoplastic elastomer housing resists weathering caused by ultraviolet rays and ozone better than rubber; Also oil and chemical resistant



HBL14W47


Three separate transparent wiring chambers allow for visual inspection

Watertight Connector Body

Closure plug seals connector body when disconnected from plug

Integral weatherproofing shroud seals connection between plug and connector

Pretensioned "bypass" design female contacts for abuse resistance and reliability



HBL15W47


Nylon compression nut keeps water and dust from getting into the body around the cord

Dust Tight Plug

Thermoplastic elastomer housing

Powerful nylon cord grip prevents strain on terminals

Dust and moisture seal keeps out liquids, metal filings and other foreign materials



HBL1447

Multiple drive "U-Drive" fast lead body assembly screws

IP20
SUITABILITY

15A 125V
NEMA 5-15P
UL CSA

20A 125V
NEMA 5-20P
UL CSA



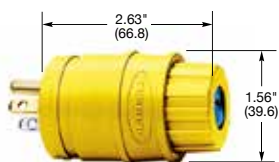
HBL5266C



HBL5266CA



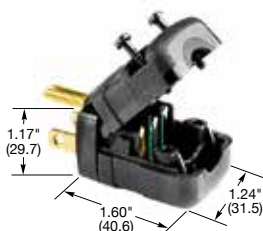
HBL1447



HBL14W47



HBL5965VY



HBL5966VBLK

Plugs

Insulgrip®

Description	Cord Diameter	Catalog Number	
Black and white nylon.	.230"-.720" (5.8-18.3)	HBL5266C	HBL5366C
Blue and white nylon.	.230"-.720" (5.8-18.3)	HBL5266CBL	-
Black nylon extra large cord clamp.	.360"-.720" (9.1-18.3)	HBL5266EBK	HBL5366EBK
Corrosion resistant yellow nylon.	.230"-.720" (5.8-18.3)	HBL52CM66C	HBL53CM66C
8-position angle plug, black and white nylon.	.325"-.655" (8.3-16.6)	HBL5266CA	HBL5366CA
8-position angle plug, transparent enclosure.	.325"-.655" (8.3-16.6)	HBL5266CAT	-
Anchor lock, black and white nylon.	.230"-.720" (5.8-18.3)	HBL5280C*	-
Anchor lock, corrosion resistant yellow nylon.	.230"-.720" (5.8-18.3)	HBL52CM80C*	-
Finger grip, black neoprene, combination screws. CSA only.	.312"-.468" (7.9-11.9)	HBL5921	-
Fusible, black vinyl housing, slotted screws. CSA only.	.296"-.625" (7.5-15.9)	HBL5299	-

IP20 and IP55

SUITABILITY

Elastogrip®

Description	Cord Diameter	Catalog Number	
Yellow elastomer, dust tight.	.300"-.655" (7.6-16.6)	HBL1447	HBL1433
Yellow elastomer, watertight.	.300"-.655" (7.6-16.6)	HBL14W47**	HBL14W33**

IP20
SUITABILITY

Valise®

Description	Cord Diameter	Catalog Number	
Yellow nylon.	.220"-.660" (5.6-16.8)	HBL5965VY	HBL5364VY
Black nylon.	.220"-.660" (5.6-16.8)	HBL5965VBLK	HBL5364VBLK
Gray nylon.	.220"-.660" (5.6-16.8)	HBL5965VGY	-
Orange nylon, sold in bulk pack of 50.	.220"-.660" (5.6-16.8)	HBL515PVO	-
Insulation displacement terminals, black nylon.	.230"-.360" (5.8-9.1)	HBL5966VBLK	-
Insulation displacement terminals, yellow nylon.	.230"-.360" (5.8-9.1)	HBL5966VY	-

Note: *UL Component Listed only. Not for general use applications.

**Watertight plugs IP55 suitability when installed and used properly with mating Elastogrip watertight connector bodies.
 Horsepower ratings listed are AC only.
 See page A-47 for accessories.

Dimensions in Inches (mm)



IP20
SUITABILITY

Connector Bodies

Insulgrip®

Description	Cord Diameter	Catalog Number	
Black and white nylon.	.230"-.720" (5.8-18.3)	HBL5269C	HBL5369C
Blue and white nylon.	.230"-.720" (5.8-18.3)	HBL5269CBL	-
Black nylon extra large cord clamp.	.360"-.720" (9.1-18.3)	HBL5269EBK	HBL5369EBK
Corrosion resistant yellow nylon.	.230"-.720" (5.8-18.3)	HBL52CM69C	HBL53CM69C

Note: See page A-47 for accessories.



IP20 and IP55
SUITABILITY

Elastogrip®

Description	Cord Diameter	Catalog Number	
Yellow elastomer, dust tight.	.300"-.655" (7.6-16.6)	HBL1547	HBL1533
Yellow elastomer, watertight.	.300"-.655" (7.6-16.6)	HBL15W47*	HBL15W33*




IP20
SUITABILITY

Valise®

Description	Cord Diameter	Catalog Number	
Yellow nylon.	.220"-.660" (5.6-16.8)	HBL5969VY	HBL5369VY
Black nylon.	.220"-.660" (5.6-16.8)	HBL5969VBLK	HBL5369VBK
Gray nylon.	.220"-.660" (5.6-16.8)	HBL5969VGY	-
Orange nylon, sold in bulk pack of 50.	.220"-.660" (5.6-16.8)	HBL515CVO	-
Insulation displacement terminals, black nylon.	.230"-.360" (5.8-9.1)	HBL5963VBK	-
Insulation displacement terminals, yellow nylon.	.230"-.360" (5.8-9.1)	HBL5963VY	-

Note: *Watertight connectors IP55 suitability when closure plug inserted or when installed and used properly with mating Elastogrip watertight plug. Connector bodies are not HP rated. See page A-47 for accessories.



For quick visual identification of circuits or configurations.

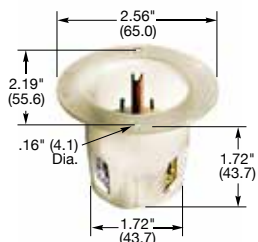
Colored Cord Clamps*

Description	Color	Catalog Number
For use with 15A and 20A, 2 pole/3 wire, insulgrip plugs and connectors with cord diameter range of .230"-.720" (5.8-18.3) only.	Blue	HBLCORDCLAMPBL
	Green	HBLCORDCLAMPGN
	Orange	HBLCORDCLAMPOR
	Purple	HBLCORDCLAMPPP
	Red	HBLCORDCLAMP RP
	Yellow	HBLCORDCLAMPY

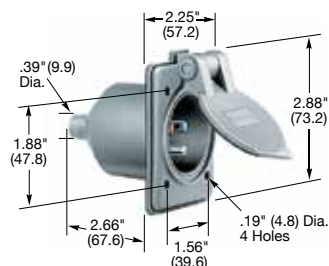
Note: *Clamp only. Contains no screws. Order in increments of 10. Not UL Listed or CSA Certified.



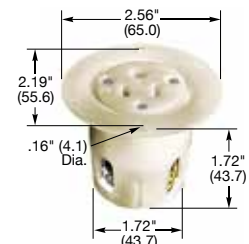
Dimensions in Inches (mm)



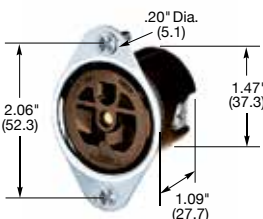
HBL5278C



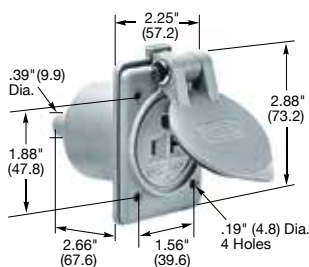
HBL61CM64



HBL5279C



HBL5256



HBL61CM65

Dimensions in Inches (mm)



15A 125V
 NEMA 5-15P
 UL CSA



20A 125V
 NEMA 5-20P
 UL CSA

Flanged Inlets

Description	Catalog Number	
Nylon casing, back wired.	HBL5278C	HBL5378C
Weatherproof, gray, with lift cover and multiple drive screws.	HBL61CM64	-
Weatherproof, black, with lift cover and boot, multiple drive screws.	HBL61CM64BK	-
Stainless steel flange, phenolic body, miniature style, for molded on connectors only, multiple drive screws.	HBL5240*	-

*Note: *Specially designed to accept "molded-on" connector bodies. Catalog number HBL5240 will not accept re-wireable size connector bodies listed in this catalog or molded connectors having a "rejection obstruction" as required by Underwriters Laboratories Inc. standard #817 cord sets and power supply cords" effective 7/1/81. See pages A-46 and A-47 for accessories.*



15A 125V
 NEMA 5-15R
 UL CSA
 0.5 HP



20A 125V
 NEMA 5-20R
 UL CSA
 1 HP

Flanged Receptacles

Description	Catalog Number	
Nylon casing, back wired.	HBL5279C	HBL5379C
Stainless steel flange, phenolic body, covered terminals, multiple drive screws.	HBL5279	-
Stainless steel flange, brown phenolic (mounting screws packed separately).	HBL5256	-
Weatherproof, gray nylon, with lift cover and boot, multiple drive screws.	-	HBL61CM65**

*Note: **Not CSA Certified. See pages A-46 and A-47 for accessories.*



15A 250V
 NEMA 6-15R
 UL CSA
 1.5 HP




20A 250V
 NEMA 6-20R
 UL CSA
 2 HP

Receptacles


HBL® Extra Heavy Duty, Specification Grade, Duplex

Description	Color	Catalog Number	
Flush, nylon face, back and side wired, multiple drive screws.	Black	-	HBL5462BK
	Brown	HBL5662	HBL5462
	Gray	-	HBL5462GY
	Ivory	HBL5662I	HBL5462I
	Red	-	HBL5462R
Isolated ground ^A .	Orange	IG5662	IG5462



HBL® Extra Heavy Duty, Specification Grade, Single

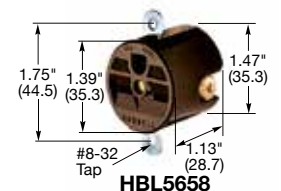

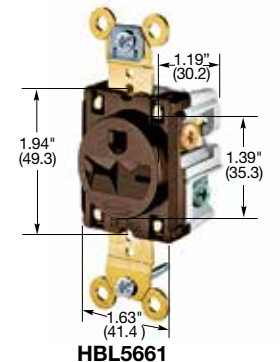
Description	Color	Catalog Number	
Flush, nylon face, back and side wired.	Brown	HBL5661	HBL5461
	Gray	-	HBL5461GY
	Ivory	HBL5661I	HBL5461I
	Red	-	HBL5461R
	White	-	HBL5461W
Isolated ground ^A .	Orange	IG5661	IG5461
Panel mount 1.94 in. (49.3) centers.	Brown	HBL5684	-
Ring terminal connection.	Brown	HBL5661RT	-



HBL® Extra Heavy Duty, Specification Grade Duplex and Single Panel Mount

Description	Color	Catalog Number	
Flush, nylon duplex face, side wired only.	Brown	HBL5652	-
	Ivory	HBL5652I	-
Panel mount 1.75 in. (44.5) centers.	Brown	HBL5658	-

Note: ^ASee section M for additional information on isolated ground devices.
 HP ratings are AC only.
 See page A-46 for accessories.



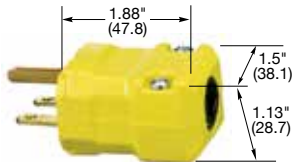
Dimensions in Inches (mm)



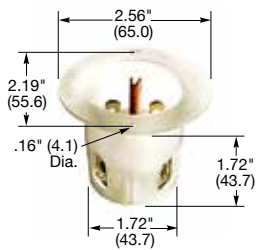
HBL5666C



HBL5666CA



HBL5666VY



HBL5678C

Plugs

Description	Cord Diameter	Catalog Number	
Insulgrip® Plug, black and white nylon.	.230"-.720" (5.8-18.3)	HBL5666C	HBL5466C
Insulgrip® Plug, corrosion resistant, yellow nylon.	.230"-.720" (5.8-18.3)	HBL56CM66C	HBL54CM66C
8-Position Insulgrip® Angle Plug, black and white nylon.	.325"-.655" (8.3-16.6)	HBL5666CA	HBL5466CA
Valise® Plug, yellow nylon.	.220"-.660" (5.6-16.8)	HBL5666VY	HBL5464VY

Note: See page A-47 for accessories.



15A 250V
 NEMA 6-15P
 UL CSA
 1.5 HP



20A 250V
 NEMA 6-20P
 UL CSA
 2 HP

Insulgrip® Flanged Inlets

Description	Catalog Number	
Nylon casing, back wired.	HBL5678C	HBL5478C

Note: Flanged inlets are not HP rated.
 See page A-47 for accessories.



15A 250V
 NEMA 6-15P
 UL CSA



20A 250V
 NEMA 6-20P
 UL CSA

For quick visual identification of circuits or configurations.

Colored Cord Clamps*

Description	Color	Catalog Number
For use with 15A and 20A, 2 pole/3 wire, insulgrip plugs and connectors with cord diameter range of .230"-.720" (5.8-18.3) only.	Blue	HBLCORDCLAMPBL
	Green	HBLCORDCLAMPGN
	Orange	HBLCORDCLAMPOR
	Purple	HBLCORDCLAMPP
	Red	HBLCORDCLAMP R
	Yellow	HBLCORDCLAMPY

Note: *Clamp only. Contains no screws. Order in increments of 10. Not UL Listed or CSA Certified.



Dimensions in Inches (mm)



15A 250V
 NEMA 6-15R
 UL CSA




20A 250V
 NEMA 6-20R
 UL Listed


Connector Bodies

Description	Cord Diameter	Catalog Number	
Insulgrip® Connector Body, black and white nylon, multiple drive screws.	.230"-.720" (5.8-18.3)	HBL5669C	HBL5469C
Valise® Connector Body, yellow nylon.	.220"-.660" (5.6-16.8)	HBL5669VY	HBL5469VY

Note: See page A-47 for accessories.



HBL5669C



HBL5669VY

Flanged Receptacles

Description	Catalog Number	
Nylon casing, multiple drive screws.	HBL5679C	HBL5479C
Stainless steel flange, brown phenolic housing (mounting screws packaged separately).	HBL5656	-

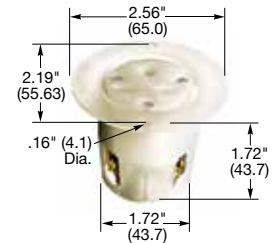
Note: Connector bodies are not HP rated.
 See pages A-46 and A-47 for accessories.



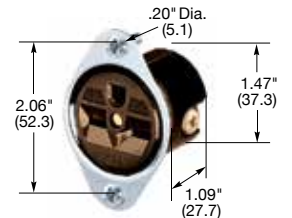
15A 250V
 NEMA 6-15R
 UL CSA



20A 250V
 NEMA 6-20R
 UL Listed



HBL5679C



HBL5656

For quick visual identification of circuits or configurations.

Colored Cord Clamps*

Description	Color	Catalog Number
For use with 15A and 20A, 2 pole/3 wire, insulgrip plugs and connectors with cord diameter range of .230"-.720" (5.8-18.3) only.	Blue	HBLCORDCLAMPBL
	Green	HBLCORDCLAMPGN
	Orange	HBLCORDCLAMPOR
	Purple	HBLCORDCLAMPPP
	Red	HBLCORDCLAMPR
	Yellow	HBLCORDCLAMPY

Note: *Clamp only. Contains no screws. Order in increments of 10. Not UL Listed or CSA Certified.



Dimensions in Inches (mm)



**15A, 125V,
2 Pole, 2 Wire Non-Grounding,
Valise® Plugs**

IP20
SUITABILITY



**15A 125V
NEMA 1-15R
UL CSA
0.5 HP**



**15A 125V
NEMA 1-15P
UL CSA
0.5 HP**

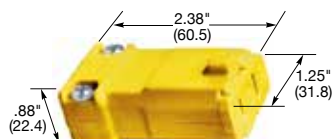


HBL5865VY

Description	Cord Diameter	Catalog Number
Yellow nylon, non-polarized.	.218"-.385" (5.5-9.8)	-
Yellow nylon, polarized.	.218"-.385" (5.5-9.8)	-
Black nylon, polarized.	Type 17/2 "SVT" cord	-

Valise® Connector Bodies

Description	Cord Diameter	Catalog Number
Yellow nylon.	.218"-.385" (5.5-9.8)	HBL5869VY



HBL5869VY




**15A, 277V AC,
2 Pole, 3 Wire Grounding,
Plugs**



**15A 277V AC
NEMA 7-15R
UL CSA
2 HP**



**15A 277V AC
NEMA 7-15P
2 HP**



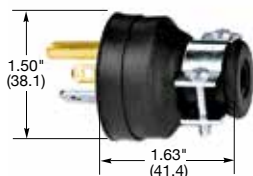
HBL5302

Description	Cord Diameter	Catalog Number
Finger grip, black elastomer.	.312"-.468" (7.9-11.9)	-

Receptacles and Connector Bodies

Description	Cord Diameter	Catalog Number
Receptacle, flush duplex, brown, back and side wired.	-	HBL5302
Connector Body, phenolic and steel body.	.296"-.625" (7.5-15.9)	HBL5324

Note: *Not UL Listed.
Horsepower ratings are AC only.
See pages A-46 and A-47 for accessories.



HBL5929



**20A, 250V,
2 Pole, 2 Wire Non-Grounding,
Valise® Plugs**

IP20
SUITABILITY



**20A 250V
NEMA 2-20R
UL Listed
2 HP**



**20A 250V
NEMA 2-20P
UL Listed
2 HP**



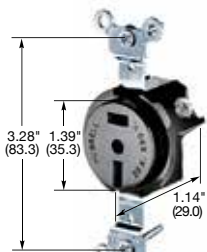
HBL9758VY

Description	Cord Diameter	Catalog Number
Yellow nylon.	.220"-.660" (5.6-16.8)	-

Receptacle, Single

Description	Catalog Number
Black phenolic.	HBL5552B

Note: Horsepower ratings are AC only and apply to plugs and receptacles only.
See pages A-46 and A-47 for accessories.



HBL5552B

Dimensions in Inches (mm)



**20A, 125/250V,
3 Pole, 3 Wire Non-Grounding,
Receptacles and Plugs**

IP20
SUITABILITY

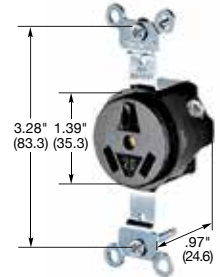


**20A 125V/250V
NEMA 10-20R
UL Listed
2(1) HP**



**20A 125V/250V
NEMA 10-20P
UL Listed
2(1) HP**

Description	Cord Diameter	Catalog Number
Receptacle, black phenolic.	-	HBL6810
Plug, Insulgrip®, nylon.	.385"-.780" (9.8-19.8)	- HBL9977C



HBL6810

Note: Horsepower ratings listed above are AC only.

Horsepower ratings not in parentheses are phase to phase (208 to 240V AC).

Those in parentheses are phase to neutral (120V AC).

See pages A-46 and A-47 for accessories.



**20A, 125/250V,
3 Pole, 4 Wire Grounding,
Receptacles and Plugs**

IP20
SUITABILITY



**20A 125V/250V
NEMA 14-20R
UL CSA
2(1) HP**




**20A 125V/250V
NEMA 14-20P
UL CSA
2(1) HP**

Description	Cord Diameter	Catalog Number
Receptacle, black nylon body, back and side wired.	-	HBL8410
Plug, nylon, angle 4-position.	.390"-.775" (9.9-19.7)	- HBL8411C



HBL9977C

Note: See pages A-46 and A-47 for accessories.



HBL8410



**20A, 3Ø 250V AC,
3 Pole, 4 Wire Grounding,
Receptacles and Plugs**

IP20
SUITABILITY

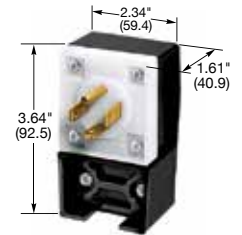


**20A 3 250V A C
NEMA 15-20R
UL CSA
3 HP**



**20A 3 250V A C
NEMA 15-20P
UL CSA
3 HP**

Description	Cord Diameter	Catalog Number
Receptacle, black nylon body, back and side wired.	-	HBL8420
Plug, nylon, angle 4-position.	.390"-.775" (9.9-19.7)	- HBL8421C



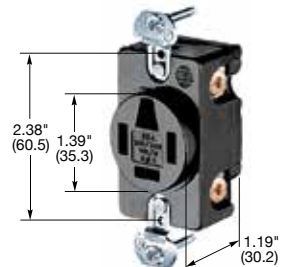
HBL8411C

Note: Horsepower ratings listed above are AC only.

Horsepower ratings not in parentheses are phase to phase (208 to 240V AC).

Horsepower ratings in parentheses are phase to neutral (120V AC).

See pages A-46 and A-47 for accessories.



HBL8420



**20A, 3ØY 120/208V AC,
4 Pole, 4 Wire Non-Grounding,
Receptacles and Plugs**

IP20
SUITABILITY



**20A 3Y 120/208V A C
NEMA 18-20R
UL Listed
2 HP**



**20A 3Y 120/208V A C
NEMA 18-20P
UL Listed
2 HP**

Description	Cord Diameter	Catalog Number
Receptacle, black nylon body.	-	HBL7250
Plug, nylon, angle, 4-position.	.390"-.775" (9.9-19.7)	- HBL7251C




HBL7251C

Note: Horsepower ratings are phase to phase (208 to 240V AC).

Weatherproof boots for plugs not available.

See pages A-46 and A-47 for accessories.

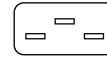
Dimensions in Inches (mm)



H320R




Receptacle IEC 320 Compatible



Description	Catalog Number
20/16A 250V AC IEC straight blade.	H320R
For Ring Terminal connection.	H320RRT*

Note: *Not UL Listed.



H320C




Connector

IP20
SUITABILITY



Description	Catalog Number
20/16A 250V AC IEC straight blade.	H320C



H320P




Plug IEC 320 Compatible

IP20
SUITABILITY



Description	Catalog Number
20/16A 250V AC IEC straight blade.	H320P



H320B




Inlets



Description	Catalog Number
20/16A 250V AC IEC straight blade.	H320B
20/16A 250V AC IEC straight blade with retention clamp.	H320BL

Note: See page A-63 for technical information.



H320BL

Dimensions in Inches (mm)



**Acceptor®
 Hazardous Location Receptacles**



15A 125V
NEMA 5-15R
 UL CSA
 0.5 HP



20A 125V
NEMA 5-20R
 UL CSA
 1 HP

Description	Catalog Number	
Explosion and dust ignition proof.	-	UGRO20231
Class I, Div. 1 & 2, Groups C, D	-	UGRA20231*
Class II, Div. 1 & 2, Groups F, G		
Class III		
NEMA® 3, 7 B C D, 9 F G		

Note: *UGRA version includes an adapter plate for mounting to Crouse-Hinds® EDS series and Appleton® EFD series back boxes.
 UL Listed for Class 1, Div. 2, Groups B, C, D.



**Acceptor®
 Hazardous Location Plugs**

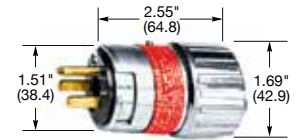


15A 125V
NEMA 5-15P
 UL CSA



20A 125V
NEMA 5-20P
 UL CSA

Description	Catalog Number	
Explosion and dust ignition proof.	UGP15231	UGP20231
Class I, Div. 1 & 2, Groups B, C, D		
Class II, Div. 1 & 2, Groups E, F, G		
Class III		
NEMA® 3, 7 B C D, 9 F G		




UGP15231


SWB Series Boxes

Hub Size	1-Gang Dead End	1-Gang Feed Thru
½ in. NPT	SWB1	SWB4
¾ in. NPT	SWB2	SWB5
Class I, Div. 1 & 2, Groups C, D		
Class II, Div. 1 & 2, Groups E, F, G		
Class III		
NEMA® 7 C D, 9 E F G		

Note: SWB series boxes will only accommodate Acceptor Series receptacles, not standard weatherproof covers.



SWB1



SWB5



Heavy duty cable grips handle a wide range of cable sizes to prevent conductor movement that can cause strain on the terminals

Neoprene dust shields fit a variety of cable diameters to provide a reliable seal to keep dust out

Reinforced thermoplastic polyester provides high impact and heat resistance

Supertough nylon housing provides high impact resistance

Gripping ribs provide secure gripping area

HBL9431C

Captive Allen head terminal screws are user-ready

Catalog number, NEMA number, ratings and certifications molded in face



One piece design power and ground contacts provide low operating temperatures


Plated steel mounting plate provides corrosion resistance; Unit mounts in a 2-gang box

Four-wire receptacles: Floating "V" bottom contact lugs bundle strands to provide high contact pressure and low operating temperatures

Sequenced contacts assure protection for people and equipment

HBL9430A

Catalog number, NEMA number, ratings and certifications molded in face



Captive Allen head terminal screws permit high torque and clamping pressure required for larger size conductors; User-ready



**30A, 125V,
2 Pole, 3 Wire Grounding,
Receptacles and Plugs**

IP20
SUITABILITY




30A 125V
NEMA 5-30R
UL CSA
2 HP



30A 125V
NEMA 5-30P
UL CSA
2 HP

Description	Cord Diameter	Catalog Number
Receptacle, black RTP.	-	HBL9308
Receptacle, orange, isolated ground ^A .	-	IG9308
Plug, nylon, angle, 4-position.	.625"-1.187" (15.9-30.1)	HBL9309*



HBL9308

**30A, 250V,
2 Pole, 3 Wire Grounding,
Receptacles and Plugs**

IP20
SUITABILITY

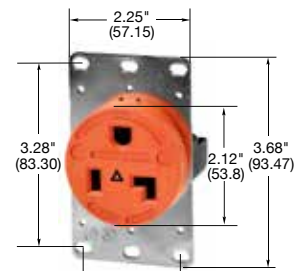


30A 250V
NEMA 6-30R
UL CSA
2 HP



30A 250V
NEMA 6-30P
UL CSA
2 HP

Description	Cord Diameter	Catalog Number
Receptacle, black RTP.	-	HBL9330
Receptacle, orange, isolated ground ^A .	-	IG9330
Plug, nylon, angle, 4-position	.625"-1.187" (15.9-30.1)	HBL9331*



IG9308

**30A, 277V AC,
2 Pole, 3 Wire Grounding,
Receptacles and Plugs**

IP20
SUITABILITY

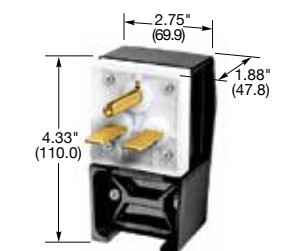


30A 277V AC
NEMA 7-30R
UL CSA
3 HP



30A 277V AC
NEMA 7-30P
UL CSA
3 HP

Description	Cord Diameter	Catalog Number
Receptacle, black RTP.	-	HBL9315
Plug, nylon, angle, 4-position.	.625"-1.187" (15.9-30.1)	HBL9319*



HBL9331

UL
**30A, 125/250V,
3 Pole, 3 Wire Non-Grounding,
Receptacles and Plugs**

IP20
SUITABILITY

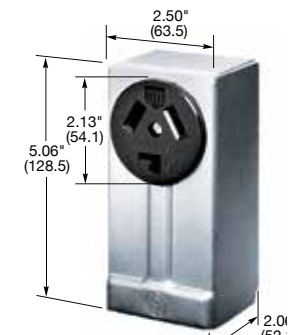


30A 125/250V
NEMA 10-30R
UL Listed
2(2) HP



30A 125/250V
NEMA 10-30P
UL Listed
2(2) HP

Description	Cord Diameter	Catalog Number
Receptacle, black phenolic.	-	HBL9350
Receptacle, surface mount aluminum housing.	-	HBL9395
Plug, Insulgrip®, nylon.	.625"-1.00" (15.9-25.4)	HBL9337C
Plug, nylon, angle, 4-position.	.625"-1.187" (15.9-30.1)	HBL9333



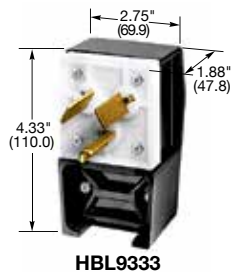
HBL9395

Note: RTP is an abbreviation for reinforced thermoplastic polyester.

^ASee section M for additional information on isolated ground devices.

*Not Fed. Spec. Listed.

See page A-48 for accessories.




HBL9333

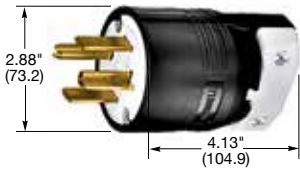


HBL9350

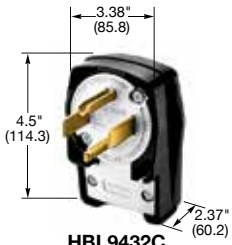
Dimensions in Inches (mm)



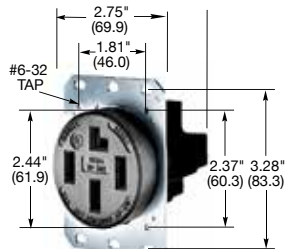
HBL9430A



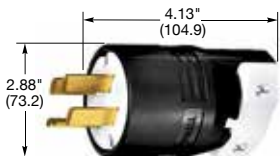
HBL9431C



HBL9432C



HBL8330A



HBL8331C

**30A, 125/250V,
3 Pole, 4 Wire Grounding,
Receptacles and Plugs**

IP20
SUITABILITY



**30A 125/250V
NEMA 14-30R
2(2) HP**



**30A 125/250V
NEMA 14-30P
2(2) HP**

Description	Cord Diameter	Catalog Number
Receptacle, black RTP.	-	HBL9430A
Plug, nylon.	.625"-1.310" (15.9-33.3)	- HBL9431C
Plug, nylon, angle, 4-position.	.625"-1.310" (15.9-33.3)	- HBL9432C

**30A, 3Ø 250V AC,
3 Pole, 4 Wire Grounding,
Receptacles and Plugs**

IP20
SUITABILITY



**30A 3Ø 250V AC
NEMA 15-30R
3 HP**



**30A 3Ø 250V AC
NEMA 15-30P
3 HP**

Description	Cord Diameter	Catalog Number
Receptacle, black RTP.	-	HBL8430A
Plug, nylon.	.625"-1.310" (15.9-33.3)	- HBL8431C
Plug, nylon, angle, 4-position	.625"-1.310" (15.9-33.3)	- HBL8432C



**30A, 3ØY 120/208V AC,
4 Pole, 4 Wire Non-Grounding,
Receptacles and Plugs**

IP20
SUITABILITY



**30A 3ØY
120/208V AC
NEMA 18-30R
UL Listed
3 HP**



**30A 3ØY
120/208V AC
NEMA 18-30P
UL Listed
3 HP**

Description	Cord Diameter	Catalog Number
Receptacle, black RTP.	-	HBL8330A
Plug, nylon.	.625"-1.310" (15.9-33.3)	- HBL8331C

*Note: RTP is an abbreviation for reinforced thermoplastic polyester.
See page A-64 for technical information.
See page A-49 for accessories.*



**50A, 125V,
2 Pole, 3 Wire Grounding,
Receptacles and Plugs**

IP20
SUITABILITY



**50A 125V
NEMA 5-50R
UL CSA
2 HP**



**50A 125V
NEMA 5-50P
UL CSA
2 HP**

Description	Cord Diameter	Catalog Number
Receptacle, black RTP.	-	HBL9360
Plug, nylon, angle, 4-position.	.625"-1.187" (15.9-30.2)	HBL9361



**50A, 250V,
2 Pole, 3 Wire Grounding,
Receptacles and Plugs**

IP20
SUITABILITY



**50A 250V
NEMA 6-50R
UL CSA
3 HP**



**50A 250V
NEMA 6-50P
UL CSA
3 HP**

Description	Cord Diameter	Catalog Number
Receptacle, black RTP.	-	HBL9367
Plug, nylon, angle, 4-position.	.625"-1.187" (15.9-30.2)	HBL9368



**50A, 277V AC,
2 Pole, 3 Wire Grounding,
Receptacles and Plugs**

IP20
SUITABILITY

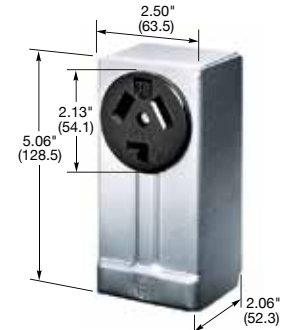


**50A 277V AC
NEMA 7-50R
UL CSA
5 HP**



**50A 277V AC
NEMA 7-50P
UL CSA
5 HP**

Description	Cord Diameter	Catalog Number
Receptacle, black RTP.	-	HBL9365
Plug, nylon, angle, 4-position.	.625"-1.187" (15.9-30.2)	HBL9379



Representative of surface mount receptacle

UL
**50A, 125/250V,
3 Pole, 3 Wire Non-Grounding,
Receptacles, Connector Body and Plugs**

IP20
SUITABILITY

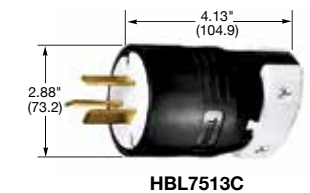


**50A 125/250V
NEMA 10-50R
UL Listed
3(2) HP**




**50A 125/250V
NEMA 10-50P
UL Listed
3(2) HP**

Description	Cord Diameter	Catalog Number
Receptacle, black phenolic.	-	HBL7962
Receptacle, surface mount aluminum housing.	-	HBL7940
Connector body, Insulgrip, nylon.	.625"-1.218" (15.9-30.9)	HBL7515C
Plug, Insulgrip, nylon.	.625"-1.218" (15.9-30.9)	HBL7513C
Plug, nylon, angle, 4-position.	.625"-1.187" (15.9-30.2)	HBL7977



Note: RTP is an abbreviation for reinforced thermoplastic polyester.
See page A-48 for accessories.


Dimensions in Inches (mm)




HBL9450A



HBL9451C



HBL9452C



HBL8350A

**50A, 125/250V,
3 Pole, 4 Wire Grounding,
Receptacles and Plugs**

IP20
SUITABILITY



**50A 125/250V
NEMA 14-50R
UL CSA
3(2) HP**



**50A 125/250V
NEMA 14-50P
UL CSA
3(2) HP**

Description	Cord Diameter	Catalog Number
Receptacle, black RTP.	-	HBL9450A
Plug, nylon.	.625"-1.310" (15.9-33.3)	- HBL9451C
Plug, nylon, angle, 4-position.	.625"-1.310" (15.9-33.3)	- HBL9452C

**50A, 3Ø 250V AC,
3 Pole, 4 Wire Grounding,
Receptacles and Plugs**

IP20
SUITABILITY



**50A 3Ø 250V AC
NEMA 15-50R
UL CSA
7.5 HP**



**50A 3Ø 250V AC
NEMA 15-50P
UL CSA
7.5 HP**

Description	Cord Diameter	Catalog Number
Receptacle, black RTP.	-	HBL8450A
Plug, nylon.	.625"-1.310" (15.9-33.3)	- HBL8451C
Plug, nylon, angle, 4-position.	.625"-1.310" (15.9-33.3)	- HBL8452C



**50A, 3ØY 120/208V AC,
4 Pole, 4 Wire Non-Grounding,
Receptacles and Plugs**

IP20
SUITABILITY



**50A 3ØY
120/208V AC
NEMA 18-50R
UL Listed
7.5 HP**



**50A 3ØY
120/208V AC
NEMA 18-50P
UL Listed
7.5 HP**

Description	Cord Diameter	Catalog Number
Receptacle, black RTP.	-	HBL8350A
Plug, nylon, angle, 4-position.	.625"-1.310" (15.9-33.3)	- HBL8352C

Note: RTP is an abbreviation for reinforced thermoplastic polyester.
See page A-49 for accessories.



**60A, 125/250V,
3 Pole, 4 Wire Grounding,
Receptacles and Plugs**

IP20
SUITABILITY




**60A 125/250V
NEMA 14-60R**
UL CSA
3(2) HP



**60A 125/250V
NEMA 14-60P**
UL CSA
3(2) HP

Description	Cord Diameter	Catalog Number
Receptacle, black RTP.	-	HBL9460A
Plug, nylon.	.625"-1.310" (15.9-33.3)	- HBL9461C
Plug, nylon, angle, 4-position.	.625"-1.310" (15.9-33.3)	- HBL9462C



HBL9460A

**60A, 3Ø 250V AC,
3 Pole, 4 Wire Grounding,
Receptacles and Plugs**

IP20
SUITABILITY



**60A 3Ø 250V AC
NEMA 15-60R**
UL CSA
10 HP



**60A 3Ø 250V AC
NEMA 15-60P**
UL CSA
10 HP

Description	Cord Diameter	Catalog Number
Receptacle, black RTP.	-	HBL8460A
Plug, nylon.	.625"-1.310" (15.9-33.3)	- HBL8461C
Plug, nylon, angle, 4-position.	.625"-1.310" (15.9-33.3)	- HBL8462C



HBL8461C



HBL8462C

UL
**60A, 3ØY 120/208V AC,
4 Pole, 4 Wire Non-Grounding,
Receptacles and Plugs**

IP20
SUITABILITY




**60A 3Y
120/208V AC
NEMA 18-60R**
UL Listed
7.5 HP



**60A 3Y
120/208V AC
NEMA 18-60P**
UL Listed
7.5 HP

Description	Cord Diameter	Catalog Number
Receptacle, black RTP.	-	HBL7301A
Plug, nylon.	.625"-1.310" (15.9-33.3)	- HBL7303C
Plug, nylon, angle, 4-position.	.625"-1.310" (15.9-33.3)	- HBL7302C

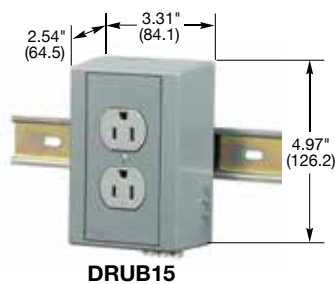


HBL7301A


Note: RTP is an abbreviation for reinforced thermoplastic polyester.
See page A-49 for accessories.

Dimensions in Inches (mm)


Hubbell's DIN Rail Utility Box offers a labor saving way to provide utility power to any control cabinet. Installing the DIN Rail Utility Box is as easy as snapping the box onto a 35mm DIN Rail and connecting the line, neutral and ground wires to the terminal block. Utility power for fans, lights, laptop computers, testers or any other power requirement. If load limiting is a concern, Hubbell's "CB" version comes with a 5 Amp circuit breaker that provides over-current protection to make sure that large loads are not drawn from the DIN Rail Utility Box. All Hubbell DIN Rail Utility Boxes may be mounted either vertically or horizontally on the DIN Rail; the "H" version comes with the terminal block mounted for easy wiring when the DIN Rail Utility Box is mounted horizontally.



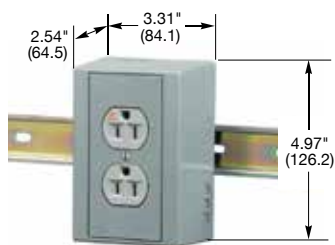
DRUB15




DRUBGF15AC



DRUBTVSS15

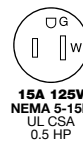


DRUBIG15



HIDRUBCKIT

Dimensions in Inches (mm)



15A 125V
 NEMA 5-15R
 UL CSA
 0.5 HP



20A 125V
 NEMA 5-20R
 UL CSA
 1 HP

Duplex Receptacles

Description	Color	Catalog Number	
Complete unit.	Gray	DRUB15	DRUB20
Complete unit, horizontal mount.	Gray	DRUB15H	-
Complete unit with 5A circuit breaker.	Gray	DRUB15CB5	-
Complete unit with 5A circuit breaker, horizontal.	Gray	DRUB15HCB5	-
Complete unit with aux.	Gray	-	DRUB20AC
Complete unit with aux and 5A circuit breaker.	Gray	-	DRUB20ACCB5
Complete unit with NEMA® 6-20R duplex (250V).	Gray	-	DRUB5462*

GFCI Duplex Receptacles

Description	Color	Catalog Number	
Complete unit.	Gray	DRUBGFI15	DRUBGFI20
Complete unit, horizontal.	Gray	DRUBGFI15H	-
Complete unit with 5A circuit breaker.	Gray	DRUBGFI15CB5	-
Complete unit with 5A circuit breaker, horizontal.	Gray	DRUBGFI15HCB5	-
Complete unit with aux GFCI contacts.	Gray	DRUBGFI15AC	DRUBGFI20AC
Complete unit, faceless with aux GFCI contacts.	Gray	-	DRUBGFI20BFAC

TVSS Duplex Receptacles

Description	Color	Catalog Number	
Complete unit.	Gray	DRUBTVSS15	-

Isolated Ground^A Duplex Receptacles

Description	Color	Catalog Number	
Complete unit.	Gray	DRUBIG15	-

Toggle Switch Unit

Description	Color	Catalog Number	
Complete unit with HBL1221.	Gray	DRUB1221AC	
Complete unit with 15A 125V SW/REC.	Gray	DRUB6404	

DIN Rail Utility Box Components

Description	Color	Catalog Number	
Pre-wired kit without circuit breaker.	Gray	DRUBKIT	
Pre-wired kit with circuit breaker.	Gray	DRUBKITCB5	
Pre-wired kit with aux.	Gray	DRUBKITAC	
Pre-wired kit with circuit breaker and aux.	Gray	DRUBKITACCB5	
Communications kit (unloaded). (For use with Network Wiring frames in section W).	Gray	HIDRUBCKIT	
Switch plate only.	Gray	KP1GY**	
Rectangular opening plate only.	Gray	KP26GY**	
1.60 in. opening plate only.	Gray	KP720GY**	
1.40 in. opening plate only.	Gray	KP7GY**	
Duplex receptacle plate only.	Gray	KP8GY**	

Note: ^ASee section M for additional information on isolated ground devices.

*DRUB5462 configuration not pictured.

**UL Listed, CSA Certified.

NEMA® is a registered trademark of the National Electrical Manufacturers Association.



15A 125V
 NEMA 5-15R
 UL CSA
 0.5 HP

Miscellaneous Receptacles

Description	Catalog Number
Receptacle, display type, brown phenolic with .060 in. brass plate and blank flush plug.	HBL5236
Replacement receptacle for HBL5236.	HBL5236M2
Replacement threaded plug for HBL5236.	HBL5236PLUG*
Receptacle, wooden floors, brown phenolic with .060 in. brass plate, blank flush plug and box.	HBL6236
Receptacle, clock hanger, brown with stainless steel plate.	HBL5235
Four outlet cluster, brown phenolic, steel cover, swivel hook. Cord grip range .296-.562 in. (7.5-14.3) cord not supplied.	HBL9259*

Note: *Not UL Listed or CSA certified.














HBL5236



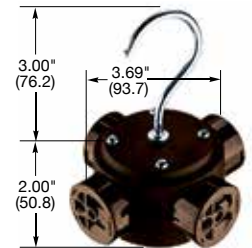
HBL5235

Special Combination Duplex Receptacles

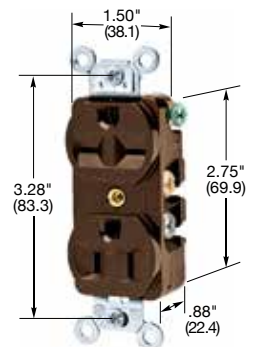
Description	Catalog Number
15A, 125V  Brown RTP, 1 feed, 1 return, back/side wired	HBL4792
 Brown RTP, 2 feeds, 1 return, side wired	HBL4794
15A, 125V  Brown RTP, 2 feeds, 2 returns, side wired	HBL4795
15A, 250V  Brown nylon face, 2 circuit, back and side wired	HBL5292
15A, 125V  Ivory nylon face, 2 circuit, back and side wired	HBL5292I
20A, 250V  Brown nylon face, 2 circuit, back and side wired	HBL5492
 Ivory nylon face, 2 circuit, back and side wired	HBL5492I
20A, 125V  Brown RTP, 2 feeds, 1 return, common ground	HBL7371
10A, 250V  15A, 125V  Brown nylon, side and back wired	HBL5392
20A, 125V  Note: This device will only accept 20A grounding plugs.	

Note: RTP is an abbreviation for reinforced thermoplastic polyester.

*Not UL Listed or CSA certified.
 See page A-46 for accessories.



HBL9259



HBL5292

Dimensions in Inches (mm)



NP8



NP26I



SS7



HBL52CM22



HBL5206WO



HBL7423WO



Wallplates, 1-Gang

Description	Color	Duplex Receptacles Catalog Number	Style Line® Receptacles Catalog Number	Single Receptacle Plate 1.40 in. (35.6) Dia. Catalog Number
Nylon, smooth.	Almond	NP8AL	NP26AL	NP7AL
	Black	NP8BK	NP26BK	NP7BK
	Brown	NP8	NP26	NP7
	Gray	NP8GY	NP26GY	NP7GY
	Ivory	NP8I	NP26I	NP7I
	Light Almond	NP8LA	NP26LA	NP7LA
	Office White	NP8OW	NP26OW	NP7OW
	Orange	NP8OR	-	-
	Red	NP8R	NP26R	NP7R
	White	NP8W	NP26W	NP7W
	Stainless steel 302/304, .035 in. (0.9) horizontal brushed finish.		SS8	SS26
Brass .04 in. (1.0), horizontal brushed finish.		SB8	SB26	SB7
Aluminum .05 in. (1.3), horizontal brushed finish.		SA8	-	SA7

Weatherproof Covers

Description	Duplex Receptacles Catalog Number	Single Receptacle Plate 1.40 in. (35.6) Dia. Catalog Number
RTP, gray, for FS/FD box mounting.	HBL5221	HBL7423WO
RTP, yellow, for FS/FD box mounting.	HBL52CM21	HBL74CM23WO
RTP, gray, for device mounting.	HBL5222	-
RTP, yellow, for device mounting.	HBL52CM22	-
Cast aluminum for FS/FD box mounting.	HBL5206WO	HBL7420
Cast aluminum for device mounting.	HBL5205WO	-

Note: All weatherproof plates are UL Listed for Wet Locations.
Those with suffix WO are listed for use with cover open, all others with cover closed.
RTP is an abbreviation for reinforced thermoplastic polyester.
See section N for additional information on cover plates.



IP44
SUITABILITY

**Weatherproof Covers
For Nylon Flanged Inlets and Flanged Receptacles**

Description	Catalog Number
RTP, gray, for FS/FD box mounting.	WP1

Note: RTP is an abbreviation for reinforced thermoplastic polyester.
See page N-23 for additional information on weatherproof covers.



WP1

IP55*
SUITABILITY

Weatherproof Boots

Description	Catalog Number
Seal-Tite® triple seal, black elastomer cover for Insulgrip® plugs (HBL5266C style), when used in a cord set, and connector bodies (HBL5269C style), when used with flanged inlets.	HBL6017
Same as above except yellow.	HBL60CM17
Seal-Tite® triple seal black elastomer cover for Insulgrip® connector bodies when used in a cord set.	HBL6018
Same as above except yellow.	HBL60CM18
Closure plug, black.	HBL6019
Closure plug, yellow.	HBL60CM19

Note: *IP55 when installed and used properly with mating components.
Boots are not UL Listed or CSA Certified.



HBL6017



HBL6018



HBL60CM19
Shown with HBL6018

PLUGOUT® Device

Description	Catalog Number
Electrical plug lockout devices for 15 and 20A straight blade plugs.	HLDMP**
PLUGOUT® Lockout device for 20 and 30A Hubbell plugs and others.	HLD**

Note: **Not UL Listed or CSA Certified.
See section Z for additional information on lockout devices.



HLDMP

Inserts

Description	Catalog Number
Replacement cord grip inserts for Valise® device, (bag of 40).	HBLVCGBK**

Note: **Not UL Listed or CSA Certified.



HLD

Dimensions in Inches (mm)



SS723



SS703



HBL9420



Wallplates

Description	Color	Single Receptacle Plate 2.16 in. (54.9) Dia. Catalog Number
Nylon, smooth, 1-gang.	Black	NP724BK
Nylon, smooth, 2-gang.	Black	NP703BK
Aluminum, .05 in. (1.3), 1-gang, smooth horizontal brushed finish.		SA723
Stainless steel 302/304, .035 in. (0.9), 1-gang, smooth horizontal brushed finish.		SS723
Stainless steel 302/304, .035 in. (0.9), 2-gang, smooth horizontal brushed finish.		SS703

IP44
 SUITABILITY



Weatherproof Lift Covers

Description	Catalog Number
Cast aluminum for FS/FD box mounting for 30A.	HBL9420
Cast aluminum for FS/FD box mounting for 50A.	HBL9425

PLUGOUT® Device

Description	Catalog Number
Electrical plug lockout device for 30, 50 and 60A devices.	HLD2

Note: See section Z for additional information on lockout devices.



HLD2

Dimensions in Inches (mm)



Wallplates, 2-Gang

Description	Catalog Number
Single Receptacle Plate 2.48 in. (63.0) Dia. Catalog Number	
Brass .04 in. (1.0), brushed, smooth.	SB701
Stainless steel 302/304, .035 in. (0.9), smooth horizontal brushed finish.	SS701



SS701



IP44
 SUITABILITY

Weatherproof Lift Covers

Description	Catalog Number
RTP, gray, lift cover plate. Will fit FS/FD boxes having plate mounting hole 3.25 in. x 3.75 in. (82.5 x 95.2), centers. Only for use with receptacles on pages A-40 to A-43 with "A" suffix.	HBL7777A
Same as above except yellow.	HBL77CM77A

Note: RTP is an abbreviation for reinforced thermoplastic polyester.



HBL7777A

PLUGOUT® Device

Description	Catalog Number
Electrical plug lockout device for 30, 50 and 60A devices.	HLD2

Note: See section Z for additional information on lockout devices.



HLD2

Dimensions in Inches (mm)



HBL8200GY

**HBL® Extra Heavy Duty, Straight Blade
Hospital Grade Duplex Receptacles**

Specifications

Receptacles	Part	Description
Typical Specification – Catalog No. HBL8200	Receptacle	15A
Manufacturer's Identification – Hubbell HBL8200	Top	PBT*
Description – Hospital Grade, Straight Blade Duplex Receptacle	Base	RTP**
Type – 2 Pole, 3 Wire, Grounding	By-Pass Power Contacts	.037 in. (.9) Brass – Nickel Finish
Rating – 15A, 125V	Clamping Plate	.031 in. (.8) Brass – Nickel Finish
Certification: UL Listed to UL 498 File E2186, Fed. Spec. WC596,	Mounting Strap	.050 in. (1.3) Brass – Nickel Finish
Hospital Grade, NEMA® WD-6 Compliant	Line Terminal Screws	#10-32 Silicone Bronze, Multiple Drive
Certified to CSA, C22.2, No. 42 File 285	Hex Head Grounding Screw	#10-32 (Green) Silicon Bronze, Multiple Drive
	Center Assembly Rivet	Silicon Bronze
	Automatic Self-Grounding Clip	Stainless Steel
	Flat Head Mounting Screws	Stainless Steel

Performance

Electrical	
Dielectric Voltage	Withstands 2,000V minimum.
Max. Working Voltage	125V or 250V as rated.
Current Interrupting	Certified for current interrupting at full rated current.
Temperature Rise	Max 30°C temperature rise at full rated current after 50 cycles of overload at 150% of rated current at a power factor of 75%.
Mechanical	
Terminal Identification	Terminals identified in accordance with UL 498 and CSA (Brass, White, Green).
Terminal Accommodation	#14-10 AWG stranded or solid copper conductor only.
Product Identification	Ratings are a permanent part of the device.
Environmental – Material	
Flammability	UL 94V-0 and UL 94-5 VA.
Operating Temperature	Maximum continuous 75°C; minimum -40°C (w/o impact).

Note: *Polybutylene Terephthalate.
**Reinforced Thermoplastic Polyester.



HBL5262

**HBL® Extra Heavy Duty, Straight Blade
 Specification Grade Duplex Receptacles**

Specifications

Receptacles	Part	Description
Typical Specification – Catalog No. HBL5262	Receptacle	15A
Manufacturer’s Identification – Hubbell HBL5262	Top	Nylon
Description – Heavy Duty Straight Blade Duplex Receptacle	Base	RTP*
Type – 2 Pole, 3 Wire, Grounding	By-Pass Power Contacts	.037 in. (.9) Brass
Rating – 15A, 125V	Wire Clamps	.031 in. (.8) Brass
Certification: UL Listed to UL498 File E2186, Guide RTRT	Mounting Strap	.050 in. (1.3) Brass
Fed. Spec. WC596, Meets NEMA® WD-6 Compliant	Line Terminal Screws	#10-32 Brass, Multiple Drive
Certified to CSA, C22.2, No. 42 File 285	Ground Screw	#10-32 Brass, Multiple Drive (Green)
	Center Assembly Rivet	Brass
	Automatic Self-Grounding Clip	Stainless Steel
	Flat Head Mounting Screws	Steel-Zinc Plated
	Ground Tension Clips	Steel-Nickel Finish

Performance

Electrical	
Dielectric Voltage	Withstands 2,000V minimum.
Max. Working Voltage	125V or 250V as rated.
Current Interrupting	Certified for current interrupting at full rated current.
Temperature Rise	Max 30°C temperature rise at full rated current after 50 cycles of overload at 150% of rated current at a power factor of 75%.
Mechanical	
Terminal Identification	Terminals identified in accordance with UL 498 and CSA (Brass, White, Green).
Terminal Accommodation	#14-10 AWG stranded or solid copper conductor only.
Product Identification	Ratings are a permanent part of the device.
Environmental – Material	
Flammability	Top: UL 94V-2. Base: UL 94V-0 and UL 94-5 VA.
Operating Temperature	Maximum continuous 75°C; minimum -40°C (w/o impact).

*Note: *Reinforced Thermoplastic Polyester.*

NEMA® is a registered trademark of the National Electrical Manufacturers Association.



**HBL® Compact Extra Heavy Duty,
 Specification Grade Receptacles**



HBL5252

Specifications

Receptacles	Part	Description
Typical Specification – Catalog No. HBL5252	Receptacle	15A
Manufacturer's Identification – Hubbell HBL5252	Top	Nylon
Description – Straight Blade Duplex Receptacle	Base	RTP*
Type – 2 Pole, 3 Wire, Grounding	Triple Wipe Power Contacts	.032 in. (.8) Brass
Rating – 15A, 125V	Wire Clamps	.062 in. (1.8) Steel
Certification – UL Listed to UL 498 File E2186, Fed. Spec. WC596, Certified to CSA 22.2, No. 42 File 285	Mounting Strap	.050 in. (1.3) Brass
	Line Terminal Screws	#8-32 Brass, Multiple Drive
	Ground Screw	#8-32 Brass, Multiple Drive (Green)
	Center Assembly Rivet	Brass
	Automatic Self-Grounding Clip	Stainless Steel
	Flat Head Mounting Screws	Steel-Zinc Plated

Performance

Electrical	
Dielectric Voltage	Withstands 2,000V minimum.
Max. Working Voltage	125V or 250V as rated.
Current Interrupting	Certified for current interrupting at full rated current.
Temperature Rise	Max 30°C temperature rise at full rated current after 50 cycles of overload at 150% of rated current at a power factor of 75%.
Mechanical	
Terminal Identification	Terminals identified in accordance with UL 498 (Brass, White, Green).
Terminal Accommodation	#14-10 AWG stranded or solid copper conductor only.
Product Identification	Ratings are a permanent part of the device.
Environmental – Material	
Flammability	UL 94V-2.
Operating Temperature	Maximum continuous 75°C; minimum -40°C (w/o impact).

*Note: *Reinforced Thermoplastic Polyester.*

Please consult the factory for product dimensions and specifications of other products listed in this catalog.



HBL® Compact Heavy Duty Style Line®, Specification Grade and Hospital Grade Straight Blade Duplex Receptacles

Specifications

Receptacle	Part	Description
Typical Specification – Catalog No. HBL2152	Receptacle	15A
Manufacturer’s Identification – Hubbell HBL2152 Receptacle	Top	Nylon
Description – Straight Blade Duplex Receptacle	Base	Nylon
Type – 2 Pole, 3 Wire Grounding	Triple Wipe Power Contacts	.031 in. (.8) Brass
Rating – 15A, 125V	Wire Clamp	.062 in. (1.8) Steel-Nickel Finish
Certification – UL File No. E2186	Mounting Strap	.050 in. (1.3) Galvanized Steel
Certified to CSA File No. 285	Ground Contact	.031 in. (.8) Brass
	Line Terminal Screws	#8-32 Brass, Multiple Drive
	Ground Screw	#8-32 Brass, Multiple Drive
	Automatic Self-Grounding Staple	Stainless Steel
	Mounting Screws	Zinc Plated Steel
Receptacle	Part	Description
Typical Specification – Catalog No. HBL2172	Receptacle	15A
Manufacturer’s Identification – Hubbell HBL2182 Receptacle	Top	Nylon
Description – Straight Blade Duplex Receptacle	Base	RTP*
Type – 2 Pole, 3 Wire Grounding	Triple Wipe Power Contacts	.031 in. (.8) Brass
Rating – 15A, 125V	Wire Clamp	.062 in. (1.8) Steel-Nickel Finish
Certification – UL Listed to UL498 File E2186,	Mounting Strap	.050 in. (1.3) Galvanized Steel
Fed. Spec. WC596, Certified to CSA File No. 285	Ground Contact	.031 in. (.8) Brass
	Line Terminal Screws	#8-32 Brass, Multiple Drive
	Ground Screw	#8-32 Brass, Multiple Drive
	Automatic Self-Grounding Staple	Stainless Steel
	Mounting Screws	Zinc Plated Steel

Performance

Electrical	
Dielectric Voltage	Withstands 2,000V minimum.
Max. Working Voltage	125V.
Current Interrupting	Certified for current interrupting at full rated current.
Temperature Rise	Max 30°C temperature rise at full rated current after 50 cycles of overload at 150% of rated current at a power factor of 75%.
Mechanical	
Terminal Identification	Terminals identified in accordance with UL 498 and CSA (Brass, White, Green).
Terminal Accommodation	#14-10 AWG stranded or solid copper conductor only.
Product Identification	Ratings are a permanent part of the device.
Environmental – Material	
Flammability	UL 94V-2.
Operating Temperature	Maximum continuous 75°C; minimum -40°C (w/o impact).

Note: *Reinforced Thermoplastic Polyester.

Please consult the factory for product dimensions and specifications of other products listed in this catalog.



SNAPConnect® Straight Blade Duplex Receptacles
Specification Grade and Hospital Grade

Specifications

Receptacle	Part	Description
Typical Specification – Catalog No. SNAP8200	Receptacle	15A
Manufacturer's Identification – Hubbell SNAP8200	Top	Nylon
Description – Straight Blade Duplex Receptacle	Base	Nylon
Type – 2 Pole, 3 Wire, Grounding	Triple Wipe Power Contacts	Brass
Rating – 15A, 125V	Mounting Strap	Galvanized Steel; Brass (HG)
Certification – UL Listed to UL 498	Automatic Self-Grounding Clip	Stainless Steel
Fed. Spec. WC596, Certified to CSA 22.2, No. 42	Flat Head Mounting Screws	Steel-Zinc Plated/Self Tapping

Connector	Contact	Connector Body	Wire
SNAP1RA	Brass	Clear Polycarbonate	6" Solid copper #12 AWG THHN/THWN-2 600V, T90 Nylon FT-1, PVC 90°C (min).
SNAP2RA	Brass	Clear Polycarbonate	6" Stranded copper #12 AWG THHN/THWN-2 600V, T90 Nylon FT-1, PVC 90°C (min).

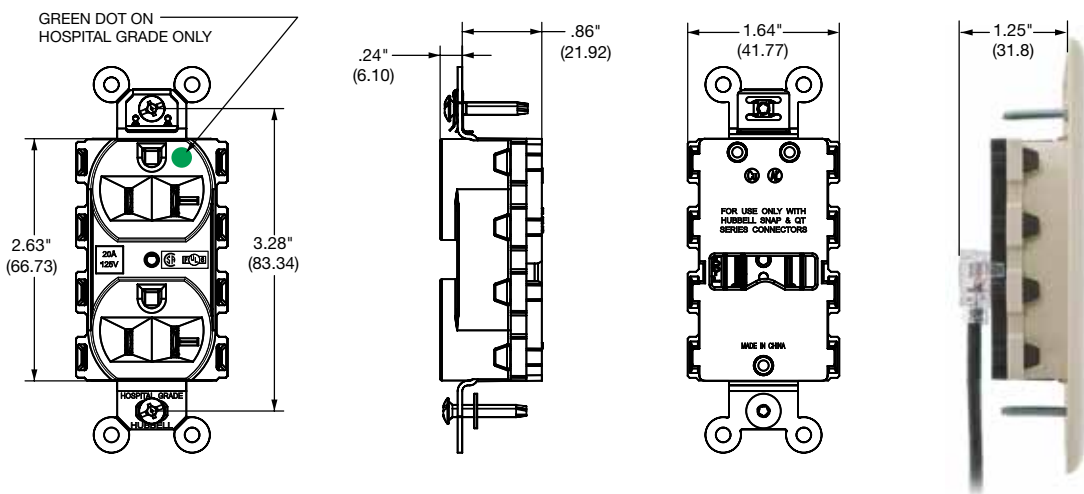
Performance

Electrical	
Dielectric Voltage	Withstands 2,000V minimum.
Max. Working Voltage	125V as rated.
Current Interrupting	Receptacle certified for current interrupting at full rated current with equivalently rated NEMA® plug.
Temperature Rise	Max 30°C temperature rise at full rated current after 50 cycles of overload at 150% of rated DC current.

Mechanical	
Terminal Wire Leads Identification	Terminal wire leads identified in accordance with UL 498 (Black, White, Green).
Product Identification	Ratings are a permanent part of the device.

Environmental – Material	
Flammability	UL 94V-2.
Operating Temperature	Maximum continuous 75°C; minimum -40°C (without impact).

Dimensions



NEMA® is a registered trademark of the National Electrical Manufacturers Association.



8200REDLTR



2182IVLTR

Hubbell-PRO Heavy Duty, Straight Blade Hospital Grade Duplex Receptacles

Specifications

Receptacle	Part	Description
Typical Specification - Catalog No. 8200	Receptacle	15A
Manufacturer's Identification - Hubbell-PRO 8200	Top	Nylon
Description - Straight Blade Hospital Grade Duplex Receptacle	Base	Nylon
Type - 2 Pole, 3 Wire, Grounding	Triple Wipe Power Contacts	.0295 in. Brass
Rating - 15A, 125V	Clamping Plate	Plated Steel
Certification - UL Listed to UL 498, Fed. Spec. WC596	Mounting Strap	.040 in. Galvanized Steel
Hospital Grade, NEMA® WD-6 Compliant	Terminal Screws	Plated Steel
Certified to CSA	Hex Head Grounding Screw	Plated Steel
	Automatic Self-Grounding Staple	Stainless Steel
	Mounting Screws	Zinc Plated Steel

Performance

Electrical	
Dielectric Voltage	Withstands 2,000V minimum.
Max. Working Voltage	125V.
Current Interrupting	Certified for current interrupting at full rated current.
Temperature Rise	Max 30°C temperature rise at full rated current after 50 cycles of overload at 150% of rated current at a power factor of 75%.
Mechanical	
Terminal Identification	Terminals identified in accordance with UL 498 and CSA (Brass, White, Green)
Terminal Accommodation	#14-10 AWG stranded or solid copper conductor only.
Product Identification	Ratings are a permanent part of the device.
Environmental – Material	
Flammability	UL 94V-2.
Operating Temperature	Maximum continuous 75°C; minimum -40°C (w/o impact).

NEMA® is a registered trademark of the National Electrical Manufacturers Association.



**USB Charger Tamper-Resistant, Straight Blade
Hospital Grade and Specification Grade Duplex Receptacles**

Specifications

USB Charger Receptacle	Part	Description
Typical Specification - Catalog No. USB8300	Charger Receptacle	Electrical 20 Amp 125V AC
Manufacturer's Identification - Hubbell USB8300		USB 3 Amp 5V DC
USB Charger	Ports	Type A, 2.0
	LED	Green Indicator
Receptacle	Top	Nylon
Description - Hospital Grade, Straight Blade Duplex Receptacle	Base	Nylon
Type - 2 Pole, 3 Wire, Grounding	Triple Wipe Power Contacts	.030 in. Cooper Alloy
Rating - 20 Amp, 125V AC, USB 3 Amp, 5V DC	Clamping Plate	Plated Steel
	Mounting Strap	.040 in. Galvanized Steel
Certification - cULus Listed to UL498 and UL1310	Terminal Screws	Plated Steel
Hospital Grade, NEMA® WD-6 Compliant (USB8200 and 8300 series only)	Hex Head Grounding Screw	Plated Steel
Complies with battery charging specification USB BC1.2	Automatic Self-Grounding Staple	Stainless Steel
Complies with Part 15 of the FCC rules	Mounting Screws	Zinc Plated Steel
Compatible with USB 1.1/2.0/3.0 devices, including Apple products		

Performance

Electrical	
Dielectric Voltage	Withstands 2,000V minimum.
Max. Working Voltage	125V.
Current Interrupting	Certified for current interrupting at full rated current.
Temperature Rise	Max 30°C temperature rise at full rated current after 50 cycles of overload at 150% of rated current at a power factor of 75%.
Mechanical	
USB Port	Stainless Steel Rated for 10,000 plug insertions and removal
Terminal Identification	Terminals identified in accordance with UL 498 and CSA (Brass, White, Green)
Terminal Accommodation	#14-10 AWG stranded or solid copper conductor only.
Product Identification	Ratings are a permanent part of the device.
Circuit Feed-Through	20 Amp 125 Volt
Environmental - Material	
Flammability	UL 94V-2.
Operating Temperature	Maximum continuous 75°C; minimum -40°C (w/o impact).

NEMA® is a registered trademark of the National Electrical Manufacturers Association.



**Hubbell-PRO Heavy Duty, Straight Blade
 Specification Grade Duplex Receptacles**

Specifications

Receptacle, Smooth Nylon Face	Part	Description
Typical Specification – Catalog No. 5252A	Receptacle	15A
Manufacturer’s Identification – Hubbell 5252A Receptacle	Top	Nylon
Description – Straight Blade Duplex Receptacle	Base	RTP*
Type – 2 Pole, 3 Wire, Grounding	Triple Wipe Power Contacts	.031 in. (.8) Brass
Rating – 15A, 125V	Wire Clamp	.062 in. (1.8) Steel-Nickel Finish
Certification – UL Listed to UL498 File E2186	Mounting Strap	.040 in. (1) Galvanized Steel
Certified to CSA File No. 285	Ground Contact	.031 in. (.8) Brass
NEMA® WD-6 Compliant	Line Terminal Screws	#8-32 Brass, Multiple Drive
	Ground Screw	#8-32 Brass, Multiple Drive
	Center Assembly Staple	.040 in. (1) Galvanized Steel
	Automatic Self-Grounding Staple	Stainless Steel
	Mounting Screws	Zinc Plated Steel
Receptacle, Finder Groove Face	Part	Description
Typical Specification – Catalog No. 5262	Receptacle	15A
Manufacturer’s Identification – Hubbell 5262 Receptacle	Top	Nylon
Description – Straight Blade Duplex Receptacle	Base	RTP*
Type – 2 Pole, 3 Wire, Grounding	Triple Wipe Power Contacts	.031 in. (.8) Brass
Rating – 15A, 125V	Wire Clamp	.062 in. (1.8) Steel-Nickel Finish
Certification – UL Listed to UL498 File E2186,	Mounting Strap	.040 in. (1) Galvanized Steel
Fed. Spec. WC596, Certified to CSA C22.2, No. 42	Ground Contact	.031 in. (.8) Brass
NEMA® WD-6 Compliant	Line Terminal Screws	#8-32 Brass, Multiple Drive
	Ground Screw	#8-32 Brass, Multiple Drive
	Center Assembly Staple	.040 in. (1) Galvanized Steel
	Automatic Self-Grounding Staple	Stainless Steel
	Mounting Screws	Zinc Plated Steel

Performance

Electrical	
Dielectric Voltage	Withstands 2,000V minimum.
Max. Working Voltage	125V.
Current Interrupting	Certified for current interrupting at full rated current.
Temperature Rise	Max 30°C temperature rise at full rated current after 50 cycles of overload at 150% of rated current at a power factor of 75%.
Mechanical	
Terminal Identification	Terminals identified in accordance with UL 498 and CSA (Brass, White, Green)
Terminal Accommodation	#14-10 AWG stranded or solid copper conductor only.
Product Identification	Ratings are a permanent part of the device.
Environmental – Material	
Flammability	UL 94V-2.
Operating Temperature	Maximum continuous 75°C; minimum -40°C (w/o impact).

Note: *Reinforced Thermoplastic Polyester.
 Please consult the factory for product dimensions and specifications of other products listed in this catalog.

NEMA® is a registered trademark of the National Electrical Manufacturers Association.



CR15ALP1



DR15GRYP1

**Commercial Specification Grade
 Receptacles with Wire Leads**

Specifications

Part

Top	Nylon
Base	Nylon
Double Wipe Power Contacts	.030 in. (.8) Brass

Finish

Mounting Strap	.040 in. (1) Galvanized Steel
Ground Contact	.031 in. (.8) Brass
Line Terminal Screws	-
Ground Screw	-
Wire Leads	8" Solid or Stranded copper #12 AWG THHN/THWN-2 600V, T90 nylon FT-1, PVC 90°C (min)
Automatic Self-Grounding Staple	Stainless Steel
Mounting Screws	Zinc Plated Steel

Certification

UL Listed	UL498
Fed. Spec.	WC596*
Certified to CSA	C22.2, No. 42

Performance

Electrical

Dielectric Voltage	Withstands 2,000V minimum.
Max. Working Voltage	125V.
Current Interrupting	Certified for current interrupting at full rated current.
Temperature Rise	Max 30°C temperature rise at full rated current after 100 cycles of overload at 150% of rated current.

Mechanical

Terminal Identification	-
Terminal Accommodation	-
Product Identification	Ratings are a permanent part of the device.

Environmental – Material

Flammability	UL 94V-2.
Operating Temperature	Maximum continuous 75°C; minimum -40°C (w/o impact).

*Note: *Decorator and Commercial Tamper-Resistant devices are not Fed. Spec. Listed.*



CRF151



BR15LA



DR20I



CR20TR



DR20GRYWR

**Commercial Specification
 Grade Receptacles**

Specifications

Part	Standard	Weather Resistant
Top	Nylon	Nylon (UV Rated)
Base	Nylon	Nylon
Double Wipe Power Contacts	.030 in. (.8) Brass	.030 in. (.8) Brass
Wire Clamp	.062 in. (1.6) Steel-Nickel Plated	.062 in. (1.6) Steel-Nickel Plated
Finish		
Mounting Strap	.040 in. (1) Steel (Galvanized)	.040 in. (1) Galvanized Steel
Ground Contact	.031 in. (.8) Brass	.031 in. (.8) Brass
Line Terminal Screws	#8-32 Plated Steel, Multiple Drive	#8-32 Stainless Steel, Multiple Drive
Ground Screw	#8-32 Plated Steel, Multiple Drive	#8-32 Stainless Steel, Multiple Drive
Automatic Self-Grounding Staple	Stainless Steel	Stainless Steel
Mounting Screws	Zinc Plated Steel	Stainless Steel
Certification		
UL Listed	UL498	UL498
Fed. Spec.	WC596*	WC596*
Certified to CSA	C22.2, No. 42	C22.2, No. 42

Performance

Electrical		
Dielectric Voltage	Withstands 2,000V minimum.	Withstands 2,000V minimum.
Max. Working Voltage	125V.	125V.
Current Interrupting	Certified for current interrupting at full rated current.	Certified for current interrupting at full rated current.
Temperature Rise	Max 30°C temperature rise at full rated current after 100 cycles of overload at 150% of rated current.	Max 30°C temperature rise at full rated current after 100 cycles of overload at 150% of rated current.
Mechanical		
Terminal Identification	Terminals identified in accordance with UL 498 and CSA (Brass, White, Green).	Terminals identified in accordance with UL 498 and CSA (Brass, White, Green).
Terminal Accommodation	#14-10 AWG stranded or solid copper conductor only.	#14-10 AWG stranded or solid copper conductor only.
Product Identification	Ratings are a permanent part of the device.	Ratings are a permanent part of the device.
Environmental – Material		
Flammability	UL 94V-2.	UL 94V-2.
Operating Temperature	Maximum continuous 75°C; minimum -40°C (w/o impact).	Maximum continuous 75°C; minimum -40°C (w/o impact).

Note: *Decorator and Commercial Tamper-Resistant devices are not Fed. Spec. Listed.



HBL415I

4-PLEX® Receptacles

Specifications

Receptacle	Part	Description
Typical Specification – Catalog No. HBL415	Receptacle	15 or 20A
Manufacturer's Identification – Hubbell 4-PLEX HBL415	Top	Polycarbonate
Description – Straight Blade, Multiple Outlet Receptacle	Base	Polycarbonate
Type – 2 Pole, 3 Wire, Grounding	Power Contacts	.032 in. (.8) Brass
Rating 15A, 125V	Ground Contacts	.031 in. (.8) Brass
Certification – Listed to UL Standard 498 File E2186	Ground Plate	.032 in. (.8) Plated Steel
Certified to CSA 22.2, No. 42 File 285	(Hospital Grade)	.050 in. (1.3) Plated Steel
	Line and Neutral Terminal Plate	.031 in. (.8) Brass
	Line Terminal Screw	#8-32 Brass
	Ground Screw	#8-32 Brass (Green)

Performance

Electrical	
Dielectric Voltage	Withstands 2,000V minimum.
Max. Working Voltage	125V.
Current Interrupting	Capable of withstanding a fault level of 1000A, per UL498.
Temperature Rise	Max 30°C temperature rise at full rated current after 50 cycles of overload current at 150% of rated current at a power factor of 75%.
Mechanical	
Terminal Identification	Terminals identified in accordance with UL498 and CSA (Brass, White, Green).
Terminal Accommodation	#14-12 AWG stranded or solid copper conductor only.
Product Identification	Ratings are a permanent part of the device.
Environmental	
Flammability	UL 94V-2.
Operating Temperature	Maximum continuous 75°C; minimum -40°C (w/o impact).



HBL5266C



HBL5269C

Insulgrip® Plugs and Connector Bodies

Specifications

Plugs	Part	Description
Typical Specification – Catalog No. HBL5266C		Plug
Manufacturer’s Identification – Hubbell HBL5266C		Housing
Description – Straight Body Plug		Blade Holder
Type – 2 Pole, 3 Wire, Grounding		Retainer
Rating – 15A, 125V		Cord Clamp
Verified to Fed. Spec. WC596		Contact Blades
Certification – UL Listed to UL498 File E1706,		Ground Contact Blade
CSA Certified to C22.2 No. 42 File 280		Line Terminal Screws
IP Suitability – IP20		Ground Screw
		Wire Clamps
		15A
		Nylon – Black
		Nylon – Natural
		Polycarbonate – Clear
		Nylon – Natural
		.060 in. (1.5) Brass
		.040 in. (1.0) Copper Alloy
		#8-32 Brass, Multiple Drive
		#8-32 Brass, Multiple Drive (Green)
		.062 in. (1.6) Steel – Nickel Finish
Connector Bodies	Part	Description
Typical Specification – Catalog No. HBL5269C		Connector Body
Manufacturer’s Identification – Hubbell HBL5269C		Housing
Description – Straight Body Connector		Contact Holder
Type – 2 Pole, 3 Wire, Grounding		Retainer
Rating – 15A, 125V		Cord Clamp
Verified to Fed. Spec. WC596		Power Contacts
Certification – UL Listed to UL498 File E1706,		Line Terminal Screws
CSA Certified to C22.2 No. 42 File 280		Ground Screw
IP Suitability – IP20		Wire Clamps
		15A
		Nylon – Black
		Nylon – Natural
		Polycarbonate – Clear
		Nylon – Natural
		.040 in. (1.0) Copper Alloy
		#8-32 Brass, Multiple Drive
		#8-32 Brass, Multiple Drive (Green)
		.062 in. (1.6) Steel – Nickel Finish

Performance

Electrical	
Dielectric Voltage	Withstands 2,000V minimum.
Max. Working Voltage	125V or 250V as rated.
Current Interrupting	Certified for current interrupting at full rated current.
Temperature Rise	Max 30°C temperature rise at full rated current after 50 cycles of overload at 150% of rated current at a power factor of 75%.
Mechanical	
Terminal Identification	Terminals identified in accordance with UL498 and CSA (Brass, White, Green).
Terminal Accommodation	#18-10 AWG copper conductors only.
Product Identification	Ratings are a permanent part of the device.
Torque Range	12 in./lb. terminal screws, 7 in./lb. assembly screws.
Cord Diameter Range	.230–.720 in. (5.8–18.3) integral cord grip.
Environmental – Material	
Flammability	UL 94HB or better.
Operating Temperature	Maximum continuous 75°C; minimum – 40°C (w/o impact).



HBL5965VY



HBL5969VY

Valise® Plugs and Connectors

Specifications

Plugs	Part	Description
Typical Specification – Catalog No. HBL5965VY	Plug	15A
Manufacturer's Identification – Hubbell HBL5965VY	Housing	Nylon
Description – Straight Body Plug	Contact Blades	Brass
Type – 2 Pole, 3 Wire, Grounding	Ground Blade	Brass
Rating – 15A, 125V	Line Terminal Screws	Steel-Copper, Multiple Drive
Verified to Fed. Spec. WC596	Ground Screw	Steel (Green), Multiple Drive
Certification – UL Listed to UL 498 File E1706, CSA Certified to C22.2 No. 42 File 280C	Cable Inserts	Poly Phenylene Oxide
IP Suitability – IP20	Wire Clamps	Steel
	Body Holding Screws	Steel, Multiple Drive
Connector Bodies	Part	Connector
Typical Specification – Catalog No. HBL5969VY	Connector Body	15A
Manufacturer's Identification – Hubbell HBL5969VY	Housing	Nylon
Description – Straight Body Connector	Contact and Ground Springs	Brass
Type – 2 Pole, 3 Wire, Grounding	Line Terminal Screws	Steel-Copper, Multiple Drive
Rating – 15A, 125V	Ground Screw	Steel (Green), Multiple Drive
Verified to Fed. Spec. WC596	Cable Inserts	Poly Phenylene Oxide
Certification – UL Listed to UL 498 File E1706, CSA Certified to C22.2 No. 42 File 280C	Wire Clamps	Steel
IP Suitability – IP20	Body Holding Screws	Steel, Multiple Drive

Performance

Electrical	
Dielectric Voltage	Withstands 2,000V minimum.
Max. Working Voltage	125V or 250V as rated.
Current interrupting	Certified for current interrupting at full rated current.
Temperature Rise	Max 30°C temperature rise at full rated current after 50 cycles of overload at 150% of rated current at a power factor of 75%.
Mechanical	
Terminal Identification	Terminals identified in accordance with UL 498 and CSA (Brass, White, Green).
Terminal Accommodation	Copper conductors only. 2 Wire 15A Only #18-14 AWG, 2 Wire 20A & 3 Wire #18-12 AWG, Hospital Grade #16-12 AWG, I.D. Valise #18-16 AWG.
Product Identification	Molded Rating on Device Face.
Torque	12 in./lb. terminal screws, 7 in./lb. assembly screws.
Cord Diameter Range	2-Wire 15A Only .218–.385 in. (5.5–9.8), 2-Wire 20A & 3 Wire .220–.660 in. (5.6–16.8), Hospital Grade .300–.660 in. (7.6–16.8), I.D. Valise .230–.360 in. (5.8–9.1).
Environmental – Material	
Flammability	UL 94V-2.
Operating Temperature	Maximum continuous 75°C; minimum -40°C (w/o impact).
Standards	
NEMA® WD1	
NEMA® Configurations	
Listed to UL Standard UL498	
Certified to CSA Standard C22.2 No. 42	
Verified to Federal Spec WC596	

NEMA® is a registered trademark of the National Electrical Manufacturers Association.



IEC 320 Devices

Specifications

Receptacle	
Catalog Number	H320R
Description	IEC Configuration compatible straight blade panel mount receptacle.
Type	2 Pole + earth.
Rating	16A 250V AC for European service; 20A 250V AC for North American service.
Certification	UL Listed 20A 250V AC – File No. E2186; CSA Certified 20A 250V AC – File No. 17337.
Terminal Accommodation	North American – #16-12 AWG stranded or solid copper conductor only. International – 1.55mm ² –2.5mm ² .
Connector	
Catalog Number	H320C
Description	IEC Detachable straight blade connector.
Type	2 Pole + earth.
Rating	16A 250V AC for European service; 20A 250V AC for North American service.
Configuration	IEC 60320-1 Style appliance coupler, C19.
Certification	UL Listed 20A 250V AC – File No. E1706; CSA Certified 20A 250V AC – File No. 17337; UL Classified to IEC 320, 16A 250V AC – File No. E111246;
Cord Accommodation	North American – 16/3SJ-12/3SJ (.325–.475 in. dia.); International – (HAR cord) 3x1.5mm ² –3x2.5mm ² (8mm–12mm dia.).
IP Suitability	IP20.
Plug	
Catalog Number	H320P
Description	IEC Configuration compatible straight blade Valise® plug.
Type	2 Pole + earth.
Rating	16A 250V AC for European service; 20A 250V AC for North American service.
Certification	UL Listed 20A 250V AC – File No. E1706; CSA Certified 20A 250V AC – File No. 17337.
Cord Accommodation	North American – 16/3 SJ-12/3SJ (.325–.475 in. dia.); International – (HAR cord) 3x1.5mm ² 3x2.5mm ² (8–12mm dia.).
IP Suitability	IP20.
Inlet	
Catalog Number	H320B and H320BL
Description	IEC Straight blade panel mount power inlet.
Type	2 Pole + earth.
Rating	16A 250V AC for European service; 20A 250V AC for North American service.
Configuration	IEC 60320-1 Style appliance coupler, C20.
Certification	UL Listed 20A 250V AC – File No. E1706; CSA Certified 20A 250V AC – File No. 17337; UL Classified to IEC 320, 16A 250V AC – File No. E111246;
Terminal Accommodation	VDE Certified at 16A 250V AC – File No. 12469 1550 1002. North American – #16-12 AWG stranded or solid copper conductor only. International – 1.5mm ² –2.5mm ² .



HBL9431C



HBL9430A

Heavy Duty Insulgrip® Plugs and Receptacles

Specifications

Plug	Part	Description
Typical Specification - Catalog No. HBL9431C	Plug	30A
Manufacturer's identification - Hubbell HBL9431C	Housing	Supertough Nylon
Description - Straight Body Plug	Blade Holder & Retainer	Reinforced Thermoplastic Polyester
Type - 3 Pole, 4 Wire, Grounding	Blades	Brass
Rating - 30A, 125/250V	Terminal Screws	3/8 in. Allen Head, Plated Steel
Certification - UL Listed File E1706, CSA Certified*	Box Terminals	Copper Alloy
IP Suitability - IP20	Cord Clamps	Reinforced Thermoplastic Polyester
	Mounting and Clamp Screws	Stainless Steel
	Cord Grip Range	.625–1.310 in. (15.9–33.3)
Receptacle	Part	Description
Typical Specification - Catalog No. HBL9430A	Receptacle	30A
Manufacturer's Identification - Hubbell HBL9430A	Housing Construction	Reinforced Thermoplastic Polyester
Description - Single Receptacle	Mounting Plate	.062 in. (1.5) Pre-Plated Steel
Type - 3 Pole, 4 Wire, Grounding	Contacts	Brass
Rating - 30A, 125/250V	Ground Shunt	Brass
Certification - UL Listed File E2186, CSA Certified	Terminal Screws	3/8 in. Allen Head, Plated Steel
	Box Terminals	Copper

Performance

Electrical	
Dielectric Voltage	Withstands 2,000V minimum.
Max. Working Voltage	125V or 250V as rated.
Current Interruption	Certified for current interrupting at full rated current.
Temperature Rise	Max 30°C temperature rise at full rated current after 50 cycles of overload at 150% of rated current at a power factor of 75%.
Mechanical	
Terminal Identification	Terminals identified in accordance with UL 498 (Brass, White, Green).
Terminal Accommodation	#12 AWG through #4 AWG copper wire only.
Production Identification	Ratings are a permanent part of the device.
Environmental	
Flammability	Receptacle: UL 94 VO. Plug: UL 94 HB (Housing), UL 94 VO (Blade Holder and Retainer).
Operating Temperature	Maximum continuous 60°C, minimum -40°C (w/o impact).

Note: *Listed to UL Standard 498 (Attachment Plugs and Receptacles), Certified to CSA Standard 42M (General Use Receptacles, Attachments, Plugs and Singular Wiring Devices) where applicable.