



Description: Two Conductors
 16 AWG, Semi-Conductive PE,
 TPE, Semi-Conductive PVC,
 Braid Shield, and PVC Jacket

Date: 4/24/2012

JM Part Number: TBD
Reference: H2227 PO2 Cathode

Components Two 16 AWG Insulated Conductors

Conductor: 16 AWG, 19/.0117 tinned copper

Insulation: .006" nominal wall of ETFE .068"

Cable Construction

Uninsulated Conductor: 16 AWG, 19/.0117 tinned copper

Cabling: Two insulated conductors and one uninsulated conductor twisted together

Inner Layer: .025" nominal wall of Black Semi-Conductive Polyethylene .186"

Middle Layer: .127" nominal wall of Red TPE .440"

Outer Layer: .0125" nominal wall of Black Semi-Conductive PVC .465"

Shield: 34 AWG tinned copper braid, 80% coverage .492"

Jacket: .032" nominal wall of Gray PVC .555"

Print

Unprinted

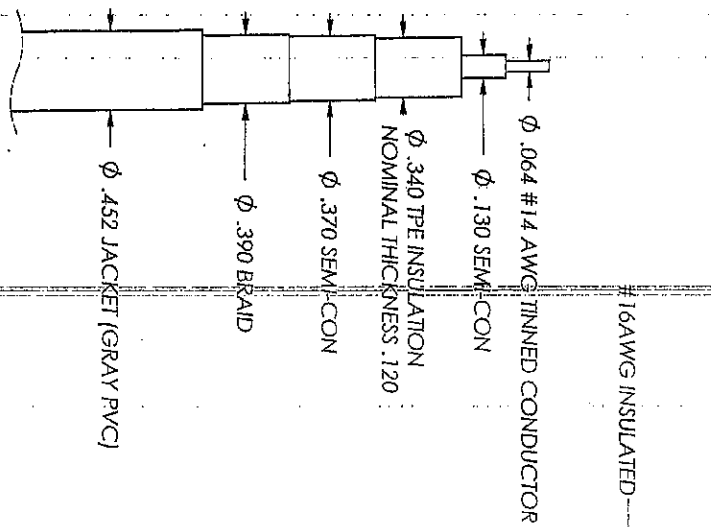
Requirements

Operating Voltage: 75KV DC

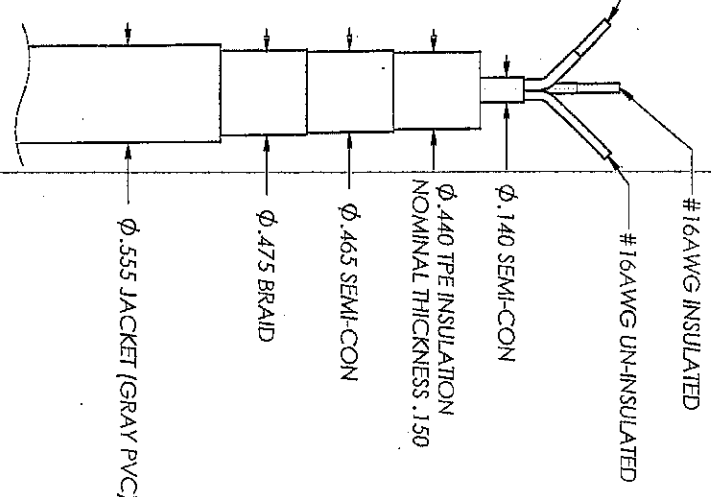
Capacitance: 31 pF/ft, nominal

HV16T19F/75KVS-8JM

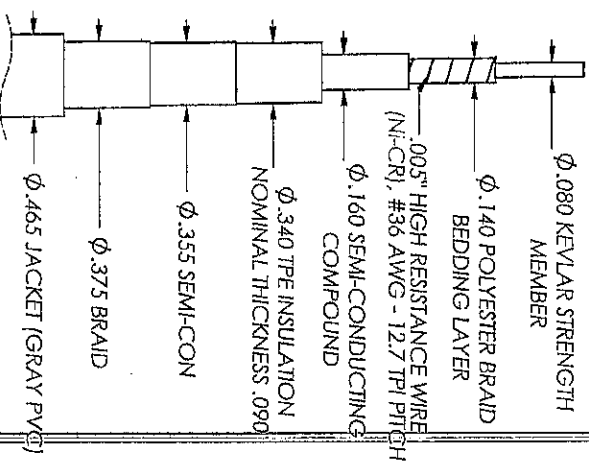
Written By:	rjc	4/24/2012	Rev. 0	Initial Issue
Revised By:				
Revised By:				
Revised By:				



H2227P01 ANODE
CAPACITANCE - 15.5 PICO FARADS PER FT.
BEND RADIUS: 2.0 INCH



H2227P02 CATHODE
CAPACITANCE - 31 PICO FARADS PER FT.
BEND RADIUS: 2.5 INCH



H2227P03 HV RESISTANCE CABLE
76.2 ± 10% OHMS/FT OF CONDUCTOR CORE
BEND RADIUS: 2.0 INCH

PROPRIETARY AND CONFIDENTIAL
THE INFORMATION CONTAINED IN THIS
DRAWING IS THE SOLE PROPERTY OF
PARKER MEDICAL INC. ANY
REPRODUCTION IN PART OR AS A WHOLE
WITHOUT THE WRITTEN PERMISSION OF
PARKER MEDICAL INC. IS
PROHIBITED.

UNLESS OTHERWISE SPECIFIED:	
DIMENSIONS ARE IN INCHES	
TOLERANCES:	
FRACTIONAL ±	
ANGULAR: MATCH ±	BEND ±
TWO PLACE DECIMAL ±	THREE PLACE DECIMAL ±
INTERPRET GEOMETRIC TOLERANCING PER:	
MATERIAL	
FINISH	
USED ON:	
APPLICATION:	
DO NOT SCALE DRAWING	

DRAWN	NAME	DATE
CHECKED	MLH	11/29/11
BNG APPR.	WPH	11/29/11
MFG APPR.	TJH	11/29/11
QA		
COMMENTS:		

PARKER MEDICAL, INC.	
TITLE:	
HV X-RAY CABLE	
SIZE	DWG. NO.
A	H22227
SCALE: 1:1	WEIGHT:
SHEET 1	OF 1
REV	04