



Middle Atlantic Products **Structured Cabling Products**


- Open Frame Racks
- Cable Management
- Wall Mounts
- Enclosures
- Power Distribution
- Thermal Management
- Accessories




Middle Atlantic Products
EXCEPTIONAL SUPPORT & PROTECTION™

Table of Contents

Open Frame Racks	Pgs.
2-Post Open Frame Racks - Threaded	4 - 5
4-Post Open Frame Racks - Threaded	6 - 7
Cable Management	Pgs.
Vertical Cable Managers for Open Frame Racks	8 - 9
Vertical Cable Lacing Strips and Cable Management Items	10
Fiber/Cable Spools and Horizontal Cable Managers	11
Cable Ladders	12 - 13
Horizontal Lacer Bars	14
Wall Mounts	Pgs.
Swing Frame Rack	15
Pivoting Panel Mount and Vertical Panel Mount	16
Hinged Panel Mount and Wall Mount Open Frame Rack	17
Enclosures	Pgs.
DRK Series Gangable Cable Management Rack Enclosure	18 - 19
WMRK Series Server Enclosures	20 - 21
MRK Series Gangable Rack Enclosures	22 - 23
Raised Floor Enclosure Support System™	24 - 25
WR Series Roll Out Rotating System in Steel Host Enclosure	26
IDF Series Ceiling Mount Cabinet	27
Pivoting/Wall Mount Cabinets	Pgs.
CWR Series CableSafe™ Data Wall Cabinet	28
DWR Series Wall Cabinet	29
SR Series Pivoting Floor Mount Cabinet	30
HDR Series Low-Profile Wall Mount Horizontal Equipment Cabinet and TOR Series Tilt Out Wall Cabinet	31
WRP/WRS Series and SPM Series Wall Mount Cabinets	32
Power Lighting and Distribution	Pgs.
Rack Lighting	33
SignalSafe™ IEC Power Cords	34
Vertical Power Products	35 - 36
Multi-Mount™ Rackmount Power and Spike Bonding Hardware	37
Rackmount Power Distribution, Control, and Sequencing	38
Thermal Management	Pgs.
High CFM Rear Doors and Controller	39
UQFP Series Ultra Quiet Fan Panels	40
Fan and Fan Trays	41
Accessories	Pgs.
Security Covers and Accessory Panels	42
Vent and Blank Panels	43
Rackmount LCD Keyboard & Rackmounts for LCDs	44
MS/UFA Shelves and Keyboard Sliding Shelves	45
Rackshelves	46 - 48
Rackmount Storage	49
Rack Screws and Accessories	50
Technical Resources	Pg. 50



What Does Seismic Certified Mean?

Seismic certification ensures that the essential equipment housed in the enclosure can survive a seismic event. This is critical in the many seismic areas throughout the world, and is often a requirement in other mission critical installations as well.

Most welded, floor standing Middle Atlantic Products enclosures are seismic certified at no extra charge, which ensures that they provide the structural integrity required for your installation to meet UBC, CBC, IBC, ASCE and NFPA standards.

Available Seismic Cabinets Include:



DRK Series



WMRK Series



MRK Series







































R2 Series



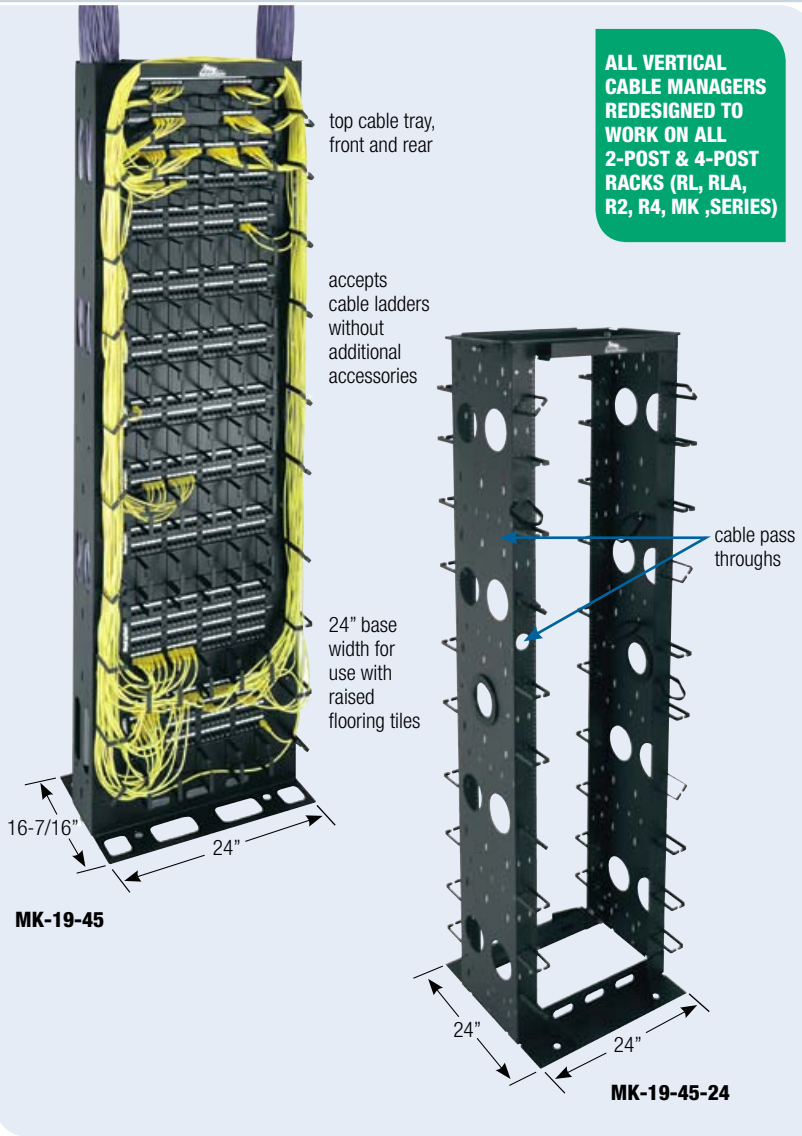
MK Series



Product Index

2-Post Open Frame Racks  Pgs. 4 - 5	4-Post Open Frame Racks  Pgs. 6 - 7	Vertical Cable Managers  Pgs. 8 - 9	Vertical Cable Lacing Strips  Pg. 10	Horizontal Cable Managers  Pg. 11	Cable Ladders  Pgs. 12 - 13
Horizontal Lacer Bars  Pg. 14	Swing Frame Rack  Pg. 15	Pivoting Panel Mount & Vertical Panel Mount  Pg. 16	Hinged Panel Mount & Wall Mount Rack  Pg. 17	Gangable Cable Management Rack  Pgs. 18 - 19	Server Enclosures  Pgs. 20 - 21
Gangable Rack Enclosures  Pgs. 22 - 23	Raised Floor Enclosure Support System™  Pgs. 24 - 25	Roll Out Rotating System  Pg. 26	Ceiling Mount Cabinet  Pg. 27	CableSafe™ Data Wall Cabinet  Pg. 28	DWR Series Wall Cabinet  Pg. 29
Pivoting Floor Mount Cabinet  Pg. 30	Tilt Out & Horizontal Equipment Cabinet  Pg. 31	WRP/WRS & SPM Series Wall Mount Cabinets  Pg. 32	Rack Lighting  Pg. 33	SignalSafe™ IEC Power Cords  Pg. 34	Vertical Power Products  Pgs. 35 - 36
Multi-Mount™ Power Products  Pg. 37	Power Distribution, Control & Sequencing  Pg. 38	High CFM Rear Doors  Pg. 39	Ultra Quiet Fan Panels  Pg. 40	Fans and Fan Trays  Pg. 41	Security Covers & Accessory Panels  Pg. 42
Vent & Blank Panels  Pg. 43	Rackmount LCD Keyboard  Pg. 44	MS/UFA Shelves & Keyboard Sliding Shelves  Pg. 45	Rackshelves  Pgs. 46 - 48	Rackmount Storage  Pg. 49	Rack Screws & Accessories  Pg. 50

2-Post Cable Management Racks - Threaded



Dimensions

45 RU - 84.25" h x 24" w x 16" d
 45 RU - 84.25" h x 24" w x 24" d

Construction

16-gauge steel
 10-32 threaded, 1/8" thick

Finish

Black powder coat

Weight Capacity

16" d - 500 lbs.
 24" d - 800 lbs.

Shipping Weight

16" d - 65 lbs.
 24" d - 85 lbs.



EIA/TIA Compliant

Spec. #
 96-281
 for full
 product
 info.



Part #	Description
MK-19-45	7 ft. cable management rack, 19" EIA mounting width, 24" w x 16" deep foot print, 6" deep channels, includes 100 rack screws
MK-19-45-24	7 ft. cable management rack, 19" EIA mounting width, 24" w x 24" deep foot print, 14" deep channels, includes 100 rack screws




RECOMMENDED ACCESSORIES

Accessory Type	Part #	Description
power strip	PD-2415SC-NS	60" power strip with (24) 5-15R outlets and 10 ft. cord and 5-15P plug
	PD-815SC-NS	18" power strip with (8) 5-15R outlets and 10 ft. cord and 5-15P plug
	PD-915R	1 RU rackmount power distribution unit (9) outlet, 15 Amp, 9 ft. cord
shelving	PB-90	vertical power strip mounting bracket (pair)
	U2MS	2 RU center mount shelf 18" deep, 50 lb. weight capacity
	U2V	2 RU front mount shelf 14.5" deep, 50 lb. weight capacity – vented
hardware	HP	100 pieces additional 10-32 mounting screws
cable management*	HCM-1D	1 RU "D-Ring" style horizontal cable managers
	HCM-2D	2 RU "D-Ring" style horizontal cable managers
	PCS-3-MK	fiber/cable spools 3" deep, 10 pack
	PCS-8-MK	fiber/cable spools 8" deep, 10 pack

*see pg. 8 for vertical managers



2-Post Open Frame Racks - Threaded



UL LISTED

GREENGUARD RoHS


EIA/TIA Compliant

Revit Spec. # **96-972** for full product info. **A&E**

Models Available

ALL VERTICAL CABLE MANAGERS REDESIGNED TO WORK ON ALL 2-POST & 4-POST RACKS (RL, RLA, R2, R4, MK ,SERIES)

RLA19-1245



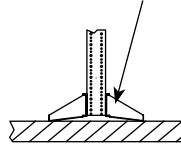
GREENGUARD RoHS

EIA/TIA Compliant

UL LISTED

Spec. # **96-053** for full product info. **A&E**

gusseted base conforms to uneven floors, no shimming required



RL10-45



GREENGUARD RoHS

EIA/TIA Compliant

Mission Critical SEISMIC CERTIFIED

Spec. # **96-01107** for full product info. **A&E**

shown with optional vertical manager

R2-44S

RLA Series Aluminum 2-Post

The industry standard RLA series 2-post open frame rack incorporates a 15" deep heavy-duty aluminum base and includes holes so that the rack can be secured to the floor.

- 12-24 threaded front and rear, with numbered RU increments
- Channels constructed from 3/16" aluminum
- Available in silver brushed aluminum or black powder coat finish
- Includes 50 rack screws
- Static load capacity - 1,600 lbs. when properly loaded and anchored
- UL Listed in the US and Canada. UL Listed load capacity - 400 lbs.

RL Series Steel 2-Post

RL series 19" 2-post open frame racks incorporate a self-squaring, self-leveling design for easy assembly. Top rails accommodate standard cable ladders.

- Threaded 10-32 or 12-24, with numbered RU increments
- Channels constructed from 11-gauge steel to provide extra strength
- Finished in a black powder coat
- Includes 50 rack screws
- Static load capacity - 1,600 lbs. when properly loaded and anchored
- UL Listed in the US and Canada. UL Listed load capacity - 400 lbs.

R2-44S Seismic 2-Post


The R2-44S Seismic 2-post open frame rack incorporates a heavy duty 3/8" thick steel base that provides additional structural integrity to the steel frame. Top pattern accepts a variety of cable ladders with no additional adapter required. Ships assembled and ready to install.

- 10-32 threaded front and rear, with numbered RU increments
- Channels constructed from 11-gauge steel to provide extra strength
- Finish in a black powder coat
- Includes 50 rack screws
- Seismic Certified capacity 850 lbs.

Part #*	Racking Height	Overall Height	Panel Width	Finish
RLA19-1251B	89-1/2" (51 RU)	96-1/8"	19"	black
RLA19-1245	78-3/4" (45 RU)	84"	19"	silver
RLA19-1245B	78-3/4" (45 RU)	84"	19"	black

Part #	Racking Height	Overall Height	Thread Size
RL10-45	78-3/4" (45 RU)	84"	10-32
RL10-38	66-1/2" (38 RU)	72"	10-32
RL12-45	78-3/4" (45 RU)	84"	12-24

Part #	Racking Height	Overall Height
R2-44S	77" (44 RU)	84"



The CSB cantilever support base adds stability to RL Series Steel 2-Post Racks. The CSB is especially helpful for installations when cantilever shelves are used to mount heavy equipment and the center-of-gravity is shifted to the rear of the rack. Black powder coat finish.

Part # CSB

RECOMMENDED ACCESSORIES

Accessory Type	Part #	Description
power strip	PD-2415SC-NS	60" power strip with (24) 5-15R outlets and 10 ft. cord and 5-15P plug
	PD-815SC-NS	18" power strip with (8) 5-15R outlets and 10 ft. cord and 5-15P plug
	PD-915R	1 RU rackmount power distribution unit (9) outlet, 15 Amp, 9 ft. cord
shelving	PB-90	vertical power strip mounting bracket
	U2MS	2 RU center mount shelf 18" deep, 50 lb. weight capacity
cable management*	U2V	2 RU front mount shelf 14.5" deep, 50 lb. weight capacity - vented
	HCM-1D	1 RU "D-Ring" style horizontal cable managers
	HCM-2D	2 RU "D-Ring" style horizontal cable managers


*see pg. 8 for vertical managers



4-Post Open Frame Racks - Threaded



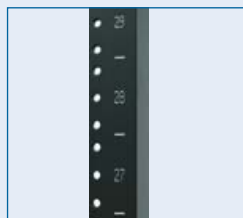
R412-4524B
with 12-24
threaded rackrail



mounting locations
for optional power



mounting locations
for additional fully
adjustable rail



numbered RU
increments speed
equipment mounting

Dimensions

38 RU - 72" h x 20.25" w x (24, 30)" d (overall 36" d)
45 RU - 84" h x 20.25" w x (24, 30)" d (overall 36" d)
51 RU - 96" h x 20.25" w x (24, 30)" d (overall 42" d)

Construction

3/16" extruded aluminum
12-24 threaded holes
Side panels available, see website
www.middleatlantic.com/dcm/rack/r4.htm
Includes 3rd set of adjustable rail

Finish

Black anodized/black powder coat

Weight Capacity

UL Listed - 800 lbs. (load capacity)

Shipping Weight

75 - 89 lbs.



EIA/TIA Compliant



Spec. #
96-01076
for full
product
info.



Part #	Description
R412-3824B	6 ft. 38 RU 4-post open frame rack, 24" useable depth, 12-24 threaded, includes 100 rack screws
R412-3830B	6 ft. 38 RU 4-post open frame rack, 30" useable depth, 12-24 threaded, includes 100 rack screws
R412-4524B	7 ft. 45 RU 4-post open frame rack, 24" useable depth, 12-24 threaded, includes 100 rack screws
R412-4530B	7 ft. 45 RU 4-post open frame rack, 30" useable depth, 12-24 threaded, includes 100 rack screws
R412-5124B	8 ft. 51 RU 4-post open frame rack, 24" useable depth, 12-24 threaded, includes 100 rack screws
R412-5130B	8 ft. 51 RU 4-post open frame rack, 30" useable depth, 12-24 threaded, includes 100 rack screws

RECOMMENDED ACCESSORIES

Accessory Type	Part #	Description
power strip	PD-2415SC-NS	60" power strip with (24) 5-15R outlets and 10 ft. cord with 5-15P plug
	PD-815SC-NS	18" power strip with (8) 5-15R outlets and 10 ft. cord with 5-15P plug
	PD-915R	1 RU rackmount power distribution unit (9) outlet, 15 Amp, 9 ft. cord
	PB-90	vertical power strip mounting bracket to face front or back of any rack (pair)
shelving	VSA-1626	< 1 RU 4-point mounting shelf, 400 lb. capacity
	VSA-2744	< 1 RU 4-point mounting shelf, 400 lb. capacity
hardware	U2V	2 RU front mount shelf 14.5" deep, 50 lb. weight capacity - vented
	HP-24	100 pieces additional mounting screws
cable management	HCM-1D	1 RU "D-Ring" style horizontal cable managers
	HCM-2D	2 RU "D-Ring" style horizontal cable managers
vertical management (see pgs. 8-10)	LACE-44-OWP	44 RU vertical lacer strip with tie posts
	LACE-23-OWP	23 RU vertical lacer strip with tie posts



4-Post Open Frame Racks - Cage Nut/Server Mount

Dimensions

45 RU - 84"h x 20.25"w x (24, 30, 36)"d (overall 36"d)
 51 RU - 96"h x 20.25"w x (24, 30, 36)"d (overall 42"d)

Construction

3/16" extruded aluminum
 Cage nut style rackrail
 Side panels available, see website
www.middleatlantic.com/dcm/rack/r4.htm
 Includes 3rd set of adjustable rail

Finish

Black powder coat

Weight Capacity

UL Listed - 800 lbs. (load capacity)

Shipping Weight

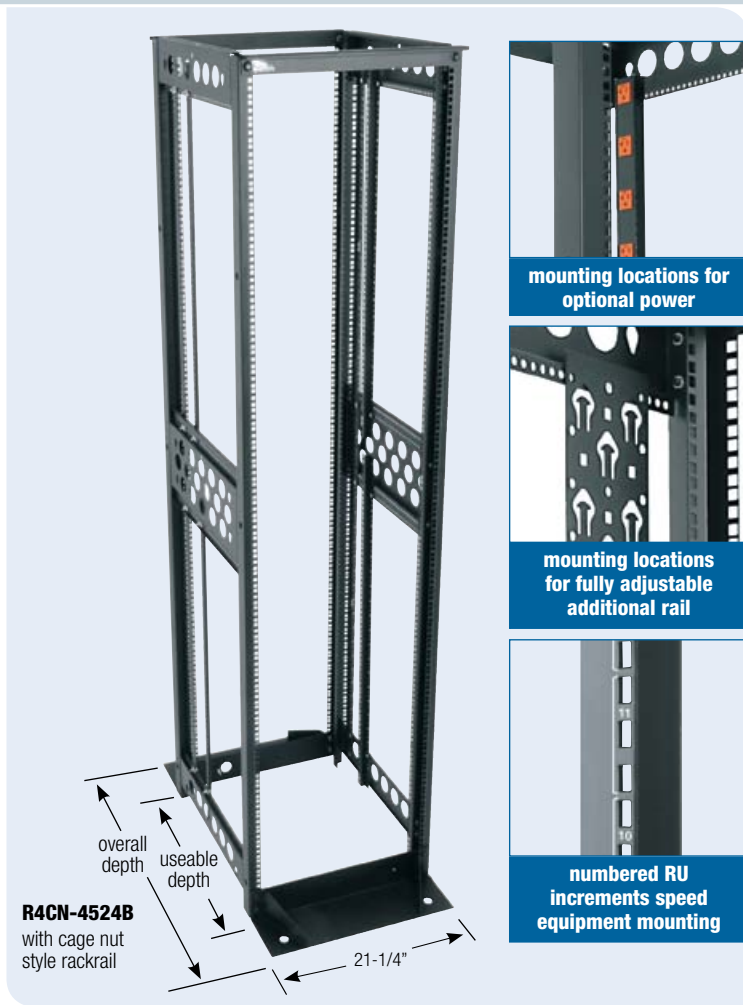
75- 89 lbs.



EIA/TIA Compliant



Spec. #
96-01076
 for full
 product
 info.



R4CN-4524B
 with cage nut
 style rackrail

mounting locations for optional power

mounting locations for fully adjustable additional rail

numbered RU increments speed equipment mounting

Part #	Description
R4CN-4524B	7 ft. 45 RU 4-post frame rack, 24" useable depth, square hole server mounting rails, includes (100) 6 mm screws and cage nuts
R4CN-4530B	7 ft. 45 RU 4-post frame rack, 30" useable depth, square hole server mounting rails, includes (100) 6 mm screws and cage nuts
R4CN-4536B	7 ft. 45 RU 4-post frame rack, 36" useable depth, square hole server mounting rails, includes (100) 6 mm screws and cage nuts
R4CN-5124B	8 ft. 51 RU 4-post frame rack, 24" useable depth, square hole server mounting rails, includes (100) 6 mm screws and cage nuts
R4CN-5130B	8 ft. 51 RU 4-post frame rack, 30" useable depth, square hole server mounting rails, includes (100) 6 mm screws and cage nuts
R4CN-5136B	8 ft. 51 RU 4-post frame rack, 36" useable depth, square hole server mounting rails, includes (100) 6 mm screws and cage nuts

RECOMMENDED ACCESSORIES

Accessory Type	Part #	Description
power strip	PD-2415SC-NS	60" power strip with (24) 5-15R outlets and 10 ft. cord with 5-15P plug
	PD-815SC-NS	18" power strip with (8) 5-15R outlets and 10 ft. cord with 5-15P plug
	PD-915R	1 RU rackmount power distribution unit (9) outlet, 15 Amp, 9 ft. cord
	PB-90	vertical power strip mounting bracket to face front or back of any rack (pair)
shelving	VSA-2744	< 1 RU 4-point mounting shelf, 400 lb. capacity
	U2V	2 RU front mount shelf 14.5" deep, 50 lb. weight capacity - vented
hardware	CN6MM-100 HP-6MM	100 pieces additional mounting screws
cable management	HCM-1D	1 RU "D-Ring" style horizontal cable managers
	HCM-2D	2 RU "D-Ring" style horizontal cable managers
vertical management (see pgs. 8-10)	LACE-44-OWP	44 RU vertical lacer strip with tie posts
	LACE-23-OWP	23 RU vertical lacer strip with tie posts



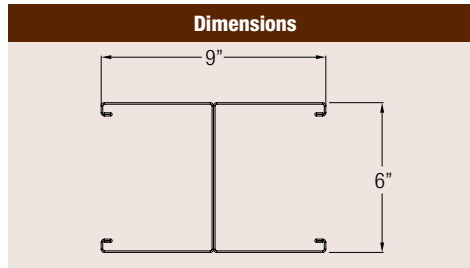
Vertical Cable Managers for Open Frame Racks




Duct System and Lift-Off Covers

CK Series managers mount on all MK, RL, RLA and R4 Series open frame rack systems. Optional split lift-off covers fit on front and rear of both center and end unit styles. Built with dual channel design to handle extra large cable bundles while providing simple distribution provisions in the front and rear.

Part #	Description
CK-45	45 RU center organizer
CK-45E	45 RU end organizer
CK-45C	45 RU organizer cover - 2 pieces



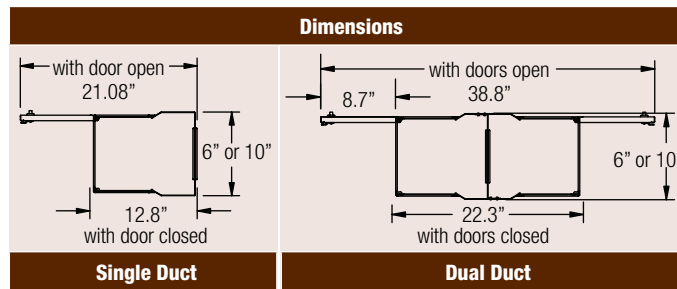
ALL VERTICAL CABLE MANAGERS REDESIGNED TO WORK ON ALL 2-POST & 4-POST RACKS (RL, RLA, R2, R4, MK SERIES)



Vertical Finger Duct System with Door

VCD Series managers mount on all MK, RL, RLA and R4 Series open frame rack systems.

10" Wide	6" Wide	Description
VCD-10-51-DC	VCD-6-51-DC	8 ft. (51 RU) dual cable duct system
VCD-10-51-SC	VCD-6-51-SC	8 ft. (51 RU) single cable duct system
VCD-10-45-DC	VCD-6-45-DC	7 ft. (45 RU) dual cable duct system
VCD-10-45-SC	VCD-6-45-SC	7 ft. (45 RU) single cable duct system
-	VCD-6-38-DC	6 ft. (38 RU) dual cable duct system
-	VCD-6-38-SC	6 ft. (38 RU) single cable duct system



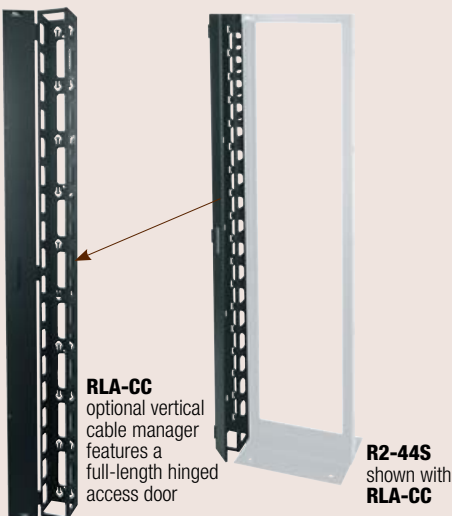
GREENGUARD Certified by ULQCS

EIA/TIA Compliant

UL LISTED US

Spec. # **96-01077** for full product info.

A&E

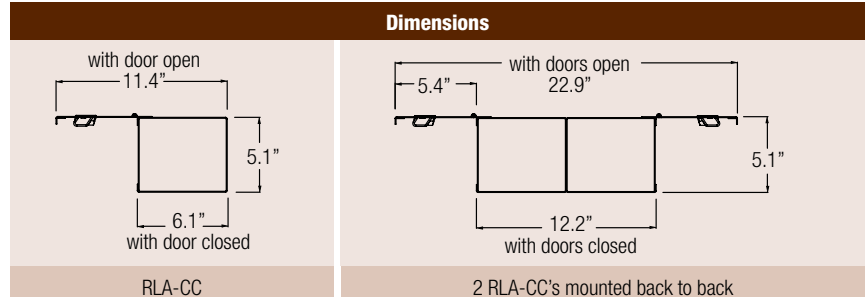


Vertical Cable Chase with Hinged Door

RLA-CC Series managers mount on all MK, R2, RL, RLA and R4 Series 45 space open frame rack systems, while providing abundant cable pass-throughs & cable lacing points.

Part #	Description
RLA-CC	7 ft. (45 RU) duct with hinged cover

Order 2 single ducts to make an economical dual channel organizer



Plastic Cable Ducts for Open Frame Racks

Plastic Cable Ducts for 2-Post and 4-Post Racks


Provide a cost effective solution to protect, route and organize cables and cords.

- Available in 2", 3", and 4" widths, all with strong metal backing
- Available in 3" and 4" depths, single channel and 6" and 8" depths dual channel
- Slotted finger design allows for horizontal cable access exactly where it's needed
- Fingers can be easily removed to create larger openings
- Plastic covers provide organization while keeping cables hidden
- Ideal for medium to low density installations
- Ready to mount to either side or in between two 2- and 4-post racks

Part #	Racking Height	Size	Type
PCD-2-3-51SC	51 RU	2"w X 3"d	single
PCD-2-3-45SC	45 RU	2"w X 3"d	single
PCD-2-3-38SC	38 RU	2"w X 3"d	single
PCD-3-3-51SC*	51 RU	3"w X 3"d	single
PCD-3-6-51DC*	51 RU	3"w X 6"d	dual
PCD-3-3-45SC*	45 RU	3"w X 3"d	single
PCD-3-6-45DC*	45 RU	3"w X 6"d	dual
PCD-3-3-38SC*	38 RU	3"w X 3"d	single
PCD-3-6-38DC*	38 RU	3"w X 6"d	dual
PCD-4-4-51SC*	51 RU	4"w X 4"d	single
PCD-4-8-51DC*	51 RU	4"w X 8"d	dual
PCD-4-4-45SC*	45 RU	4"w X 4"d	single
PCD-4-8-45DC*	45 RU	4"w X 8"d	dual
PCD-4-4-38SC*	38 RU	4"w X 4"d	single
PCD-4-8-38DC*	38 RU	4"w X 8"d	dual

*Plastic cable ducts can mount in between two racks, for 38 RU and higher sizes only

Part #	Racking Height	Size	Type
PCD-2-3-30SC	30 RU	2"w X 3"d	single
PCD-2-3-25SC	25 RU	2"w X 3"d	single
PCD-2-3-20SC	20 RU	2"w X 3"d	single
PCD-2-3-15SC	15 RU	2"w X 3"d	single
PCD-2-3-12SC	12 RU	2"w X 3"d	single
PCD-2-3-8SC	8 RU	2"w X 3"d	single




Plastic Cable Ducts for 2-Post and 4-Post Racks

EIA/TIA Compliant

- Matches and integrates well with Middle Atlantic PCD Series ducts
- Available in single piece and 4 packs; includes hinged cover

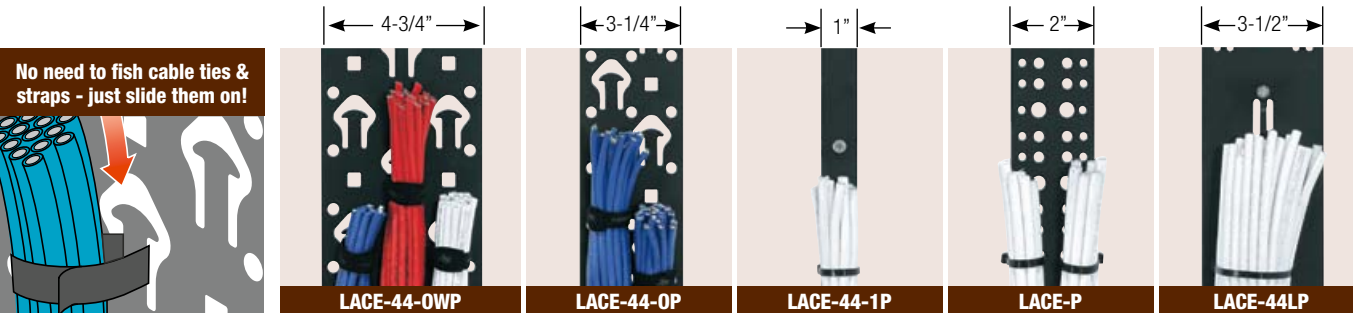
Single Piece Part #	4 Pack Part #	Description
PHCM-1-2	PHCM-1-2-P4	1 RU (1-3/4") plastic finger horizontal cable manager, 2" deep
PHCM-1-4	PHCM-1-4-P4	1 RU (1-3/4") plastic finger horizontal cable manager, 4" deep
PHCM-2-3	PHCM-2-3-P4	2 RU (3-1/2") plastic finger horizontal cable manager, 3" deep



Vertical Cable Lacing Strips and Cable Management Items

Vertical Lacing Strips

Perforated steel lacer strips mount vertically to rackrail brackets and provide many locations for securing cable bundles. LACE-OWP and LACE-OP strips include tie posts for sliding on pre-wrapped cable bundles using 1/2" hook-and-loop straps or cable ties. Some lacer strips also accept cage nuts or mounting of select power strips for increased versatility. All strips sold in packs of 6.



Part #	Width	Racking Height	Tie Points	Qty	Compatible Cable Management Options				
					Cable Ties	TSW	TW-12	Cage Nuts	Anti-Slip Cable Pads
LACE-5254-OWP*	4-3/4"	52-54 RU	mixed slip-on posts, cage nut holes and round holes	6	✓	✓	✓	✓	✓
LACE-44-OWP*	4-3/4"	44 RU	mixed slip-on posts, cage nut holes and round holes	6	✓	✓	✓	✓	✓
LACE-40-OWP*	4-3/4"	40 RU	mixed slip-on posts, cage nut holes and round holes	6	✓	✓	✓	✓	✓
LACE-37-OWP*	4-3/4"	37 RU	mixed slip-on posts, cage nut holes and round holes	6	✓	✓	✓	✓	✓
LACE-23-OWP*	4-3/4"	23 RU	mixed slip-on posts, cage nut holes and round holes	6	✓	✓	✓	✓	✓
LACE-13-OWP*	4-3/4"	13 RU	mixed slip-on posts, cage nut holes and round holes	6	✓	✓	✓	✓	✓
LACE-5254-OP	3-1/4"	52-54 RU	mixed slip-on posts, cage nut holes and round holes	6	✓	✓	✓	✓	-
LACE-44-OP*	3-1/4"	44 RU	mixed slip-on posts, cage nut holes and round holes	6	✓	✓	✓	✓	-
LACE-40-OP*	3-1/4"	40 RU	mixed slip-on posts, cage nut holes and round holes	6	✓	✓	✓	✓	-
LACE-37-OP*	3-1/4"	37 RU	mixed slip-on posts, cage nut holes and round holes	6	✓	✓	✓	✓	-
LACE-23-OP*	3-1/4"	23 RU	mixed slip-on posts, cage nut holes and round holes	6	✓	✓	✓	✓	-
LACE-13-OP*	3-1/4"	13 RU	mixed slip-on posts, cage nut holes and round holes	6	✓	✓	✓	✓	-
LACE-44LP	3-1/2"	44 RU	raised cable tie points	6	✓	-	✓	-	-
LACE-37LP	3-1/2"	37 RU	raised cable tie points	6	✓	-	✓	-	-
LACE-P*	2"	45 RU	round holes	6	✓	✓	-	-	-
LACE-37P*	2"	37 RU	round holes	6	✓	✓	-	-	-
LACE-13P*	2"	13 RU	round holes	6	✓	✓	-	-	-
LACE-44-1SP	1"	44 RU	10 pre-installed tie saddles	6	✓	incl.	✓	-	-
LACE-37-1SP	1"	37 RU	9 pre-installed tie saddles	6	✓	incl.	✓	-	-
LACE-5254-1P	1"	52-54 RU	tie saddles	6	✓	✓	-	-	-
LACE-44-1P*	1"	44 RU	tie saddles	6	✓	✓	-	-	-
LACE-37-1P*	1"	37 RU	tie saddles	6	✓	✓	-	-	-

*NOTE: Also accepts mounting of PD Slim and PDT Series vertical power.

Anti-Slip Cable Pad

The Anti Slip Cable Pad is made with a high friction material and mounts to OWP Series lace strips. By reducing the tendency for vertical cable bundles to slip, these pads reduce the force required to secure cables, which in turn helps ensure that sensitive cables operate at their designed performance level.

- Reduces risk of over tightening of tie points to ensure proper cable performance
- High tack polymer material gives a permanent high friction surface
- Helps cable stay in place and not slip at tie points

Part #	Qty
ASP-OWP	4
ASP-OWP-6	24



Cable Management Straps

Fasten cable bundles securely while maintaining the integrity of the cable. TW12 reusable cable management straps are made from Velcro® and are perfect for managing cables that are sensitive to strain. These straps are 8" long and are sold in 12 piece packs.

Part #	Description	Qty
TW12	8" cable/wire management straps	12



Cable Tie Saddles

Accommodates cable ties and hook & loop straps up to 3/4" wide, including the TW12 cable management strap. Mounts to wall or specified LACE bars. Sold in packs of 15 and includes mounting hardware.

Part #	Description	Qty
TSW-15	cable tie saddles & hardware	15



Fiber/Cable Spools and Horizontal Cable Managers

Fiber/Cable Spools


Manage excess fiber or copper cable slack within a rack.

- Provides for proper bend radius for cables
- Available in 1-3/8", 3", and 8" depth sizes
- 4-pack configurations include mounting hardware & 2 brackets to allow for making a complete circle
- 10-pack configurations specially designed to mount on Middle Atlantic Products MK Series cable management racks
- 2 RU panel includes two spools which can rotate in 90° intervals



Spec. #
96-01115
for full
product
info.

Part #	Racking Height	Type	Part #	Racking Height	Type
PCS-1-4	1-3/8" deep	4 pieces	PCS-8-2H	8" deep	2 RU panel
PCS-3-4	3" deep	4 pieces	PCS-1-MK	1-3/8" deep Kit for MK Series	10 pieces
PCS-8-4	8" deep	4 pieces	PCS-3-MK	3" deep Kit for MK Series	10 pieces
PCS-1-2H	1-3/8" deep	2 RU panel	PCS-8-MK	8" deep Kit for MK Series	10 pieces
PCS-3-2H	3" deep	2 RU panel			



Protective Grommet Strip

Place this flexible grommet material around openings and knockouts for additional cable protection. Fits any material up to 1/8" thick. Includes 30 ft. of black grommet.

Part #	Description
GR-30	grommet, 30 feet



Rackmount Cable Tray

EIA/TIA Compliant

Handy horizontal cable tray mounts on any 19" rack or cabinet & neatly routes cable bundles from side to side. Turn-downs on sides help maintain the required cable bend radius. Finished in a durable black powder coat.


Part #	Racking Height
HCT-1	1-3/4" (1 RU)
HCT-2	3-1/2" (2 RU)



Hinged Horizontal Cable Managers

Conceal patch cables while providing cable strain relief with the hinged horizontal cable managers. These 19" cable managers provide a strong, attractive method for organizing patch cords and maintaining the required bend radius. The hinged front panel has a magnetic closure and conceals cables dressed between components and cable chases. Ample cable pass-throughs provided for dressing cables above, below, to the sides and behind the cable manager. Finished in a durable black powder coat.


Part #	Racking Height	Depth
HHCM-1	1-3/4" (1 RU)	3-5/8"
HHCM-2	3-1/2" (2 RU)	3-5/8"



Horizontal Cable Managers

EIA/TIA Compliant

Organize patch cords and maintain a required bend radius. Available in a wide variety of styles to suit any application. The D-Ring provides a creative solution for adding individual D-Rings to a rack or on a wall using appropriate fasteners. For optimal performance, do not exceed a 50% fill rate when passing cables through cable rings. Constructed from 16-gauge steel, and finished in a durable black powder coat.



Part #	Description	Panel Width	Cable Rings Fill Area	End Rings Fill Area
HCM-1	1-3/4" (1 RU) "micro-clip" style	19"	7/8 in. ²	—
HCM-1V	1-3/4" (1 RU) "micro-clip" style, w/ end D-Rings	19"	7/8 in. ²	7-1/2 in. ²
HCM-1D	1-3/4" (1 RU) "D-Ring" style	19"	3-1/8 in. ²	—
HCM-1DV	1-3/4" (1 RU) "D-Ring" style, w/ end D-Rings	19"	3-1/8 in. ²	7-1/2 in. ²
HCM-2D	3-1/2" (2 RU) "D-Ring" style	19"	7-1/2 in. ²	—
HCM-2DV	3-1/2" (2 RU) "D-Ring" style, w/ end D-Rings	19"	7-1/2 in. ²	7-1/2 in. ²
HCM-1DR	1-3/4" (1 RU) "D-Ring", front & rear	19"	6-1/4 in. ²	—
HCM-2DR	3-1/2" (2 RU) "D-Ring", front & rear	19"	15 in. ²	—
D-Ring	wall mount/rackmount "D-Ring"	—	7-1/2 in. ²	—



Cable Ladders

Ladder Sections

A complete line of 12", 18", and 24" wide, fully welded cable ladders. Cable ladder sections ship fully boxed, which minimizes product damage and simplifies shipping and storage. Highly durable finish consists of 2 layers of black powder coat and is exceptionally scratch resistant. Compatible with most popular brands and accessories of cable ladders, these will work on both new and retrofit installations.

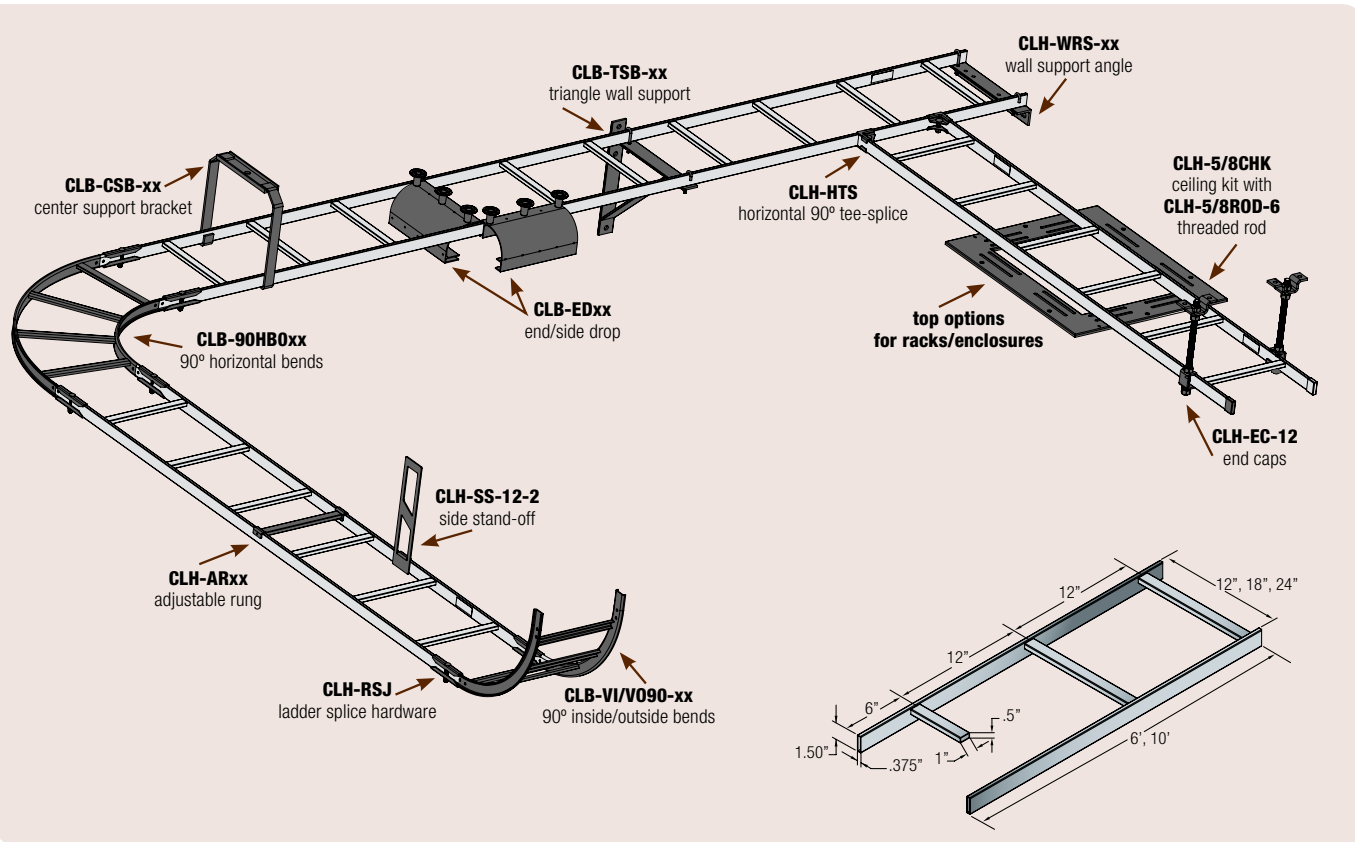
CUSTOM WIDTHS AND RUNG PLACEMENT AVAILABLE. CALL FOR DETAILS.

RoHS **EIA/TIA Compliant**

CLASSIFIED **UL** US

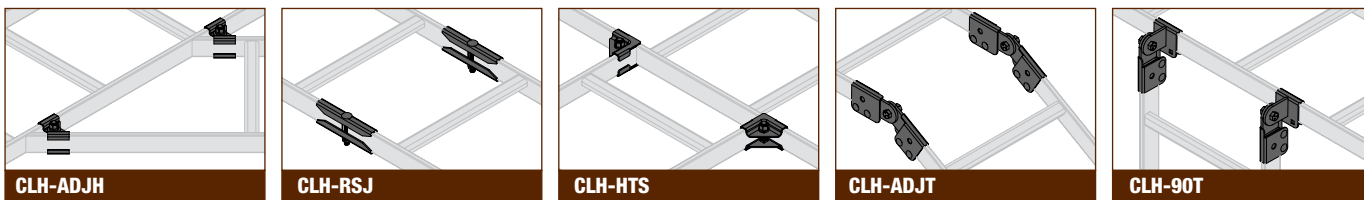
Spec. # **96-986**
for full product info.

Revit
Models Available



12" Wide Bulk Packs	12" Wide Part #	18" Wide Part #	24" Wide Part #	Description
CLB-6-12 (12 pieces)	CLB-6	CLB-6-W18	CLB-6-W24	6' long straight ladder section, black
CLB-10-12 (12 pieces)	CLB-10	CLB-10-W18	CLB-10-W24	10' long straight ladder section, black
CLB-90HB-4 (4 pieces)	CLB-90HB	CLB-90HB-W18	CLB-90HB-W24	90° horizontal bend, black
CLB-VI90-4 (4 pieces)	CLB-VI90	CLB-VI90-W18	CLB-VI90-W24	90° vertical inside bend, black
CLB-V090-4 (4 pieces)	CLB-V090	CLB-V090-W18	CLB-V090-W24	90° vertical outside bend, black

Junction and Splice Hardware - All Hardware has Black Finish



Part #	Qty	Description
CLH-ADJH	1 pair	adjustable horizontal splice hardware
CLH-ADJH-6	6 pairs	adjustable horizontal splice hardware
CLH-RSJ	1 pair	ladder end splice hardware
CLH-RSJ-6	6 pairs	ladder end splice hardware
CLH-HTS	1 pair	horizontal 90° tee splice hardware

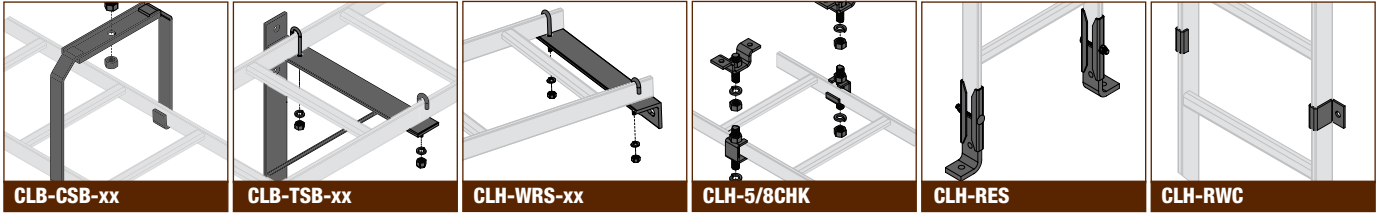
Part #	Qty	Description
CLH-HTS-6	6 pairs	horizontal 90° tee splice hardware
CLH-ADJT	1 pair	adjustable ladder end splice hardware
CLH-ADJT-6	6 pairs	adjustable ladder end splice hardware
CLH-90T	1 pair	adjustable 90° tee splice hardware
CLH-90T-6	6 pairs	adjustable 90° tee splice hardware



Cable Ladders

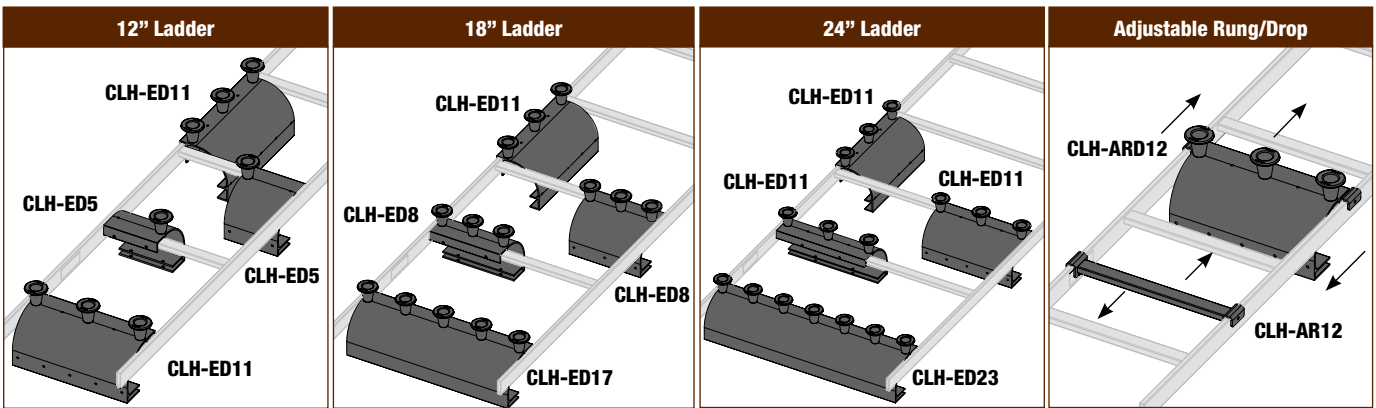
Wall/Ceiling Mounts - All Hardware has Black Finish

CUSTOM WIDTHS AND RUNG PLACEMENT AVAILABLE. CALL FOR DETAILS.



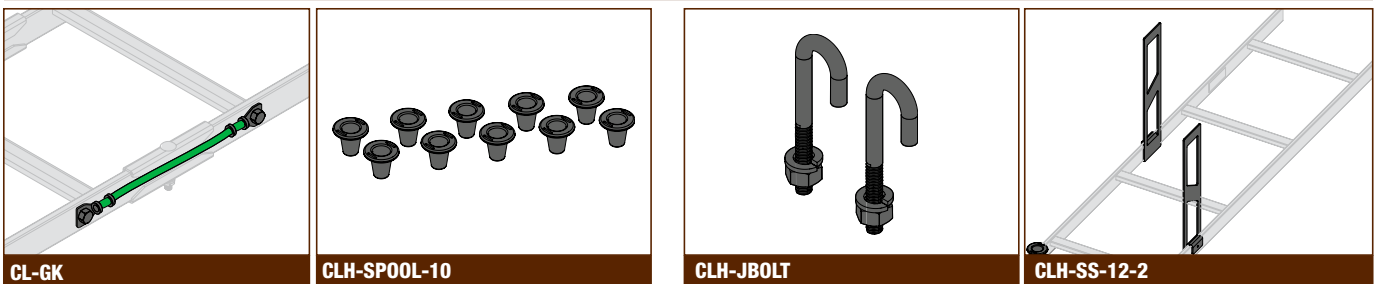
12" Wide (Bulk 6 Pack)	12" Wide Part #	18" Wide Part #	24" Wide Part #	Description
CLB-CSB-6	CLB-CSB	CLB-CSB-W18	CLB-CSB-W24	center support bracket
CLB-TSB-6	CLB-TSB	CLB-TSB-W18	CLB-TSB-W24	triangle wall support bracket
CLH-WRS-6	CLH-WRS or CLH-WRS-W6-W12	CLH-WRS-W18-W24	CLH-WRS-W18-W24	ladder wall support angle
CLH-5/8CHK-6		CLH-5/8CHK		5/8" slotted ceiling kit, fits all widths
-		CLH-5/8ROD-12-4		12" long section 5/8" threaded rod, 4 pieces
-		CLH-5/8ROD-6		6" long section 5/8" threaded rod, 1 piece
CLH-RES-6		CLH-RES		ladder end support hardware, fits all widths
CLH-RWC-6		CLH-RWC		ladder wall clamp, fits all widths

Side, End Drops and Adjustable Rungs



12" Wide (Bulk 4 Pack)	12" Wide Part #	18" Wide Part #	24" Wide Part #	Description
-	CLH-AR12	CLH-AR18	CLH-AR24	adjustable rung (no drop)
-	CLH-ARD12	CLH-ARD18	CLB-ARD24	adjustable rung drop with spools
CLH-ED11-4	CLH-ED11	CLH-ED17	CLH-ED23	end drop with spools
-		CLH-ED5		5" wide end drop with spools, fits all widths
-		CLH-ED8		8" wide end drop with spools, fits all widths
CLH-SD8-4		CLH-SD8		8" wide side drop with spools, fits all widths


Accessories



Part #	Description
CL-GK	cable ladder bonding kit
CLH-EC-12	cable ladder end caps (12 pieces)
CLH-JBOLT	5/16" J-bolts and nuts (1 pair)
CLH-SPOOL-10	cable management spools (10 pieces)
CLH-5/8ROD-12-4	12" long section 5/8" threaded rod, 4 pieces

Part #	Description
CLH-5/8ROD-6	6' long section 5/8" threaded rod, 1 piece
CLH-SS-12-2	12" high, side stand-off, 2 pieces
MK-LA	ladder adapter kit for MK-19-45-RL & RLA Series racks
MW-LA	top option for DRK, MRK, WRK, VRK and VMRK Series enclosures





90° Bend Lacer Bars

EIA/TIA Compliant

These LBP-xxR90 series offset lacer bars are similar to our other offset round lacer bars, but feature 90° bends to provide full-width support. Can also be used to provide clearance around components that extend past the rear rackrail (16-5/8" open width). 1/4" diameter rod with flattened ends.

Part #	Style	Qty	Part #	Style	Qty
LBP-1.5R90	90°, 1.5" offset round rod	10	LBP-6R90	90°, 6" offset round rod	10
LBP-4R90	90°, 4" offset round rod	10	LBP-10R90	90°, 10" offset round rod	10




Round Lacer Bars

EIA/TIA Compliant

Use the LBP-1R round lacer bar when a small profile is required and for lacing small or individual horizontal cable runs. 1/4" diameter rod with flattened ends.

Part #	Style	Qty
LBP-1R	round rod	10




Rectangular Lacer Bars

EIA/TIA Compliant

Use the LBP-1S lacer bar when lacing cables vertically or horizontally. Aluminum construction provides the ability to drill holes to attach tie saddles, mount electrical boxes, etc. This lacer bar can also be used to support the rear of equipment. 3/16" thick aluminum, 1/4" diameter rod with flattened ends.

Part #	Style	Qty
LBP-1S	rectangular bar	10



L-Shaped Lacer Bars

EIA/TIA Compliant

"L" shaped lacer bars are strong and provide fixed tie points. The LBP-2A, LBP-4A and LBP-6A have a 2", 4" and 6" offset, respectively. Choose the appropriate offset bar based on the distance from the rear of equipment to the rackrail.

Part #	Style	Qty	Part #	Style	Qty
LBP-1A	"L" bar	10	LBP-4A	"L" bar, 4" offset	10
LBP-2A	"L" bar, 2" offset	10	LBP-6A	"L" bar, 6" offset	10




Round Lacer Bars with Offset

EIA/TIA Compliant

Use the LBP-1.5 & LBP-1R4 when lacing small bundles or individual cables off the rear of equipment, patch panels and other components to relieve cable stress from the connections. Choose the appropriate offset based on the distance from the rear of equipment to the rackrail. 1/4" diameter rod with flattened ends.

Part #	Style	Qty	Part #	Style	Qty
LBP-1R4	4" offset round rod	10	LBP-1.5	1.5" offset round rod	10




Horizontal Lacer Panel

EIA/TIA Compliant

Use the LBP-LTF and UP1P for lacing large amounts of cable or mounting devices. Two RU high, the LBP-LTF features a large flange, numerous cable tie points & more surface for mounting.

Part #	Racking Height	Pre-Pack Qty	Panel Width
UP1P	1-3/4" (1 RU)	10	19"
LBP-LTF	3-1/2" (2 RU)	10	19"



Brush Grommet Panel

EIA/TIA Compliant

The brush grommet panel provides a clean, organized cable entry method when mounted above any work surface. Features a built-in cable management tray, available in one and two space versions. Also fits in opening on all MW Series top options.

Part #	Racking Height	Part #	Racking Height
BR1	1-3/4" (1 RU)	BR2	3-1/2" (2 RU)

Swing Frame Rack

Dimensions

12 RU - 27.22”h x 19.6”w x 12”, 18” or 24” d
 20 RU - 41.22”h x 19.6”w x 12”, 18” or 24” d
 25 RU - 49.97”h x 19.6”w x 18” or 24” d

Construction

14-gauge steel - 10-32 threaded

Finish

Black powder coat

Weight Capacity

100 lbs.


Shipping Weight

12 RU - 31 lbs.
 20 RU - 42 lbs.
 25 RU - 46 lbs.

UNIQUE FEATURE!
 Open back wall rack design mounts over existing conduit, telephone equipment, etc.

100 lb. weight capacity, guaranteed not to sag when mounted correctly!

90° opening with positive stop to facilitate punch-down



SFR-12-18

ENHANCED! Compact packaging design



EIA/TIA Compliant

Spec. #
96-984
 for full product info.
 A&E

12" Depth	
Part #	Description
SFR-12-12	12 RU swing frame wall rack, 12" deep, includes 50 rack screws
SFR-20-12	20 RU swing frame wall rack, 12" deep, includes 50 rack screws

18" Depth	
Part #	Description
SFR-12-18	12 RU swing frame wall rack, 18" deep, includes 50 rack screws
SFR-20-18	20 RU swing frame wall rack, 18" deep, includes 50 rack screws
SFR-25-18	25 RU swing frame wall rack, 18" deep, includes 50 rack screws

24" Depth	
Part #	Description
SFR-12-24	12 RU swing frame wall rack, 24" deep, includes 50 rack screws
SFR-20-24	20 RU swing frame wall rack, 24" deep, includes 50 rack screws
SFR-25-24	25 RU swing frame wall rack, 24" deep, includes 50 rack screws

RECOMMENDED ACCESSORIES


Accessory Type	Part #	Description
power strip	PD-815SC-NS	single circuit slim power strip (8) outlet, 15 Amp, 9 ft. cord
	PB-XS	rackmount power bracket for PD-815SC and PD-815SC-NS power strips
	PD-915R	1 RU rackmount power distribution unit (9) outlet, 15 Amp, 9 ft. cord
shelving	U2	2 RU front mount shelf 14.5" deep, 50 lb. weight capacity
hardware	HP	100 pieces additional mounting screws
cable management	HCM-1D	1 RU D-Ring style cable manager
	HCM-2D	2 RU D-Ring style cable manager
	D-Ring	wall mount/rackmount D-Ring cable manager
	TW12	cable management straps, 8" long, 12 pieces



Pivoting Panel Mount and Vertical Panel Mount



Spec. #
96-0210
for full
product
info.



PPM-8-12



PPM-8-12
with PPM-LID12
and PPM-D08

Pivoting Panel Mount

Hinged to provide rear access to mounted components

- 6", 12", and 18" depths
- Steel construction
- Finished in a durable black powder coat
- Rack screws and hook and loop fasteners included

Top Covers and Doors

Security top covers and doors completely enclose the PPM for installation in non-secure areas. Available for 12" and 19" deep models.

Part #	Security Top Cover Part #	Security Door Part #	Racking Height	Overall Height	Depth	Weight Capacity
PPM-2	–	–	3-1/2" (2 RU)	5-3/4"	6"	20 lbs.
PPM-4	–	–	7" (4 RU)	9-1/4"	6"	20 lbs.
PPM-6	–	–	10-1/2" (6 RU)	12-3/4"	6"	30 lbs.
PPM-6-12	PPM-LID12	PPM-D06*	10-1/2" (6 RU)	12-3/4"	12"	40 lbs.
PPM-8-12	PPM-LID12	PPM-D08*	14" (8 RU)	16-1/4"	12"	60 lbs.
PPM-8-18	PPM-LID18	PPM-D08*	14" (8 RU)	16-1/4"	18"	60 lbs.

*When using door option, top cover is required



PPM-6-160B



PPM-6-160B
closed

Backless Pivoting Panel Mount

Designed to work over wall obstructions such as conduit or raceways.

- Opens 90° with positive stop to allow for punch down of cables
- 6 RU height available
- Security cover and lid available
- 16" depth, 40 lb. weight capacity

Part #	Description
PPM-6-160B*	6 RU pivoting panel mount, open back, 16" deep
PPM-LID16	lid, fits 16" deep PPMs

*PPM-D06 security door fits 6 RU PPMs



VPM-4

Vertical Equipment Mount

Versatile solution for wall mount racking where a protective enclosure is not required.

- Can accommodate all depths of equipment
- Mounts horizontally or vertically allowing versatile component placement – under desktops, for example
- Heavy duty threaded rack rail, available in 2, 3 or 4 RU models
- Use two to provide 4-point mounting
- Includes hole for safety screw (for under desk mounting)

Part #	Description
VPM-2	2 RU, vertical equipment mount
VPM-3	3 RU, vertical equipment mount
VPM-4	4 RU, vertical equipment mount



EIA/TIA Compliant







Hinged Panel Mount and Wall Mount Open Frame Rack

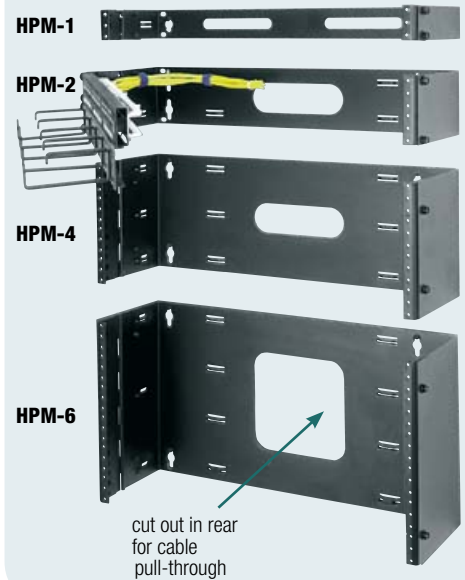

Hinged Panel Mount

Hinged to provide rear access to mounted components

- 6" deep
- Steel construction
- Finished in a durable black powder coat
- Rack screws and hook and loop fasteners included

Part #	Racking Height	Part #	Racking Height	Part #	Description
HPM-1	1-3/4" (1 RU)	HPM-4	7" (4 RU)	HPM-LID	top dust cover acts as an equipment shelf
HPM-2	3-1/2" (2 RU)	HPM-6	10-1/2" (6 RU)		

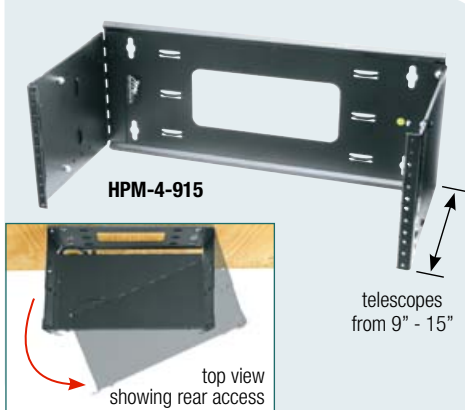


Adjustable Depth Hinged Panel Mount

Dual hinged mount provides exceptional rear access to rackmount components

- Simple adjustable depth accommodates components from 9" – 15"
- Built-in cable management
- Includes (4) 10-32 rack screws
- Grounding stud built-in and space indicators marked on rackrail

Part #	Description	Weight Capacity	EIA/TIA Compliant	RoHS	GREENGUARD
HPM-4-915	4 RU, adjustable depth 9" - 15"	15 lbs.			
HPM-6-915	6 RU, adjustable depth 9" - 15"	20 lbs.			
HPM-8-915	8 RU, adjustable depth 9" - 15"	25 lbs.			








Wall Mount Open Frame Rack

A self-squaring rack for mounting virtually any data or telecommunications component, the wall mount open frame rack is quick and easy to assemble thanks to its self-aligning design. The WM Series offers an effective method of wall mounting fiber-optic equipment as its fixed design prevents kinking or breaking of glass fibers.

- Rugged steel construction
- 10-32 threaded rackrail
- Black textured powder coat finish
- Offered in two depths (12" and 18")
- Heights ranging from 17-3/4" to 56-1/4"
- Includes rack screws

Part #	Overall Height	Racking Height	Depth	Weight Capacity
WM-8-12	17-3/4"	14" (8 RU)	12"	200 lbs.
WM-8-18	17-3/4"	14" (8 RU)	18"	150 lbs.
WM-15-12	30"	26-1/4" (15 RU)	12"	200 lbs.
WM-15-18	30"	26-1/4" (15 RU)	18"	150 lbs.
WM-30-12	56-1/4"	52-1/2" (30 RU)	12"	175 lbs.
WM-30-18	56-1/4"	52-1/2" (30 RU)	18"	125 lbs.



DRK Series Gangable Cable Management Rack Enclosure



Dimensions

44 RU - 83.5" h x 30" w x (31.5, 36, 42)" d

Construction

Welded steel

Finish

Black textured powder coat

Weight Capacity

Static load: 10,000 lbs.

UL Listed: 2,500 lbs.

Seismic: 755 lbs.

Seismic certified to the following codes and standards: 2007 & 2010 CBC; 2006, 2009 & 2012 IBC; ASCE 7-05 (2005 Edition) & ASCE 7-10 (2010 Edition) and the 2006 & 2009 editions of NFPA 5000 for use in areas of high seismicity – Zone 4 or Seismic Design Category (SDC) "D".

These are designed for Mission Critical and/ or High-Importance Installations in locations with the highest level of seismicity and top floor or rooftop installations including those within UBC and CBC Essential facilities or IBC, ASCE 7, and NFPA 5000 Seismic Use Group III facilities. For all codes, the Importance factor (I_p) is 1.5. Seismic Certified load capacity of 755 lbs. when used with MRK-Z4 seismic floor anchor brackets.



EIA/TIA Compliant



Spec. # 96-967 for full product info.



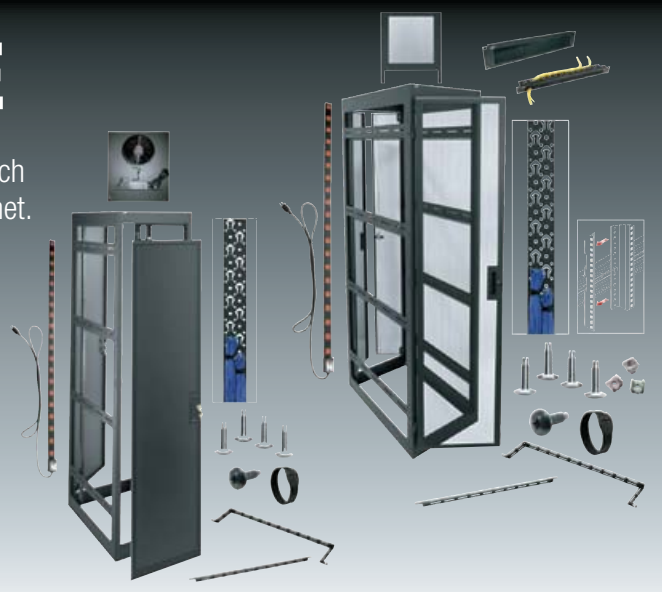
KITTING SERVICE

Middle Atlantic offers an enclosure-configuring service, which will allow your customers to receive a fully assembled cabinet. Contact our Customer Service Department for assistance in putting together your customer specific package.*

HAVE A CONFIGURATION THAT YOU REPEATEDLY ORDER?

Middle Atlantic can assign a kitted part number for ease of ordering and repeat ordering.

*configuration charges may apply



DRK Series Gangable Cable Management Rack Enclosure

FRAME ONLY		
#10-32 Tapped Rails Part #	Cage Nut Rails Part #	Description
DRK19-44-31	DRK19-44-31PRO	7 ft. (44 sp.), 31" deep (24.25" useable) cabinet include 2-pairs rackrail, 2 front ducts, partially vented rear door, top panels accepts a 10" fan
DRK19-44-36	DRK19-44-36PRO	7 ft. (44 sp.), 36" deep (28.75" useable) cabinet include 2-pairs rackrail, 2 front ducts, partially vented rear door, top panels accepts a 10" fan
DRK19-44-42	DRK19-44-42PRO	7 ft. (44 sp.), 42" deep (34.75" useable) cabinet include 2-pairs rackrail, 2 front ducts, partially vented rear door, top panels accepts a 10" fan

ENCLOSURE OPTIONS		
Accessory Type	Part #	Description
front doors	DLVFD-44	perforated front door 70% open area
	DPVFD-44	plexi-vented front door
	DPPFD-44	smoked plexi-glass front door
rear doors	DVRD-44	partially vented rear door
	DSVRD-44	perforated rear door
	DFVRD-44	slotted-vented rear door
	DCLVRD-44	split perforated rear door
side panels	DCRD-44	split solid rear door
	SPN-44-312	side panels for 31" deep cabinet (sold in pairs)
	SPN-44-36	side panels for 36" deep cabinet (sold in pairs)
leveling feet	SPN-44-423	side panels for 42" deep cabinet (sold in pairs)
	LF	leveling feet (set of four)
	rackrails	DRK19-RR44
DRK19-RR44PRO		pair of server style mounting rails
caster bases	CBS-DRK-31	caster option for 31" deep cabinet
	CBS-DRK-36	caster option for 36" deep cabinet
top options	MW-ST	solid top panel
	MW-LVT	large perforated top panel
	MW-10FT-550CFM	top panel configured with one 10" fan provides 550 CFM
	MW-6FT-660CFM	top panel configured with three 6" fans provides 660 CFM

RECOMMENDED ACCESSORIES		
Accessory Type	Part #	Description
power strip	PD-2415SC-NS	60" power strip 24 outlet 15 Amp with 10 ft. cord with 5-15P plug
	PD-2420SC-NS	60" power strip 24 outlet 15 Amp with 10 ft. cord with 5-20P plug
	PD-915R	1 RU rackmount power distribution unit (9) outlet, 15 Amp, 9 ft. cord
	PB-90	vertical power strip mounting bracket
shelving	VSA-1626	< 1 RU 4-point mounting shelf adjustable 16-26 deep, 400 lbs. weight capacity
	VSA-2744	< 1 RU 4-point mounting shelf adjustable 27-44 deep, 400 lbs. weight capacity
hardware	U2V	2 RU front mount shelf 14.5" deep, 50 lb. weight capacity - vented
	HP	100 pieces additional mounting screws
	HP-6MM	100 pieces additional mounting screws
	CN6MM-100	100 pieces 6MM cage nuts
cable management	LACE-44-OWP	6-pack vertical lacing strips 44 RU tail
	DRK-44DUCT	optional rear duct (1 piece)



WMRK Series Server Enclosures



WMRK-4236SVR

Dimensions

- 45 RU - 85”h x 24”w x (36, 42, 48)”d
- 42 RU - 80”h x 24”w x (36, 42, 48)”d
- 24 RU - 48.5”h x 24”w x (36, 42)”d

Construction

Welded steel

Finish

Black textured powder coat

Weight Capacity

- Static load: 10,000 lbs.**
- UL Listed: 2,500 lbs.**
- Seismic: 1,090 lbs.**

Shipping Weight

- 24 RU - 122 to 150 lbs. (frame only)
- 42 RU - 122 to 150 lbs. (frame only)
- 45 RU - 175 to 200 lbs. (frame only)

Seismic certified to the following codes and standards: 2007 & 2010 CBC; 2006, 2009 & 2012 IBC; ASCE 7-05 (2005 Edition) & ASCE 7-10 (2010 Edition) and the 2006 & 2009 editions of NFPA 5000 for use in areas of high seismicity – Zone 4 or Seismic Design Category (SDC) “D”. These are designed for Mission Critical and/ or High-Importance Installations in locations with the highest level of seismicity and top floor or rooftop installations including those within UBC and CBC Essential facilities or IBC, ASCE 7, and NFPA 5000 Seismic Use Group III facilities.

For all codes, the Importance factor (I_p) is 1.5. Seismic Certified load capacity of 1,090 lbs. when used with WMRK-Z4 seismic floor anchor brackets.



Configured Models

The configured WMRK Series multi-vendor server rack ships fully outfitted to address the thermal, cable and power needs of a server installation.

- 70% open area front door, locking
- 79% open area split rear door, locking
- 64% open area top
- Temperature monitoring module
- Vertical lacing strip, 3-1/4” width (42 RU only)
- 6 mm cage nuts, 100 quantity
- 6 mm rack screws, 100 quantity
- 20 Amp, 20 outlet (42 RU) or 10 outlet (24 RU) corded power strip
- Side panels (models with sides only)
- Ganging hardware (models without sides only)
- Leveling feet

36” Outside Depth (33-1/2” Useable), with sides Part #	36” Outside Depth (33-1/2” Useable), without sides Part #	42” Outside Depth - (39-1/2” Useable), with sides Part #	42” Outside Depth (39-1/2” Useable), without sides Part #	Racking Height	Overall Height
WMRK-4236SVR	WMRK-4236SVR-AB	WMRK-4242SVR	WMRK-4242SVR-AB	73-1/2” (42 RU)	79-5/8”
WMRK-2436SVR	WMRK-2436SVR-AB	–	–	42” (24 RU)	48-1/4”



WMRK Series Server Enclosures

FRAME ONLY			
45 RU	42 RU	24 RU	Description
WMRK-4548	WMRK-4248	–	48" deep frame only, includes 2 sets server mounting rails and leveling feet
WMRK-4542	WMRK-4242	WMRK-2442	42" deep frame only, includes 2 sets server mounting rails and leveling feet
WMRK-4536	WMRK-4236	WMRK-2436	36" deep frame only, includes 2 sets server mounting rails and leveling feet

ENCLOSURE OPTIONS				
Accessory Type	45 RU Part #	42 RU Part #	24 RU Part #	Description
front doors	FD-45	FD-42	FD-24	solid front door
	LVFD-WMRK-45	LVFD-WMRK-42	LVFD-WMRK-24	perforated front door, 70% open area
	PFD-45	PFD-42	PFD-24	smoked plexi-glass front door
rear doors	MW-CRD-45	MW-CRD-42	MW-CRD-24	split solid rear door
	MW-CLVRD-45	MW-CLVRD-42	MW-CLVRD-24	split perforated rear door, 79% open area
	MW-CFRD-45	MW-CFRD-42	N/A	high CFM split rear door - 1320 CFM
side panels	SPN-45-48	SPN-42-48	N/A	side panels for 48" deep cabinet (sold in pairs)
	SPN-45-42	SPN-42-42	SPN-24-42	side panels for 42" deep cabinet (sold in pairs)
	SPN-45-36	SPN-42-36	SPN-24-36	side panels for 36" deep cabinet (sold in pairs)
leveling feet	LF	LF	LF	leveling feet (set of four)
rackrails	PROWMRK-ZRA-45	PROWMRK-ZRA-42	PROWMRK-ZRA-24	additional pair of Z-rail adaptors
	PROWMRK-RR-45	PROWMRK-RR-42	PROWMRK-RR-24	additional pair of server style mounting rails
caster bases	CBS-WMRK-36	CBS-WMRK-36	CBS-WMRK-36	caster option for 36" deep cabinet
	CBS-WMRK-42	CBS-WMRK-42	CBS-WMRK-42	caster option for 42" deep cabinet
	CBS-WMRK-48	CBS-WMRK-48	N/A	caster option for 48" deep cabinet
plenum bases	PBS-WMRK-36	PBS-WMRK-36	PBS-WMRK-36	plenum base option for 36" deep cabinet
	PBS-WMRK-42	PBS-WMRK-42	PBS-WMRK-42	plenum base option for 42" deep cabinet
	PBS-WMRK-48	PBS-WMRK-48	PBS-WMRK-48	plenum base option for 48" deep cabinet
top options	ERK-ST	ERK-ST	ERK-ST	solid top panel
	ERK-VT	ERK-VT	ERK-VT	vented top panel
	ERK-10FT-550CFM	ERK-10FT-550CFM	ERK-10FT-550CFM	top panel configured with one 10" fan provides 550 CFM
	ERK-6FT-440CFM	ERK-6FT-440CFM	ERK-6FT-440CFM	top panel configured with three 6" fans provide 660 CFM

RECOMMENDED ACCESSORIES		
Accessory Type	Part #	Description
power strip	PD-2415SC-NS	60" power strip 24 outlet 15 Amp with 10 ft. cord with 5-15P plug
	PDT-2020C-NS	73" power strip, 20 outlet 20 Amp with 9 ft. cord with 5-20P plug
	PD-915R	1 RU rackmount power distribution unit (9) outlet, 15 Amp, 9 ft. cord
shelving	VSA-1626	< 1 RU 4-point mounting shelf adjustable 16-26 deep, 400 lbs. weight capacity
	VSA-2744	< 1 RU 4-point mounting shelf adjustable 27-44 deep, 400 lbs. weight capacity
	U2V	2 RU front mount shelf 14.5" deep, 50 lb. weight capacity - vented
Hardware	HP-6MM	100 pieces additional mounting screws
	CN6MM-100	100 pieces 6MM cage nuts
cable management	LACE-44-OWP	6-pack vertical lacing strips 44 RU



MRK Series Gangable Rack Enclosures



Racks gang together when fully loaded!

configurable open top

26-1/2", 31-1/2",
36" or 42"

22"

MRK-4426

Dimensions

- 44 RU - 84"h x 22"w x (31, 36, 42)"d
- 40 RU - 76"h x 22"w x (31, 36, 42)"d
- 37 RU - 70"h x 22"w x 31"d
- 24 RU - 48"h x 22"w x (31, 36)"d

Construction

Welded steel 10-32 threaded rails

Finish

Black textured powder coat

Weight Capacity

- UL Listed - 2,500 lbs.
- Static - 10,000 lbs.
- Seismic - 1,050 lbs.

UL Listed in
US and Canada
to 2,500 lbs.

Shipping Weight

- 44 RU - 175 to 200 lbs. (frame only)
- 40 RU - 150 to 200 lbs. (frame only)
- 37 RU - 150 to 200 lbs. (frame only)
- 24 RU - 122 to 150 lbs. (frame only)

Seismic certified to the following codes and standards: 2007 & 2010 CBC; 2006, 2009 & 2012 IBC; ASCE 7-05 (2005 Edition) & ASCE 7-10 (2010 Edition) and the 2006 & 2009 editions of NFPA 5000 for use in areas of high seismicity – Zone 4 or Seismic Design Category (SDC) "D". These are designed for Mission Critical and/or High-Importance Installations in locations with the highest level of seismicity and top floor or rooftop installations including those within UBC and CBC Essential facilities or IBC, ASCE 7, and NFPA 5000 Seismic Use Group III facilities. For all codes, the Importance factor I_p is 1.5. Seismic Certified load capacity of 1,050 lbs. when used with MRK-Z4 seismic floor anchor brackets.



EIA/TIA Compliant



Spec. #
96-039
for full
product
info.



ostpd

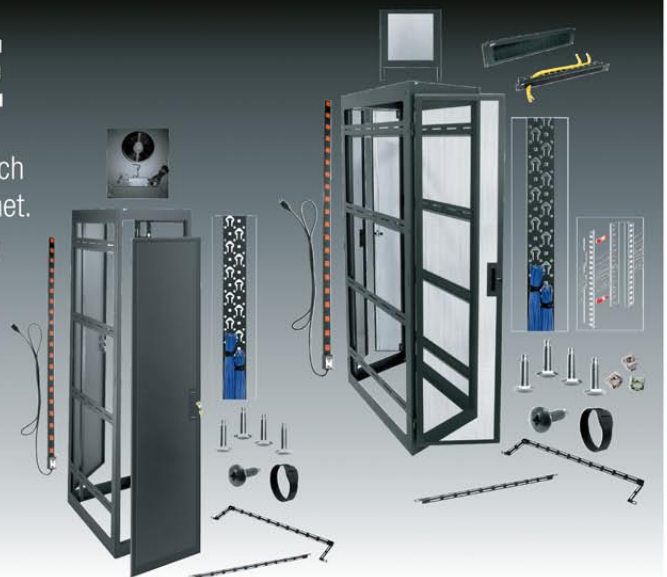
Models Available

KITTING SERVICE

Middle Atlantic offers an enclosure-configuring service, which will allow your customers to receive a fully assembled cabinet. Contact our Customer Service Department for assistance in putting together your customer specific package.*

Middle Atlantic can assign a kitted part number for ease of ordering and repeat ordering.

*configuration charges may apply



MRK Series Gangable Rack Enclosures

FRAME ONLY		
10-32 Tapped Rails Part #	Server Mounting Rails Part #	Description
MRK-4431	MRK-4431PRO	44 RU 31" deep (29" useable) with solid rear door
MRK-4436	MRK-4436PRO	44 RU 36" deep (33.5" useable) with solid rear door
MRK-4442	MRK-4442PRO	44 RU 42" deep (39.5" useable) with solid rear door
MRK-2431	N/A	24 RU 31" deep (29" useable) with solid rear door
MRK-2436	N/A	24 RU 36" deep (33.5" useable) with solid rear door

ENCLOSURE OPTIONS					
Accessory Type	44 RU Part #	40 RU Part #	37 RU Part #	24 RU Part #	Description
front doors	FD-44	FD-40	FD-37	FD-24	solid front door
	LVFD-44	LVFD-40	LVFD-37	LVFD-24	perforated front door, 70% open area
	VFD-44	VFD-40	VFD-37	VFD-24	perforated front door
	PFD-44	PFD-40	PFD-37	PFD-24	smoked plexi-glass front door
	PVFD-44	N/A	N/A	N/A	plexi vented front door
rear doors	MW-VRD-44	N/A	N/A	N/A	partially vented rear door
	MW-LVRD-44	MW-LVRD-40	N/A	N/A	large perforated rear door
	MW-CLVRD-44	N/A	N/A	MW-CLVRD-24	split perforated rear door
	MW-CFRD-44	N/A	N/A	N/A	high CFM split rear door - 1320 CFM
side panels	SPN-44-312	SPN-40-312	SPN-37-312	SPN-24-312	side panels for 31" deep cabinet (sold in pairs)
	SPN-44-36	SPN-40-36	SPN-37-36	SPN-24-36	side panels for 36" deep cabinet (sold in pairs)
	SPN-44-423	SPN-40-423	SPN-37-423	N/A	side panels for 42" deep cabinet (sold in pairs)
leveling feet	LF	LF	LF	LF	leveling feet (set of four)
rackrails	MV-RR44	MV-RR44	MV-RR44	MV-RR24	additional pair of 10-32 mounting rails
	PROMRK-RR44	PROMRK-RR44	PROMRK-RR44	PROMRK-RR24	pair of server style mounting rails
caster bases	CBS-MRK-31	CBS-MRK-31	CBS-MRK-31	CBS-MRK-31	caster base option for 31" deep cabinet
	CBS-MRK-36	CBS-MRK-36	CBS-MRK-36	CBS-MRK-36	caster base option for 36" deep cabinet
	CBS-MRK-42	CBS-MRK-42	CBS-MRK-42	CBS-MRK-42	caster base option for 42" deep cabinet
top options	MW-ST	MW-ST	MW-ST	MW-ST	solid top panel
	MW-LVT	MW-LVT	MW-LVT	MW-LVT	large perforated top panel
	MW-10FT-550CFM	MW-10FT-550CFM	MW-10FT-550CFM	MW-10FT-550CFM	top panel configured with one 10" fan provides 550 CFM
	MW-6FT-660CFM	MW-6FT-660CFM	MW-6FT-660CFM	MW-6FT-660CFM	top panel configured with three 6" fans provide 660 CFM

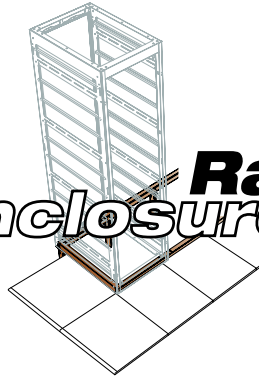
RECOMMENDED ACCESSORIES		
Accessory Type	Part #	Description
power strip	PD-2415SC-NS	60" power strip, 24 outlet, 15 Amp with 10 ft. cord with 5-15P plug
	PD-2420SC-NS	60" power strip, 24 outlet, 20 Amp with 10 ft. cord with 5-20P plug
	PD-915R	1 RU rackmount power distribution unit (9) outlet, 15 Amp, 9 ft. cord
	PDT-2020C-NS	73" power strip, 20 outlet 20 Amp with 9 ft. cord with 5-20P plug
shelving	VSA-1626	< 1 RU 4-point mounting shelf, adjustable, 16-26 deep, 400 lbs. weight capacity
	VSA-2744	< 1 RU 4-point mounting shelf, adjustable, 27-44 deep, 400 lbs. weight capacity
hardware	U2V	2 RU front mount shelf 14.5" deep, 50 lb. weight capacity - vented
	HP	100 pieces additional mounting screws
	HP-6MM	100 pieces additional mounting screws
	CN6MM-100	100 pieces 6MM cage nuts
cable management	LACE-44-OWP	6-pack vertical lacing strips 44 RU





Spec. #
96-923
for full
product
info.

Raised Floor Enclosure Support System™



What is the advantage of using the Raised Floor Enclosure Support System™?

The innovative Raised Floor Enclosure Support System™ from Middle Atlantic Products has been designed to simplify the installation of an enclosure onto a raised floor, as well as provide improved access to the plenum below.

Select the best enclosure for the application

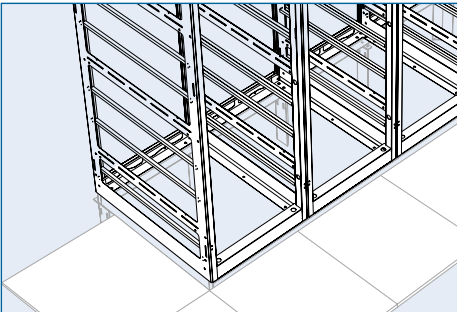
- Install space saving 22" width racks to maximize the number of enclosures
- Install wide, 30" cable management enclosures for heavily populated enclosures

Reduce installation costs

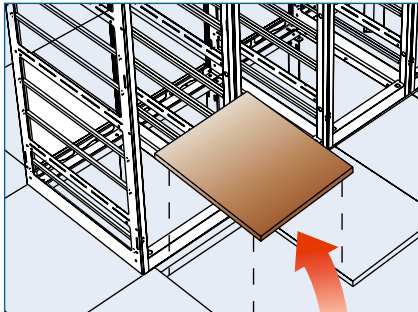
- Enclosures can be installed prior to the raised floor
- Enclosures prewiring can be completed before the raised floor is installed

Improved Performance


- Provides complete access to the plenum below the rack
- Affords improved access to cables and connections



THE TYPICAL WAY - cabinets installed on top of raised floor, tiles cut as necessary, hard to access.



ENCLOSED SUPPORT SYSTEM - installed prior to floor. Supports tiles and allows easy removal.

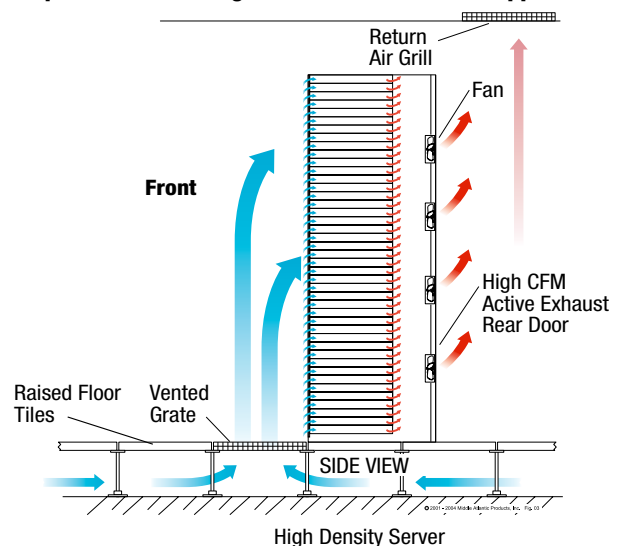


PROVIDES IMPROVED CABLE MANAGEMENT - it is easy to remove floor tiles & access cabling below the enclosure



SEISMIC CERTIFIED SOLUTIONS ALSO AVAILABLE
- from stock! Download tech spec. #96-01027

Proper Thermal Management In A Raised Floor Application

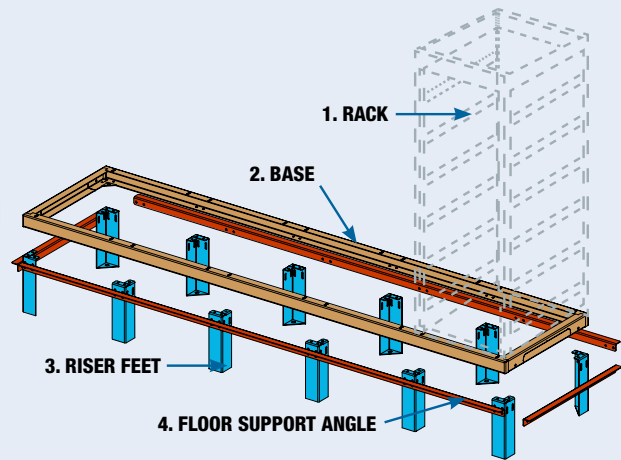




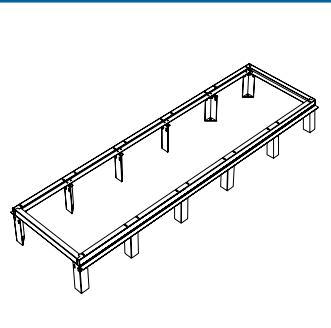
Building a Raised Floor Enclosure Support System™ is Easy!

1. Select the correct enclosure for the application
2. Select the correct base, based upon the type of enclosure, depth and number of enclosures you want to group
3. Select the appropriate riser feet based on the height of the raised floor
4. Order the appropriate angles to support the adjoining raised floor tiles

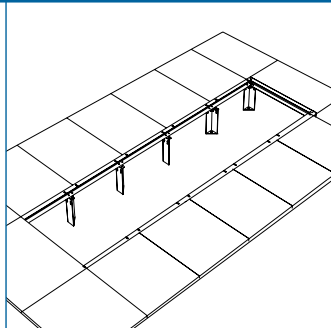
The Raised Floor Enclosure Support System™ is equally suited for new and retrofit installations. While raised floors create a unique set of challenges, this solution allows the floor to be built around the system, not the other way around.



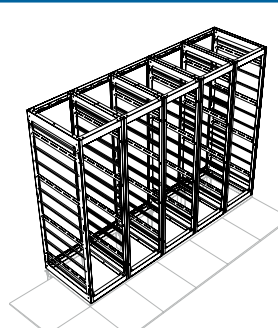
Installation of a Raised Floor Enclosure Support System™ is Simple:



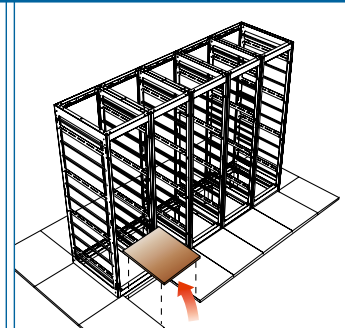
1. Install base, riser feet and angles



2. Install raised floor tile around the base



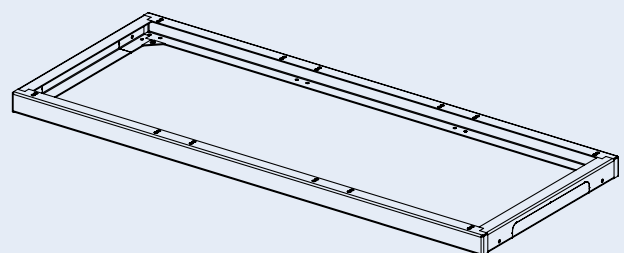
3. Install racks on base



4. Surrounding floor tiles can be easily removed providing complete access to wiring

Multiple Bases Can be Joined Together to Accommodate Any Size Systems

Riser bases feature cable pass-through laser knockouts for use when joining multiple riser bases.



WR Series Roll Out Rotating System in Steel Host Enclosure



UNIQUE FEATURE!
Rolls out and rotates 60° without the need for any additional accessories!

32-7/8" or 42-7/8"

WR-44-32

Dimensions

24 RU - 53.85" h x 24" w x 32.88" d
 37 RU - 76.61" h x 24" w x (32.88, 42.88)" d
 44 RU - 88.86" h x 24" w x (32.88, 42.88)" d

Construction

Steel

Finish

Durable black powder coat

Weight Capacity

750 lbs.

Shipping Weight

24 RU - 165 lbs.
 37 RU - 390 lbs.
 44 RU - 240 and 285 lbs.



Part #	Description
WR-44-32	44 RU, 32.88" deep (26" useable) roll out rotating enclosure, rotates 60°
WR-44-42	44 RU, 42.88" deep (36" useable) roll out rotating enclosure, rotates 30°
WR-37-32	37 RU, 32.88" deep (26" useable) roll out rotating enclosure, rotates 60°
WR-37-42	37 RU, 42.88" deep (36" useable) roll out rotating enclosure, rotates 30°
WR-24-32	24 RU, 32.88" deep (26" useable) roll out rotating enclosure, rotates 60°

ENCLOSURE OPTIONS

Accessory Type	44 RU Part #	37 RU Part #	24 RU Part #	Description
front doors	WRFD-44	WRFD-37	WRFD-24	solid front door
	WRPFD-44	WRPFD-37	WRPFD-24	smoked plexi-glass front door
rackrail	WR-RR-44	WR-RR-37	WR-RR-24	additional set of 10-32 threaded mounting rails
top options	MW-ST	MW-ST	MW-ST	solid top panel
	MW-LVT	MW-LVT	MW-LVT	large perforated top panel
	MW-10FT-550CFM	MW-10FT-550CFM	MW-10FT-550CFM	top panel configured with one 10" fan provides 550 CFM
	MW-6FT-660CFM	MW-6FT-660CFM	MW-6FT-660CFM	top panel configured with three 6" fans provide 660 CFM
access panel	WR-RAP-44	WR-RAP-37	WR-RAP-24	rear access panel

RECOMMENDED ACCESSORIES

Accessory Type	Part #	Description
power strip	PD-2415SC-NS	60" power strip 24 outlet 15 Amp with 10 ft. cord with 5-15P plug
	PDT-2020C-NS	73" power strip, 20 outlet, 20 Amp with 9 ft. cord with 5-20P plug
	PD-915R	1 RU rackmount power distribution unit (9) outlet, 15 Amp, 9 ft. cord
	PB-90	vertical power strip mounting bracket
shelving	VSA-1626	< 1 RU 4-point mounting shelf adjustable 16-26 deep, 400 lbs. weight capacity
	VSA-2744	< 1 RU 4-point mounting shelf adjustable 27-44 deep, 400 lbs. weight capacity
	U2V	2 RU front mount shelf 14.5" deep, 50 lb. weight capacity - vented
hardware	HP	100 pieces additional mounting screws
cable management	LACE-44-OWP	6-pack vertical lacing strips 44 RU



IDF Series Ceiling Mount Cabinet

Dimensions

12 RU - 24" h x 23.5" w x 28.75" d
 16 RU - 31" h x 23.5" w x 28.75" d

Construction

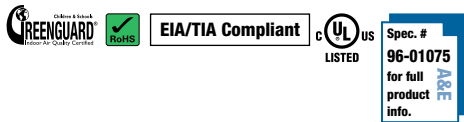
Steel

Finish

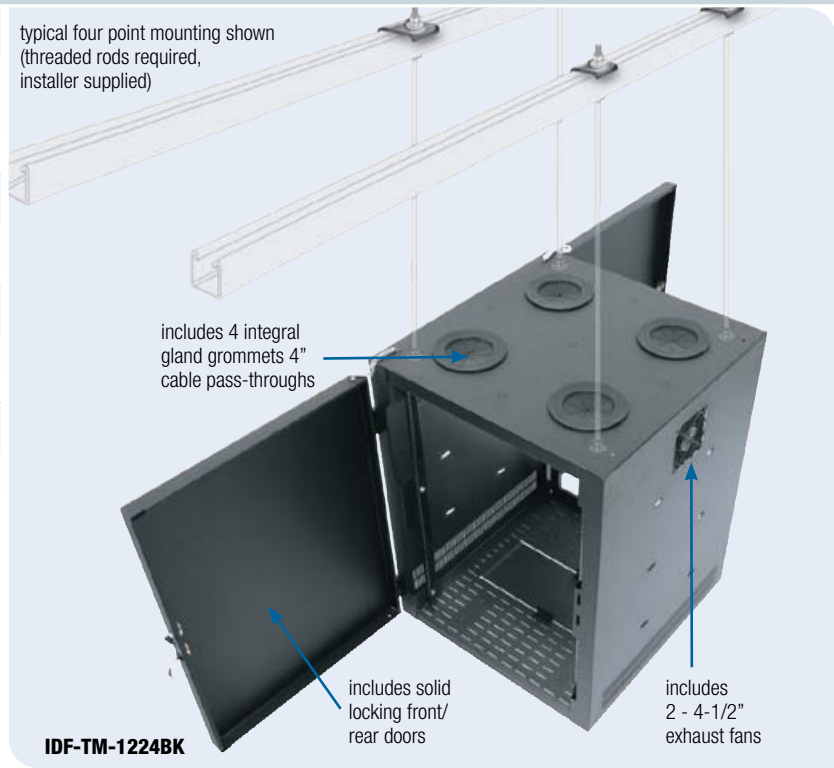
Durable black powder coat

Weight Capacity

150 lbs.



typical four point mounting shown
 (threaded rods required,
 installer supplied)



IDF-TM-1224BK


Part #	Description
IDF-TM-1224BK	12 RU, 24" deep, 21" useable depth
IDF-TM-1624BK	16 RU, 24" deep, 21" useable depth
IDF-ARB-24	optional rackrail bracket extender, converts IDF to full front to rear adjustable rackrail

Includes power distribution unit AT NO EXTRA CHARGE!



ALTERNATE MOUNTING METHODS

Includes safety lanyard ensures a secure installation (threaded rods required, installer supplied)



TWO POINT MOUNTING to truss, with threaded rod



FOUR POINT MOUNTING directly to UniStrut® beam



knockouts for conduit pass-through to internal, standard electrical box



a typical warehouse IDF installation with optional dome camera mounted underneath

CWR Series CableSafe™ Data Wall Cabinet

Pivoting/Wall Mount Cabinets



CWR-18-30PD4

Dimensions

12 RU - 24.88"h x 26"w x (17, 22, 26, 32)"d
 18 RU - 35.38"h x 26"w x (17, 22, 26, 32)"d
 26 RU - 49.38"h x 26"w x (17, 22, 26, 32)"d

Weight Capacity

12 RU - 200 lbs.
 18 RU - 200 lbs.
 24 RU - 200 lbs.

UL Listed in
 US and Canada
 to 200 lbs.



EIA/TIA Compliant



Spec. #
 96-01104
 for full
 product
 info.
 A&E



CWR racks and offset rail kits come with D-Ring managers for additional cable management



shown with offset rail kit to allow cable management to one side

Cabinet Features:

- 26" wide cabinet has ample space for patching. Comes fully assembled to save time. Centered wide-face 12-24 threaded rackrail is standard
- Includes D-rings for additional cable management
- Offset face rail for dressing cable to one side & rear rackrail are optional
- Swing open center section allows for easy access to equipment & cabling. Mounts left- or right-handed
- Engineered for passive cooling - optional fan kit available
- Large opening in back pan for mounting over pull boxes, electrical outlets, etc. Large 2" and 3" knockouts for conduit and cable entry
- Bag of (50) 12-24 threaded mounting screws included

Available with 4" depth front doors - call for details

17" Overall 15" Useable Depth	22" Overall 20" Useable Depth	26" Overall 24" Useable Depth	32" Overall 30" Useable Depth	Description	Overall Width*	Useable Height
CWR-12-17PD	CWR-12-22PD	CWR-12-26PD	CWR-12-32PD	2' (12 RU) data wall cabinet, centered rail, plexi front door	26"	12 RU
CWR-18-17PD	CWR-18-22PD	CWR-18-26PD	CWR-18-32PD	3' (18 RU) data wall cabinet, centered rail, plexi front door	26"	18 RU
CWR-26-17PD	CWR-26-22PD	CWR-26-26PD	CWR-26-32PD	4' (26 RU) data wall cabinet, centered rail, plexi front door	26"	26 RU

NOTE: For solid or vented door, replace "PD" with "SD" or "VD" in the part number. *Not including latch.

Accessories

Part #	Description	Part #	Description
CWR-FKIT	fan kit, 2 (95CFM) fans w/ hardware	CWR-OFRR12	12 RU off-set rail kit w/ D-Rings for CWR Series
CWR-RR12	rear rail kit, 12 RU, centered for CWR Series	CWR-OFRR18	18 RU off-set rail kit w/ D-Rings for CWR Series
CWR-RR18	rear rail kit, 18 RU, centered for CWR Series	CWR-OFRR26	26 RU off-set rail kit w/ D-Rings for CWR Series
CWR-RR26	rear rail kit, 26 RU, centered for CWR Series		



DWR Series Wall Cabinet

Dimensions

12 RU - 28"h x 24.34"w x (17, 22, 26, 32)"d
 18 RU - 38.6"h x 24.34"w x (17, 22, 26, 32)"d
 24 RU - 49"h x 24.34"w x (17, 22, 26, 32)"d

Construction

Welded Steel

Finish

durable black textured powder coat

Weight Capacity

12 RU - 200 lbs.
18 RU - 250 lbs.
24 RU - 300 lbs.

UL Listed in
 US and Canada
 to 300 lbs.

Seismic certified to the following codes and standards: 2007 & 2010 CBC; 2006, 2009 & 2012 IBC; ASCE 7-05 (2005 Edition) & ASCE 7-10 (2010 Edition) and the 2006 & 2009 editions of NFPA 5000 for use in areas of high seismicity – Zone 4 or Seismic Design Category (SDC) "D". These are designed for Mission Critical and/or High-Importance Installations in locations with the highest level of seismicity and top floor or rooftop installations including those within UBC and CBC Essential facilities or IBC, ASCE 7, and NFPA 5000 Seismic Use Group III facilities. For all codes, the Importance factor (Ip) is 1.5. Seismic Certified load capacity of 140 lbs. when used with DWRSR-ZL Latch.



US PATENT #7,278,183

EIA/TIA Compliant



Spec. #
 96-045
 for full
 product
 info.



Includes 50 rack screws 10-32

UNIQUE DUAL-PIVOT! allows reversal of center section opening without removing equipment

DWR-18-22

CABINET WITH PLEXIGLASS DOOR

17" Deep Part # (15" Useable)	22" Deep Part # (20" Useable)	26" Deep Part # (24" Useable)	Description
DWR-12-17PD	DWR-12-22PD	DWR-12-26PD	2 ft. wall cabinet (28.06" overall height); 12 RU (21" useable height)
DWR-18-17PD	DWR-18-22PD	DWR-18-26PD	3 ft. wall cabinet (38.56" overall height); 18 RU (31.5" useable height)
DWR-24-17PD	DWR-24-22PD	DWR-24-26PD	4 ft. wall cabinet (49.06" overall height); 24 RU (42" useable height)

CABINET ONLY

17" Deep Part # (15" Useable)	22" Deep Part # (20" Useable)	26" Deep Part # (24" Useable)	32" Deep Part # (30" Useable)	Description
DWR-12-17	DWR-12-22	DWR-12-26	DWR-12-32	2 ft. wall cabinet (28.06" overall height); 12 RU (21" useable height)
DWR-18-17	DWR-18-22	DWR-18-26	DWR-18-32	3 ft. wall cabinet (38.56" overall height); 18 RU (31.5" useable height)
DWR-24-17	DWR-24-22	DWR-24-26	DWR-24-32	4 ft. wall cabinet (49.06" overall height); 24 RU (42" useable height)

ENCLOSURE OPTIONS

Accessory Type	12 RU Part #	18 RU Part #	24 RU Part #	Description
front doors	FD-12	FD-18	FD-24	solid front door
	VFD-12	VFD-18	VFD-24	perforated front door
	PFD-12	PFD-18	PFD-24	smoked plexi-glass front door
rackrail	DWR-RR12	DWR-RR18	DWR-RR24	additional set of #10-32 mounting rails

FAN KITS

17" Deep Part # (15" Useable)	22" Deep Part # (20" Useable)	26" Deep Part # (24" Useable)	32" Deep Part # (30" Useable)	Description
DWR-FK17	DWR-FK22	DWR-FK26	DWR-FK32	fan kits include (2) 4-1/2" fans, (4) guards, and vent blockers to optimize airflow

RECOMMENDED ACCESSORIES

Accessory Type	Part #	Description
power strip	PD-815SC-NS	18" power strip with (8) 5-15R outlets and 10 ft. cord with 5-15P plug
	PD-915R	1 RU rackmount power distribution unit (9) outlet, 15 Amp, 9 ft. cord
shelving	VSA-1626*	< 1 RU 4-point mounting shelf adjustable 16-26 deep, 400 lbs. weight capacity
	U2V	2 RU front mount shelf 14.5" deep 50 lb. weight capacity - vented
hardware	HP	100 pieces additional mounting screws

*requires rear rackrail

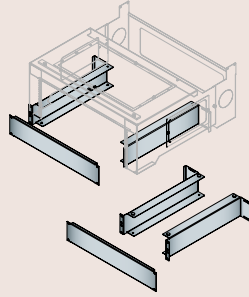


SR Series Pivoting Floor Mount Cabinet



SR-40-22

SR-UPS-BKT



Mounting kit supports Middle Atlantic UPS models for easier mounting in SR base section.

Dimensions

- 24 RU - 62.75" h x 24.34" w x (28, 32)" d
- 40 RU - 90.75" h x 24.34" w x (22, 28, 32)" d
- 46 RU - 101.25" h x 24.34" w x (28)" d

Construction

Steel

Finish

Durable black powder coat

Weight Capacity

500 lbs.

UL Listed in US and Canada to 500 lbs.

Seismic certified to the following codes and standards: 2007 & 2010 CBC; 2006, 2009 & 2012 IBC; ASCE 7-05 (2005 Edition) & ASCE 7-10 (2010 Edition) and the 2006 & 2009 editions of NFPA 5000 for use in areas of high seismicity – Zone 4 or Seismic Design Category (SDC) "D". These are designed for Mission Critical and/or High-Importance Installations in locations with the highest level of seismicity and top floor or rooftop installations including those within UBC and CBC Essential facilities or IBC, ASCE 7, and NFPA 5000 Seismic Use Group III facilities. For all codes, the Importance factor I_p is 1.5. Seismic Certified load capacity of 335 lbs. when used with DWRSR-ZL Latch.



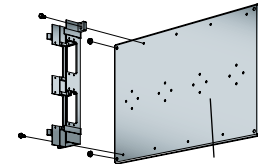
22" Deep Part # (20" Useable)	28" Deep Part # (26" Useable)	32" Deep Part # (30" Useable)	Description
–	SR-24-28	SR-24-32	24 RU (42" useable height) pivoting floor/wall cabinet (62-3/4" overall height)
SR-40-22	SR-40-28	SR-40-32	40 RU (70" useable height) pivoting floor/wall cabinet (90-3/4" overall height)
–	SR-46-28	–	46 RU (80.5" useable height) pivoting floor/wall cabinet (101-1/4" overall height)

ENCLOSURE OPTIONS

Accessory Type	24 RU Part #	40 RU Part #	46 RU Part #	Description
front doors	FD-24	FD-40	FD-46	solid front door
	VFD-24	VFD-40	VFD-46	perforated front door
	PFD-24	PFD-40	PFD-46	smoked plexi-glass front door
rackrail	DWR-RR24	DWR-RR40	DWR-RR46	additional set of #10-32 mounting rails

Sub-Plate Mounting Kit

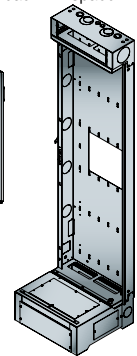
Optional sub-plate mounting kit (SR-SUB) allows for the mounting of up to (4) 89-D type brackets, (4) 1900 boxes or (1) Raco 3 gang box. Mount up to (4) SR-SUB's to each 40 or 46 space SR Series backpan, and up to (2) in each 24 space SR Series backpan



Part #

SR-SUB

SR-SUB 89-bracket (not included)



RECOMMENDED ACCESSORIES

Accessory Type	Part #	Description
power strip	PD-2415SC-NS	60" power strip with (24) 5-15R outlets and 10 ft. cord with 5-15P plug
	PD-815SC-NS	18" power strip with (8) 5-15R Outlets and 10 ft. cord with 5-15P plug
	PD-915R	1 RU rackmount power distribution unit (9) outlet, 15 Amp, 9 ft. cord
	PB-DWR	vertical power strip mounting bracket
thermal management	DWR-FK22	fan kit, fits 22" depth DWR, SR
	DWR-FK26	fan kit, fits 26" depth DWR, SR
	DWR-FK32	fan kit, fits 32" depth DWR, SR
shelving	VSA-1626*	< 1 RU 4-point mounting shelf adjustable 16-26 deep, 400 lbs. weight capacity - requires rear rackrails
	VSA-2744*	< 1 RU 4-point mounting shelf adjustable 27-44 deep, 400 lbs. weight capacity - requires rear rackrails
hardware	U2V	2 RU front mount shelf 14.5" deep 50 lb. weight capacity - vented
	HP	100 pieces additional mounting screws

*requires rear rackrail



Low-Profile Wall Mount Horizontal Equipment Cabinet & Tilt Out Wall Cabinet

HDR Series

Ideal for mounting patch panels with switches, hubs, routers and other equipment.

- Beveled front door with flanges on all sides provides greater security for equipment
- Reversible hinged door with lock and padlockable latch
- Integral electrical box simplifies power distribution
- Constructed of 16-gauge steel,
- 24" wide by 36" high x 7-1/2" deep
- Finished in a durable putty powder coat
- Standard heavy-gauge, 10-32 threaded rackrail
- 4 total RUs for equipment mounting in two sections
- Ventilation slots on front cover address thermal management needs
- 4-1/2" fan kit available, mounts externally to maximize equipment mounting and cable management space
- Cable management features include a 7" x 4" cable pass-through on backpan, abundant cable tie points and integral lacing bar on top set of rackrail
- 24" length of hook and loop fasteners included to facilitate cable management
- Laser knockouts on the top, bottom and sides for cable entry



HDR-4
beveled front door provides enhanced security

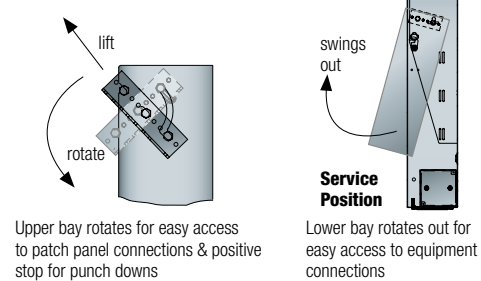
HDR-FAN
optional external mount fan

Part #	Racking Height
HDR-4	3-1/2" + 3-1/2" (2 RU + 2 RU)

Part #	Description
HDR-FAN	external 4-1/2" fan kit & vent blocker

Spec. # 96-975 for full product info.


Easy Access to Equipment Connections



TOR Series

Ideal for small sound systems, paging & patching applications in schools, hotels, offices or anywhere a secure, low-profile wall mount solution is required.

- Two models available: surface mount or flush between studs
- Tamper resistant design ideal for use in non-secure areas
- Mount non-rackmount equipment using included clamp bars
- 10-32 threaded rackrail is adjustable with a 1-1/2" to 3-3/8" recess to accommodate handles and knobs
- Up to 20" useable depth
- Durable, neutral putty finish
- Vented for effective passive thermal management
- Knockout provided in face to mount RPS Series remote power switch and low-voltage Decora® devices
- Includes knockout to accommodate Middle Atlantic Products UCP Series universal connector panels, mounts BNC, XLR and other popular connectors
- Cable management tie points, with knockouts provided in back box for cable pass-through



Surface Mount Part #	Flush Mount Part #	Racking Height	Outside Depth
TOR-2-20SP	TOR-2-20RP	3-1/2" (2 RU)	4-7/16"
TOR-3-20SP	TOR-3-20RP	5-1/4" (3 RU)	6-3/16"
TOR-4-20SP	TOR-4-20RP	7" (4 RU)	7-15/16"

Spec. # 96-01009 for full product info.



keylocks closed for security

front panel equipment access

includes electrical box for 120V connections

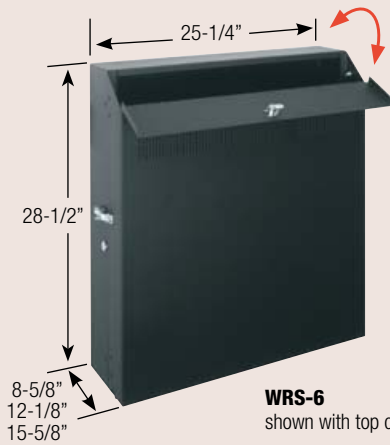
When mounting TOR-3-20RP or TOR-4-20RP between 2x4 studs, order the partial recess trim kit to finish the installation.

Part #	TOR-PRT
--------	---------





WRP-6
shown in service position




WRS-6
shown with top cover open

WRP/WRS Series

- Specify a WRP or WRS for vertically mounting equipment on a wall surface in a protective enclosure
- Unique design with 23" useable racking depth allows mounting of deeper equipment vertically in a parallel-to-the-wall orientation for space efficiency and aesthetics
- Standard adjustable heavy-gauge, 10-32 threaded rackrail
- Solid hinged body swings either left or right
- Angled, hinged plexiglass (WRP Series) or solid steel (WRS Series) top cover allows convenient equipment access
- Top cover keyed separately from body keylock, providing user access to equipment controls while limiting access to rear equipment connections
- Finished in a durable putty powder coat (WRP Series) or black textured powder coat (WRS Series)
- Vented front and two bottom located fan mounting positions facilitate thermal management
- Accepts two optional 4-1/2" fans
- Rackrail adjusts to provide a space from 1" to 4" between top cover and equipment faces, allowing abundant room for D-Ring cable managers

Putty Part #*	Black Part #*	Racking Height	Useable Depth	Weight Capacity
WRP-4	WRS-4	7" (4 RU)	23"	150 lbs.
WRP-6	WRS-6	10-1/2" (6 RU)	23"	150 lbs.
WRP-8	WRS-8	14" (8 RU)	23"	150 lbs.

*Putty version has plexi cover, black version has solid cover.



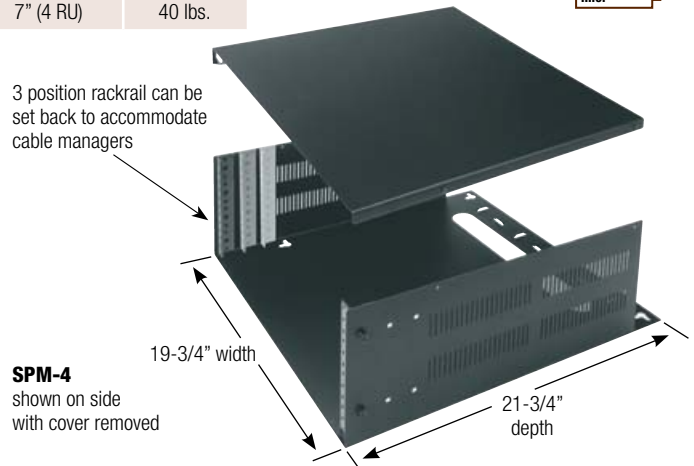
SPM-4

SPM Series Versa-Rack Sideways Equipment Mount

Mount network components flat against the wall with this innovative all-steel sideways panel mount.

Versa-Racks can also be used to mount components under tables and desks for commercial and classroom use. Each model features a single pair of high quality heavy-gauge, 10-32 threaded rackrail that can be positioned in 3 locations to accommodate D-Ring cable managers. The low-profile sideways panel mount is equipped with cable lacing points at the rear and includes a steel cover to protect and conceal equipment. Includes rack screws.

Part #	Racking Height	Weight Capacity
SPM-2	3-1/2" (2 RU)	50 lbs.
SPM-4	7" (4 RU)	40 lbs.



SPM-4
shown on side
with cover removed

Gooseneck Magnetic LED Worklight

This ultra bright worklight illuminates the inside of racks, for easy viewing of equipment and cabling during system installation and servicing. 32 LED lights are positioned at the ideal angle for high visibility and brightness – measured to be 395 Lumens*. Flexible 16" long gooseneck allows light to be directed where it is needed most, and the strong, scratch resistant magnetic base attaches to any steel surface. (*Contact us for details.)


Part #	Description
LT-GN-WL	magnetic worklight, gooseneck, includes 32 LED lights



Gooseneck Rack Lights

These bright rack lights (187 Lumens*) allow for more rack visibility, and the flexible strong gooseneck lets you direct the light where it is needed most. The reliable, long lasting LEDs have a 20,000 hour bulb life, and these lights include an on/off button for instant control. Available as single light with USB connector or 120V adapter, or as a rackmount panel with dual gooseneck lights. (*Contact us for details.)


Part #	Description	Powered By
LT-GN	gooseneck LED light with USB connector	PDLT-815RVA, PD-915RV-RN, LT-1Rx or any computer w/ standard USB port
LT-GN-PL	gooseneck LED light with 120V adapter	any 120V power outlet, including vertical power strips
LT-GN-PNL	1 RU rackmount panel with dual gooseneck LED lights	any 120V power outlet, including vertical power strips



Rackmount Lighting

Retractable LED light provides evenly distributed illumination for component viewing.

Part #	# of circuits	Amperage	Rear Outlets	Surge Protection	Cord Length	Chassis Depth	Finish
PDLT-815RV-RN	1	15 Amp	8	Yes, 2-stage with remote notification	9'	13-1/2"	black powder coat
PDLT-815RVA	1	15 Amp	8	Yes	9'	13-1/2"	black brushed & anodized
LT-1R					9'	13-1/2"	black powder coat
LT-1RA					9'	13-1/2"	black brushed & anodized



LT-DEC LED Light

Designed to fit any standard Decora® device opening, the LT-DEC opens and illuminates when pressed. Running on a standard included 12 VDC power supply, multiple units can be daisy-chained together to use only one outlet with the JDC-12X18 jumper. The jumper reduces the number of power supplies required for an installation and can be used to power the LT-DEC light and TEMP-DEC temperature display. Pre-configured panels are available with select pre-installed Decora products.

Part #	Description
LT-DEC	retractable LED light
LT2P	one space panel, pre-configured with 2 LT-DEC lights
LT2-T1P	1 RU panel, pre-configured with 2 LT-DEC lights, 1 TEMP-DEC temperature display
JDC-12X18	18", 12 volt DC jumper wire, 2 pieces



Temperature Display

This unit monitors internal enclosure temperature, provides an LED readout and fits into the Decora® style opening at the top of Middle Atlantic racks. Features adjustable over temperature setting with local and remote notification. 9' cord with temperature probe and plug-in power supply included. Optional jumper supplies power to additional 12VDC Decora units using a single power source. The temperature display fits DWR, SR, ISRK and TOR Series enclosures.

Part #	Description
TEMP-DEC	temperature display
JDC-12X18	18", 12 volt DC jumper wire, 2 pieces



SignalSafe™ IEC Power Cords

Maintain Signal Integrity - Insist on SignalSafe™ Technology



SignalSafe™ Design

incorporates tightly twisted conductors to virtually eliminate AC magnetic fields

Unwanted AC magnetic fields can cause problems in your installed systems and nearby equipment. Power cords under load, especially long ones, are sources of AC magnetic fields. To minimize these effects in your systems, look for the stripe that identifies the SignalSafe technology. SignalSafe power cords feature tightly twisted conductors to reduce the effects of AC magnetic fields.

4 key benefits:

1. Minimize AC magnetic interference: SignalSafe wiring cuts magnetic field strength by more than 80% over standard rubber power cords
2. Neater installations: SignalSafe cords come in 13 lengths from 6" to 300". Eliminating excess cable length improves cable management, appearance, and assists cooling airflow
3. More plug style options: Choose from straight plugs, or right or left angled, whatever meets your needs best.
4. Color coded: Standard SignalSafe cords are identified with a bold blue stripe. New contrasting red stripe option can help you identify separate circuits.

cords designed for cable/satellite boxes now available

Insist on the stripe for signal integrity!

Shown - with manufacturer supplied power cords

Shown - using the correct length IEC power cord

Angled plugs available

left right also available in red stripe for circuit separation

6" Length Part # **	12" Length Part # **	18" Length Part # **	24" Length Part # **	36" Length Part # **	48" Length Part # **	Plug Type	Cord Stripe color	Wire Gauge	Qty.
IEC-6X4	IEC-12X4	IEC-18X4	IEC-24X4	IEC-36X4	-	Straight	Blue	14	4
IEC-6X20	IEC-12X20	IEC-18X20	IEC-24X20	IEC-36X20	IEC-48X20	Straight	Blue	14	20
IEC-6X20-RED	IEC-12X20-RED	IEC-18X20-RED	IEC-24X20-RED	IEC-36X20-RED	IEC-48X20-RED	Straight	Red	14	20
IEC-6X100	IEC-12X100	IEC-18X100	IEC-24X100	IEC-36X100	IEC-48X100	Straight	Blue	14	100
IEC-6X20-90L	IEC-12X20-90L	IEC-18X20-90L	IEC-24X20-90L	IEC-36X20-90L	IEC-48X20-90L	Low-Profile Left Hand	Blue	14	20
IEC-6X20-90R	IEC-12X20-90R	IEC-18X20-90R	IEC-24X20-90R	IEC-36X20-90R	IEC-48X20-90R	Low-Profile Right Hand	Blue	14	20
IEC-6X20SC*	IEC-12X20SC*	IEC-18X20SC*	IEC-24X20SC*	IEC-36X20SC*	IEC-48X20SC*	Straight	Blue	18	20

* Denotes cable/satellite cord. ** Length refers to the cord only, and does not include the connectors.

NEW!							Single Unit IEC Cords			
72" Length Part # **	96" Length Part # **	120" Length Part # **	144" Length Part # **	180" Length Part # **	240" Length Part # **	300" Length Part # **	Plug Type	Cord Stripe color	Wire Gauge	Qty.
IEC-72X1	IEC-96X1	IEC-120X1	IEC-144X1	IEC-180X1	IEC-240X1	IEC-300X1	Straight	Blue	14	1

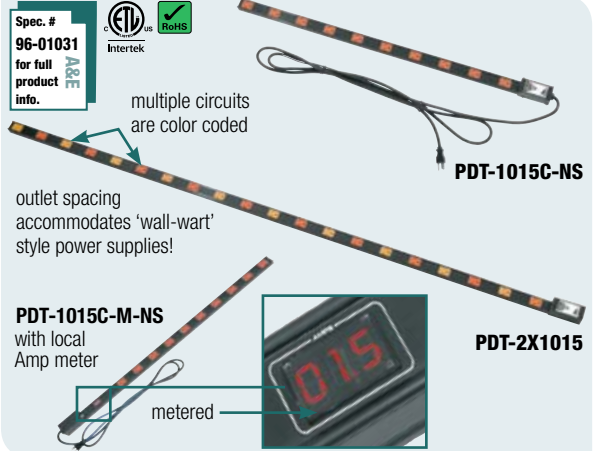


PDT Series Configurable Thin Vertical Power Strips

Choose The PDT Series For The Thinnest, Lightest, Most Configurable Vertical Power Strips

The complete selection of PDT Series Configurable Thin Power Strips consists of pre-configured strips in three different lengths. In stock and ready to ship, the PDT Series strips feature multiple circuit, amperage and termination choices while occupying a minimal amount of space in the rack. These factory-assembled thin power strips with integrated J-Box are field configurable for isolated (technical) or non-isolated ground. All strips feature a lightweight aluminum chassis and a black anodized finish. ETL Listed in the US and Canada.

- Hardwired models can be field configured to operate as a single or dual circuit - installer's choice!
- Unique design on hardwired models allows for isolated (technical) ground configurability in the field - installer's choice!




Corded										
	Part #	Chassis Length	Amperage	# of Outlets	Outlet Type	Termination	Protection	Local Meter	Standard #	
15 Amp	PDT-1015C-RN	37-3/4"	15 Amp	10	5-15R	9' cord w/NEMA 5-15P Plug	2-stage surge w/remote notification & circuit breaker	No	1, 2, 3, 4	
	PDT-1015C-NS	37-3/4"	15 Amp	10	5-15R	9' cord w/NEMA 5-15P Plug	circuit breaker only	No	1, 3	
	PDT-1015C-NS20	37-3/4"	15 Amp	10	5-15R	20' cord w/NEMA 5-15P Plug	circuit breaker only	No	1, 3	
	PDT-1015C-M-NS	37-3/4"	15 Amp	10	5-15R	9' cord w/NEMA 5-15P Plug	circuit breaker only	Yes	1, 3	
	PDT-1615C-NS	33-1/2"	15 Amp	16	5-15R	9' cord w/NEMA 5-15P Plug	circuit breaker only	No	1, 3	
	PDT-2015C-RN	72-3/4"	15 Amp	20	5-15R	9' cord w/NEMA 5-15P Plug	2-stage surge w/remote notification & circuit breaker	No	1, 2, 3, 4	
	PDT-2015C-NS	72-3/4"	15 Amp	20	5-15R	9' cord w/NEMA 5-15P Plug	circuit breaker only	No	1, 3	
20 Amp	PDT-2015C-M-NS	72-3/4"	15 Amp	20	5-15R	9' cord w/NEMA 5-15P Plug	circuit breaker only	Yes	1, 3	
	PDT-1020C-NS	37-3/4"	20 Amp	10	5-20R	9' cord w/NEMA 5-20P Plug	circuit breaker only	No	1, 3	
	PDT-1620C-NS	33-1/2"	20 Amp	16	5-20R	9' cord w/NEMA 5-20P Plug	circuit breaker only	No	1, 3	
	PDT-2020C-NS	72-3/4"	20 Amp	20	5-20R	9' cord w/NEMA 5-20P Plug	circuit breaker only	No	1, 3	
	PDT-2020C-RN	72-3/4"	20 Amp	20	5-20R	9' cord w/NEMA 5-20P Plug	2-stage surge w/remote notification & circuit breaker	No	1, 2, 3, 4	
	PDT-2020C-M-NS	72-3/4"	20 Amp	20	5-20R	9' cord w/NEMA 5-20P Plug	circuit breaker only	Yes	1, 3	
	PDT-2020TL-NS	72-3/4"	20 Amp	20	5-20R	9' cord w/NEMA L5-20P Plug	circuit breaker only	No	1, 3	
PDT-2020TL-M-NS	72-3/4"	20 Amp	20	5-20R	9' cord w/NEMA L5-20P Plug	circuit breaker only	Yes	1, 3		
Hardwired										
	Part #	Circuits	# of Outlets	Outlet Type	Chassis Length	Termination	Wire Gauge	Isolated (Technical Ground)	Circuit Arrangement	Standard #
15 Amp	PDT-2X1015	(2) 15 Amp	20	5-15R	72-3/4"	J-Box	12	Field Configurable	1-2-1-2-1-2-1-2-1-2-1-2-1-2-1-2-1-2	1, 2
	PDT-2X1015T	(2) 15 Amp	20	5-15R	72-3/4"	J-Box	12	Field Configurable	1-2-1-2-1-2-1-2-1-2-1-2-1-2-1-2-1-2	1, 2
20 Amp	PDT-2X1020	(2) 20 Amp	20	5-20R	72-3/4"	J-Box	12	Field Configurable	1-2-1-2-1-2-1-2-1-2-1-2-1-2-1-2-1-2	1, 2
	PDT-2X1020T	(2) 20 Amp	20	5-20R	72-3/4"	J-Box	12	Field Configurable	1-2-1-2-1-2-1-2-1-2-1-2-1-2-1-2-1-2	1, 2

PD Slim Series High Density Slim Power Strips

Choose The PD Slim Series for Thin, High Density, Pre-Configured Power Strips

High density slim power strips, contain a number of outlets that have been spaced to accommodate plug-in power supplies, resulting in no wasted outlets! Measuring 1-1/4" deep by 15/8" wide, these power strips provide maximum usability while taking up a minimum of space. Ships complete with 10' power cord, terminated with a NEMA 5-15P or NEMA 5-20P plug, 15 Amp or 20 Amp circuit breaker and mounting system. UL and CSA Listed.



	Part #	Chassis Length	Amperage	# of Outlets	Outlet Type	Termination	Protection	Local Meter	Standard #
15 Amp	PD-815SC	18"	15 Amp	8	5-15R	10' cord w/NEMA 5-15P Plug	surge & circuit breaker	No	1, 2, 3, 4
	PD-815SC-20	18"	15 Amp	8	5-15R	20' cord w/NEMA 5-15P Plug	surge & circuit breaker	No	1, 2, 3, 4
	PD-815SC-NS	18"	15 Amp	8	5-15R	10' cord w/NEMA 5-15P Plug	circuit breaker only	No	1, 3
	PD-815SC-PBSH	18"	15 Amp	8	5-15R	10' cord w/NEMA 5-15P Plug	surge & circuit breaker	No	1, 2, 3, 4
	PD-2415SC	60"	15 Amp	24	5-15R	10' cord w/NEMA 5-15P Plug	surge & circuit breaker	No	1, 2, 3, 4
20 Amp	PD-2420SC-NS	60"	20 Amp	24	(2) 5-20R, (22) 5-15R	10' cord w/NEMA 5-20P Plug	circuit breaker only	No	1, 3
	PD-2415SC-NS	60"	20 Amp	24	(2) 5-20R, (22) 5-15R	10' cord w/NEMA 5-20P Plug	circuit breaker only	No	1, 3

1. Conforms to UL Standard 1363
 2. Conforms to UL Standard 1449, 3rd Ed.
 3. Certified to CSA Standard C22.2 No. 21
 4. Certified to CSA Standard C22.2 No. 8
 5. Conforms to UL Standard 1640
 6. Certified to CSA Standard C22.2 No. 14M91






PD-2X615



PD-1415C



PD-2X620J



PD-1020J-IG



PD-620C-NS



PD-2X1215TL-30CB

L5-30
30 Amp plug

PD Series Vertical Power Strips

Choose The PD Series For The Widest Selection Of Pre-Configured Vertical Power Strips

The PD Series is a comprehensive vertical power strip line comprised of 17 pre-configured strips in four different sizes - all available and ready to ship from stock. Featuring multiple circuit, amperage, and termination choices, stock PD Series strips can satisfy many power requirements right off the shelf. All strips are constructed from 16-gauge steel, finished in a durable black powder coat and are ETL Listed in the US and Canada.

Power Strips Are In Stock With:

- Both 15 and 20 Amp circuits
- Isolated (technical) ground circuits
- Single and dual circuits (with color-coded outlets for each circuit)
- Multiple MOV surge and spike protection (non-MOV strips available, also available without circuit breaker protection)
- Circuit breaker protection (non-protected strip available, also available without surge breaker protection)
- Multiple termination choices: cord with plug, metal flex with tails, or J-box

All Middle Atlantic Products power strips feature unique mounting lances and quick-clips, and have been engineered to attach to the rackrail brackets on all of our welded racks. Quick-clips may also be attached to wood racks, as well as to walls and other surfaces by using appropriate fasteners.

PD Series 30 Amp Vertical Power Strip

The PD Series Dual Circuit 30 Amp Power Distribution strip supplies power on two circuits to 15 Amp equipment. With 12 duplexes (24 outlets) and a 9' cord, this power strip allows connection to uninterruptible power supplies. Ideal for high density server cabinets, this PD Series strip features dual circuit breakers with a lock-out pin to prevent accidental tripping of the breaker. ETL Listed in the US and Canada.

Corded										
	Part #	Chassis Length	Amperage	# of Outlets	Outlet Type	Termination	Protection	Local Meter	Standard #	
15 Amp	PD-615C	26-1/2"	15 Amp	6	5-15R	9' cord w/NEMA 5-15P Plug	surge & circuit breaker	No	1, 2, 3, 4	
	PD-615C-NS	26-1/2"	15 Amp	6	5-15R	9' cord w/NEMA 5-15P Plug	circuit breaker only	No	1, 3	
	PD-1015C	40"	15 Amp	10	5-15R	9' cord w/NEMA 5-15P Plug	surge & circuit breaker	No	1, 2, 3, 4	
	PD-1015C-NS	40"	15 Amp	10	5-15R	9' cord w/NEMA 5-15P Plug	circuit breaker only	No	1, 3	
	PD-1415C	57"	15 Amp	14	5-15R	9' cord w/NEMA 5-15P Plug	surge & circuit breaker	No	1, 2, 3, 4	
	PD-1415C-NS	57"	15 Amp	14	5-15R	9' cord w/NEMA 5-15P Plug	circuit breaker only	No	1, 3	
	PD-2X1215TL-30CB	56-1/2"	2 (15) Amp	24	5-15R	9' cord w/NEMA L5-30P Plug	circuit breaker only	No	5, 6	
20 Amp	PD-620C-NS	26-1/2"	20 Amp	6	5-20R	9' cord w/NEMA 5-20P Plug	circuit breaker only	No	1, 3	
	PD-1020C-NS	40"	20 Amp	10	5-20R	9' cord w/NEMA 5-20P Plug	circuit breaker only	No	1, 3	
	PD-1220C-NS	57"	20 Amp	12	5-20R	9' cord w/NEMA 5-20P Plug	circuit breaker only	No	1, 3	
Hardwired										
	Part #	Circuits	# of Outlets	Outlet Type	Chassis Length	Termination	Wire Gauge	Isolated (Technical Ground)	Circuit Arrangement	Standard #
15 Amp	PD-1215J-S	(1) 15 Amp	12	5-15R	30-1/2"	J-Box	14	No	1-1-1-1-1-1-1-1-1-1-1	1, 2
	PD-1215	(1) 15 Amp	12	5-15R	57"	3/8" flex, 36" length	14	No	1-1-1-1-1-1-1-1-1-1-1	1, 2
	PD-2X615	(2) 15 Amp	12	5-15R	57"	3/8" flex, 36" length	14	No	1-1-2-2-1-1-2-2-1-1-2-2	1, 2
20 Amp	PD-620J-IG	(1) 20 Amp	6	5-20R	30-1/2"	J-Box	12	Yes	1-1-1-1-1-1	1, 2
	PD-1020J-IG	(1) 20 Amp	10	5-20R	44"	J-Box	12	Yes	1-1-1-1-1-1-1-1-1-1	1, 2
	PD-2X620J	(2) 20 Amp	12	5-20R	61"	J-Box	12	No	1-1-2-2-1-1-2-2-1-1-2-2	1, 2
	PD-1220J-IG	(1) 20 Amp	12	5-20R	61"	J-Box	12	Yes	1-1-1-1-1-1-1-1-1-1-1	1, 2
	PD-1220J	(1) 20 Amp	12	5-20R	61"	J-Box	12	No	1-1-1-1-1-1-1-1-1-1-1	1, 2



Multi-Mount™ Rackmount Power and Spike Bonding Hardware

Multi-Mount™ Rackmount Power

The versatile mounting options, compact form factor and high outlet density let installers put outlets wherever they need them.



EIA/TIA Compliant



Spec. #
96-01095
A&E
for full
product
info.

All models feature:

- Reversible, adjustable mounting ears for flexible installation options
- Mixed outlet orientations to accommodate various plug types
- Compact form factor takes up minimal space
- SignalSafe™ power cord minimizes the effects of AC magnetic fields

Surge protected models also feature:

- Two stages of protection, with remote and local surge status notification
- LED power indication

Multi-Mount Rackmount Power



PD-2015R-HH-NS

PD-2015R-NS



Multi-Mount with Surge Protection and Notification



front

PD-1815R-RN



rear

2-stages of surge protection with notification




Part #	# of Circuits	Amperage	Front Outlets	Rear Outlets	Surge Protection	Cord Length	Chassis Depth	Front Power Switch
PD-1815R-RN	1	15 Amp	9	9	Yes, 2-stage w/remote notification	9'	4"	–
PD-1820R-RN	1	20 Amp	9	9	Yes, 2-stage w/remote notification	9'	4"	–
PD-2015R-NS	1	15 Amp	10	10	No	9'	4"	–
PD-2015R-HH-NS	1	15 Amp	10	10	No	9'	4"	illuminated switch/combo breaker for front 10 outlets only
PD-2020R-NS	1	20 Amp	10	10	No	9'	4"	–

Spike: Bonding/Ganging Hardware

A unique, time-saving method for bonding racks!

- Eliminate bonding wires run between racks, while providing lowest impedance ground possible
- Self-piercing at bonding points – no need to remove paint
- Displaces paint without compromising the corrosion protection of the painted surface eliminating the need for anti-oxidizing protection products required by other bonding methods
- Handy installation tool provided to ensure ease of installation and proper torquing




CRA[®] US
PATENT PENDING

Part #	Circuit
BOND-G24	spike series 24 piece rack bonding/ganging hardware



Rackmount Power Distribution, Control, and Sequencing

Rackmount Power



EIA/TIA Compliant **Spec. # 96-939** for full product info. **Spec. # 96-01041** for full product info.

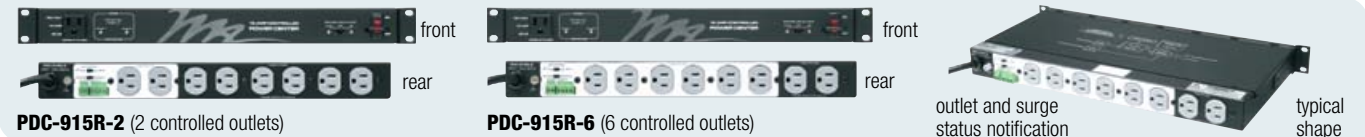
Part #	# of Circuits	Amperage	Front Outlets	Rear Outlets	Surge Protection	Finish	Cord Length	Chassis Depth	LED Light Options**	Front Power Switch	Outlet Orientation
PD-915R-PL	1	15 Amp	1 (15 Amp)	8	Yes	powder coat	9'	9"	–	LED Only	horizontal
PD-815R-PL	1	15 Amp	–	8	Yes	powder coat	9'	9"	–	LED Only	horizontal
PD-815RA-PL	1	15 Amp	–	8	Yes	brushed & anodized	9'	9"	–	LED Only	horizontal
PD-915RV-RN	1	15 Amp	1 (15 Amp)	8	Yes, 2-stage w/ remote notification	powder coat	9'	9"	front & rear	Yes	vertical
PD-915R	1	15 Amp	1 (15 Amp)	8	Yes	powder coat	9'	9"	–	Yes	horizontal
PD-915RC-20	1	15 Amp	1 (15 Amp)	8	Yes	powder coat	20'	9"	–	Yes	horizontal
PD-920R	1	20 Amp	1 (15 Amp)	8	Yes	powder coat	9'	9"	–	Yes	horizontal
PD-920RC-20	1	20 Amp	1 (15 Amp)	8	Yes	powder coat	20'	9"	–	Yes	horizontal
PD-920R-NS	1	20 Amp	1 (15 Amp)	8	No	powder coat	9'	9"	–	Yes	horizontal

**LED model # LT-GN, see pg. 114

Dry Contact Controlled Power, Ideal for Simple Reboot

This simple, cost effective approach means that you can use an existing control system, or even a simple remote switch, to control system or component power. Ideal for rebooting components or providing an easy user power-down capability.

- No computer required; use existing control system or remote power switches
- Either 2 or 6 contact-closure controlled outlets on rear depending on model
- Settings for momentary or maintained control style, normally open or normally closed
- Built-in 2-stage surge suppression with remote notification
- 9 total outlets (1 on front unswitched, 8 on rear)
- LED power indicators



Part #	# of Circuits	Amperage	Front Outlets	Rear Outlets		Surge Protection	Cord Length	Chassis Depth	Front Power Switch
				# of Controlled Outlets	# of Non-Controlled Duplex Outlets				
PDC-915R-2	1	15 Amp	1	2	6	Yes, 2-stage w/ remote notification	9'	9"	Yes
PDC-915R-6	1	15 Amp	1	6	2	Yes, 2-stage w/ remote notification	9'	9"	Yes

6-Step Sequencing

Custom times available - call for details.

Power units that feature sequencing allow you to control the order the equipment is powered on & off. This reduces the possibility of circuit overload due to excessive in-rush current. Additionally, powering on amplifiers after source or processing equipment protects speakers from damage.

- Local or remote control
- Adjustable sequencing delays (see A&E for details)
- LED power indication



Part #	# of Circuits	Amperage	Channels of Sequencing	# of Sequenced Outlets	# of Non-Sequenced Outlets	Surge Protection	Cord Length	Chassis Depth	Front Power Switch
PDS-615R	1	15 Amp	6	6 (1 per channel)	1	No	9'	9"	Yes
PDS-2X315R	2	15 Amp	6	6 (1 per channel)	1	No	9'	9"	Yes
PDS-620R	1	20 Amp	6	6 (1 per channel)	1 (15 Amp)	No	9'	9"	Yes



High CFM Rear Doors and Controller

Removes hot air from densely populated server enclosures.
Great solution when top mounted fans are not enough to move the required CFM.

Structural Features

- Ideal for hot aisle/cold aisle applications where air return is above hot aisle, because exhaust air is directed upward toward air returns
- Excellent when enclosure is highly populated with NVR's/DVR's or servers that are front intake/rear exhaust-type
- Finished in a durable black textured powder coat

Thermal Management


- Pre-configured with six 6" fans. These fans have adjustable locations and can be arranged where they are most needed
- Additional fans can be added to increase total CFM. Doors can accept up to 16 total fans to boost total air movement up to 3,520 CFM for maximum cooling
- A high-capacity thermostatic fan controller is available – see bottom of this page

Cable Management

- Each door has a removable 48" SignalSafe™ IEC cord to allow for doors to be plugged into separate circuits. Shorter IEC cords can be substituted for improved cable management.

Regulatory / Certifications

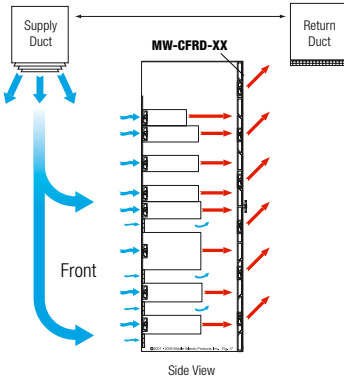
- GREENGUARD Indoor Air Quality Certified for Children and Schools (the most strict level)
- UL Listed in the US and Canada



Thermal Management

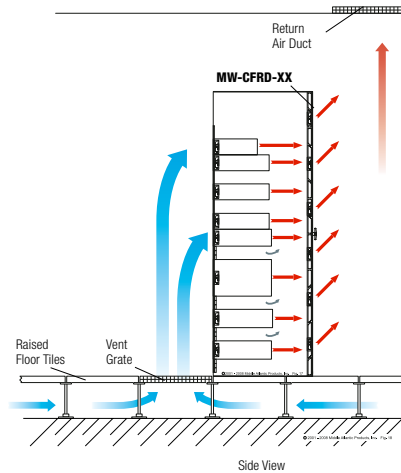
Part #	Description	Fits	Free Air CFM
MW-CFRD-45	45 RU split fan rear door	WMRK	1,320
MW-CFRD-44	44 RU split fan rear door	MRK, WRK, VRK	1,320
MW-CFRD-42	42 RU split fan rear door	WMRK	1,320
D-CFRD-44	44 RU split fan rear door	DRK	1,320
MWCFRD-FKIT	additional 6" fan for MW-CFRD and D-CFRD		220

High CFM Split Rear Door




Proper Air Conditioning Airflow and Rack Placement

High CFM Split Rear Door



Proper Forced Air on Raised Floor, Vented Floor Grate Placement



adjustable fan panels (8 per half door)

shorter IEC cords can be used to simplify cable management

Heavy-Duty Fan Thermostatic Controller for High CFM Rear Doors

- Saves energy by controlling fans proportional to heat
- One unit can power up to 16 fans in a fully populated system
- Setting for thermostatic temperature control
- Setting for proportional or snap action
- One RU; mounts at top or bottom with flexible mounting ears
- ETL Listed in the US and Canada



thermostatic control saves energy

Part #

FC-CFRD



Thermal Management Products

UQFP Series Ultra Quiet Fan Panels

The two RU Ultra Quiet Fan Panel System provides smart cooling and monitoring to ensure a reliable installation in areas where fan noise is not an option, including boardrooms, classrooms, offices, houses of worship, etc. Thermostatic, proportional speed DC fan control ensures ultra quiet operation by varying fan speed based on enclosure temperature. Overtemp notification, local and remote, offers additional operation monitoring. A unique feature of the system provides notification in the event of fan failure via a local display or remote signal to an external alarm device.

 EIA/TIA Compliant

Spec. #
96-01037
for full
product
info.

- 100 CFM cooling capacity (4 fan models), 50 CFM cooling capacity (2 fan models)
- Digital processor varies fan speed based on enclosure temperature for ultra quiet operation
- Front panel rack temperature and alert display provides instant system status ('D' models only)
- On-board digital processor monitors rack temperature via external sensor
- Local and remote notification of over temperature and fan fault can be sent to a control system



UQFP-2D



UQFP-2



UQFP-4D



UQFP-4

120V Part #*	# of Fans	Overtemp Notification			User Definable Overtemp Setting	Fan Failure Notification Local & Remote Display	Free Air Rating	Max Sound Level	Racking Height
		Local LED	Local Display	Remote					
UQFP-2D	2	✓	✓	✓	✓	✓	50 CFM	24 dB	3-1/2" (2 RU)
UQFP-4D	4	✓	✓	✓	✓	✓	100 CFM	27 dB	3-1/2" (2 RU)
UQFP-2	2	✓	-	✓	-	-	50 CFM	24 dB	3-1/2" (2 RU)
UQFP-4	4	✓	-	✓	-	-	100 CFM	27 dB	3-1/2" (2 RU)

*international versions available



QFP-1



QTFP-2

Quiet Fan Panels

Occupying three RU, these fan panel assemblies provide quiet cooling for demanding environments. Each assembly comes complete with fan(s) and grille(s) installed. Available in a black brushed and anodized, or black textured powder coat finish; cord and plug included.

120V Anodized Part #*	120V Textured Part #*	Racking Height	Free Air dB Rating	# of Fans Installed	Free Air CFM
QFP-1	QTFP-1	5-1/4" (3 RU)	<30 dBA	one	50
QFP-2	QTFP-2	5-1/4" (3 RU)	<33 dBA	two	100

*international versions available



FP2

Fan Panels

Fan panels accommodate all standard 4-1/2" fans. 3 RU (5-1/4") high, they are made from 16-gauge flanged aluminum. Offered in a black textured powder coat or black brushed and anodized finish.

Anodized Part #	Textured Part #	Racking Height	Accommodates
FP1	TFP1	5-1/4" (3 RU)	one 4-1/2" fan
FP2	TFP2	5-1/4" (3 RU)	two 4-1/2" fans
FP3	TFP3	5-1/4" (3 RU)	three 4-1/2" fans



Fan Tray System

Fan tray system lets you locate fans directly above vents on hot equipment to help hot air get moving in the right direction for rack cooling systems.


- Uses from 3 to 8 quiet 4" DC fans (69 CFM for each fan)
- 8 fan mounting positions & optional add-on fans let you locate fans exactly where needed
- Energy-saving thermostatic control for automatic on/off as needed
- Powered by a single power cord
- Occupies only one RU
- Adjustable mounting range of 18" to 32"

Part #	Description	Free Air CFM
FTA-3	3 fan tray	207
FTA-6	6 fan tray	414
FT-FAN	add-on 4" DC fan	69




EIA/TIA Compliant

Spec. #
96-01137
for full
product
info.



FTA-3



FTA-6

fans can be positioned where they are most needed

High Quality Fans

Featuring smooth, ball-bearing design, the 120V fans mount flush and come in 4-1/2", 6" and 10" models. QFAN quiet fan includes guard with a black powder coat finish and is great for minimizing noise. AXS-FAN features a slim design for mounting in AXS Series racks. BMF-FAN10 provides 825 CFM of cooling for enclosures with a high heat density. Mounting hardware and cord included with each unit.

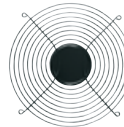
120V Part #**	Size	Depth	Free Air dB Rating	Free Air CFM
FAN	4-1/2"	1-1/2"	39 dBA	95
QFAN	4-1/2"	1-1/2"	<30 dBA	50
FAN-6	6"	1-1/2"	49 dBA	220
FAN-10	10"	3-1/2"	49 dBA	550
BMF-FAN10	10"	4-1/4"	60 dBA	825

**international versions available

Fan Guards

Fitting 4-1/2", 6" and 10" fans, fan guards are "Hamburger grille" style & have a black powder coat finish, includes hardware.

Part #	Fits
GUARD	4-1/2" fan
GUARD-6	6" fan
GUARD-10	10" fan



GUARD-10



FAN-10



FAN-6



QFAN



GUARD



GUARD-6

complete with black powder coat finish guard


Spec. #
96-01063
for full
product
info.

Fan Kits

Fan kits include (2) 4-1/2" fans, (4) guards, and the necessary vent blockers to optimize the airflow.

Part #	Fits
DWR-FK17	DWRxx17
DWR-FK22	DWRxx22/SRxx22
DWR-FK26	DWRxx26
DWR-FK32	DWRxx32/SRxx32

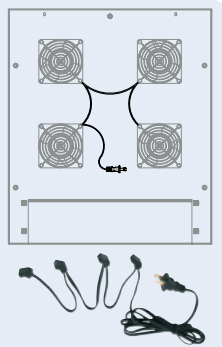
Part #	Description
CWR-FKIT	fan kit, 2 (95 CFM) fans w/ hardware



Multiple Fan Cord

Save outlets by operating two, three or four fans from a single power outlet with the multiple fan cord. Factory-installed on integrated fan tops.

Part #	Description
FANCORD-2X1	fan cord, accommodates two fans
FANCORD-3X1	fan cord, accommodates three fans
FANCORD-4X1	fan cord, accommodates four fans




Filter Kit

The three RU washable filter is 1" thick and is housed in 18-gauge perforated steel. Mounts in enclosures for use as a filtered vent panel.

Part #	Racking Height
FILTER	5-1/4" (3 RU)



Security Covers and Accessory Panels



Hinged Security Doors

Keylocked security doors allow front access to a select portion of rackmount equipment and are available in plexiglass, vented, and solid styles. Mount equipment which needs to be secured behind these doors in the “installer zone” to keep unauthorized users from tampering. Keep equipment which needs to be client-accessed in the open portion of the rack in the “user zone.”

Solid Part # Knob Clearance 1-3/8"	Plexi Part # Knob Clearance 1-1/8"	Vented Part # Knob Clearance 1-3/8"	Racking Height
SSDR-8	PSDR-8	VSDR-8	14" (8 RU)
SSDR-12	PSDR-12	VSDR-12	21" (12 RU)
SSDR-15	—	—	26-1/4" (15 RU)
SSDR-16	PSDR-16	VSDR-16	28" (16 RU)
SSDR-20	PSDR-20	VSDR-20	35" (20 RU)
SSDR-21	—	—	36-3/4" (21 RU)



SECL-4

Hinged Plexiglass Security Covers

Incorporating a steel frame and a keylocked 3/16" smoked-gray plexiglass door, our SECL Series locking security covers are offered in 2, 3, 4, and 8 RU sizes. Each unit's depth of 1-1/2" easily clears controls on most equipment.

Part #	Racking Height	Part #	Racking Height
SECL-2	3-1/2" (2 RU)	SECL-4	7" (4 RU)
SECL-3	5-1/4" (3 RU)	SECL-8	14" (8 RU)



S2
regular perf. pattern




SF2
fine perf. pattern

Fixed Perforated Security Covers

Eliminate the prospect of tampering with these tough security covers. Offered in regular or fine perforation styles (models S and SF respectively), each cover is 1" deep. Includes installed rubber edging that won't mar the equipment you're trying to protect. To enhance the level of security, use the patented Guardian Series™ security bit and HSK rack screws.

Type	Part #	Description
Allows unobstructed view of knob settings, 64% open area	S1	1-3/4" (1 RU) regular perf. pattern
	S2	3-1/2" (2 RU) regular perf. pattern
	S3	5-1/4" (3 RU) regular perf. pattern
	S4	7" (4 RU) regular perf. pattern
Allows sight of LEDs, most secure, 25% open area	SF1	1-3/4" (1 RU) fine perf. pattern
	SF2	3-1/2" (2 RU) fine perf. pattern
	SF3	5-1/4" (3 RU) fine perf. pattern
	SF4	7" (4 RU) fine perf. pattern



BR1

EIA/TIA Compliant

Brush Grommet Panel

The brush grommet panel provides a clean, organized cable entry method when mounted above any work surface. Features a built-in cable management tray, available in one and two space versions. Also fits in opening on all MW Series top options.

Part #	Racking Height	Part #	Racking Height
BR1	1-3/4" (1 RU)	BR2	3-1/2" (2 RU)



VTB-1

EIA/TIA Compliant

VTB Light Blocking Vent Panels

VTB Series light blocking vent panels provide a high percentage of open area (64%) and pre-installed light blocking material to provide superior ventilation while blocking view of internal wiring.

- Sturdy steel construction
- Flanged Panel
- 64% open area
- Flat black powder

Part #	Racking Height	Part #	Racking Height	Part #	Racking Height
VTB-1	1-3/4" (1 RU)	VTB-2	3-1/2" (2 RU)	VTB-3	5-1/4" (3 RU)



Vent and Blank Panels

VT/VTF Series Perforated Vent Panels

VT Series open perforated panels provide the highest open area of all our vent panels to allow superior ventilation. VTF Series fine perforated series panels limits viewing for aesthetics.

VT Series

- Sturdy steel construction
- Flanged Panel
- 64% open area
- Flat black powder coat

VTF Series

- Sturdy steel construction
- Flanged Panel
- 25% open area
- Flat black powder coat

64% Open Area Perf Part #	25% Open Area Perf Part #	Racking Height
VT1	VTF1	1-3/4" (1 RU)
VT2	VTF2	3-1/2" (2 RU)
VT3	VTF3	5-1/4" (3 RU)
VT4	VTF4	7" (4 RU)



EIA/TIA Compliant

Spec. #
96-050-1
for full
product
info.

A&E

EVT/EVTA Series Vent Panels

EVT Series vent panels provide an economical solution with a vertical slotted design. The EVTA series has a black and brushed anodized finish.

EVT Series

- Sturdy steel construction
- Flanged Panel
- 17% open area
- Flat black powder coat

EVTA Series

- Aluminum construction
- Flanged Panel
- 17% open area
- Black anodized finish

Flat Black Part #	Anodized Black Part #	Racking Height
EVT1	EVTA-1	1-3/4" (1 RU)
EVT2	EVTA-2	3-1/2" (2 RU)



EIA/TIA Compliant

Spec. #
96-050-1
for full
product
info.

A&E

EB/FEB Series Blank Panels

Economical steel panels finished in a durable flat black powder coat finish

EB Series

- Sturdy steel construction
- Flanged Panel

FEB Series

- Sturdy steel construction
- Flat Panel

1/2 and 1/3 Space
Panels available,
please see the
Master Catalog
for details.

Flanged Part #	Flat Part #	Racking Height
EB1	FEB1	1-3/4" (1 RU)
EB2	FEB2	3-1/2" (2 RU)
EB3	FEB3	5-1/4" (3 RU)
EB4	FEB4	7" (4 RU)
EB5	FEB5	8-3/4" (5 RU)
EB6	FEB6	10-1/2" (6 RU)



EIA/TIA Compliant

Spec. #
96-001-1
for full
product
info.

A&E

PBL/PHBL Series Blank Panels

Lightweight aluminum panels finished in a durable flat black powder coat ideal for machining.

PBL Series

- Aluminum construction
- Flanged Panel

PHBL Series

- Aluminum construction
- Flat Panel

Flanged Part #	Flat Part #	Racking Height
PBL-1	PHBL-1	1-3/4" (1 RU)
PBL-2	PHBL-2	3-1/2" (2 RU)
PBL-3	PHBL-3	5-1/4" (3 RU)
PBL-4	PHBL-4	7" (4 RU)



EIA/TIA Compliant

Spec. #
96-001-1
for full
product
info.

A&E

Rackmount LCD Keyboard and Rackmounts for LCDs


EIA/TIA Compliant


 Spec. # **96-01025**
 for full product info.




RM-KB-LCD17

four-point mount for stability



shown in closed position



working position - screen opens with keyboard recessed for monitoring

separate slides let you stow keylocked but leave screen open for monitoring

Rackmount LCD Keyboard

The Rackmount LCD Keyboard and Touchpad can be installed wherever rackmount control and system monitoring is required and can be used for a wide range of applications including network security and system performance monitoring. The 17" LCD monitor is capable of supporting 1280 x 1024 screen resolution, and is also available with an 8 or 16 port KVM switch. With its space saving, single RU design and dual-slide functionality, the rackmount LCD monitor can reside in the open position for system monitoring while the keyboard is in the closed position.

These units feature rear articulating cable carriers for strain relief and a bright active matrix LCD display for ergonomic viewing of monitoring applications. Standard 105 key keyboard with integrated touchpad. 6' connector cable included, and auto detects 120V or 240V power. This unit has a range of front to rear mounting of 18-1/4" to 27-3/4" (overall depth is 24-1/2", this unit will extend through the back of shallower racks). Works internationally with customer supplied cord.

Part #	Screen Size	Resolution	Racking Height	KVM Switch	PS/2/USB Cords Included
RM-KB-LCD17	17"	1280 x 1024	1-3/4" (1 RU)	—	—
RM-KB_LCD17X8KVM	17"	1280 x 1024	1-3/4" (1 RU)	8 port	4
RM-KB-LCD17X16KVM	17"	1280 x 1024	1-3/4" (1 RU)	16 port	8
PS2/USB-4C	PS/2 and USB cables, 4 pieces				




rear view of RM-KB-LCD17X8KVM




includes PS/2 and USB cables

Now available with KVM Switch!


EIA/TIA Compliant

 Spec. # **96-01120**
 for full product info.


RM-LCD-MV
fixed enclosed backpan style



RM-LCD-MK
tilt enclosed backpan style



RM-LCD-MT
articulating enclosed backpan style (monitor not included)



Rackmounts for LCDs

Your choice of five mounting styles

- Generous front to back adjustment
- Versatile rackmounting of LCD screen from 15" to 19", including some 20" monitors
- Includes both VESA 75 and VESA 100 mounting patterns
- RM-LCD-MT can mount larger monitors, up to 32" depending on weight
- Two styles:
 - Enclosed backpan – fixed, pivot/tilt, articulating
 - Open panel – fixed, pivot/tilt, best choice for 16:9 monitors

Part #	Racking Height	Description	Weight Capacity
RM-LCD-MV	15-3/4" (9 RU)	LCD rackmount, backpan style, VESA mount	35 lbs.
RM-LCD-MK	15-3/4" (9 RU)	LCD rackmount, backpan style, tilt mechanism	35 lbs.
RM-LCD-MT	15-3/4" (9 RU)	LCD rackmount, articulation	35 lbs.
RM-LCD-PNLV	5-1/4" (3 RU)	LCD rackmount, open panel style, VESA mount	27 lbs.
RM-LCD-PNLK	5-1/4" (3 RU)	LCD rackmount, open panel style, tilt mechanism	27 lbs.



RM-LCD-PNLV
fixed open panel style



RM-LCD-PNLK
tilt open panel style





MS/UFA Shelves and Keyboard Sliding Shelves

MS Series Shelves

This innovative new shelf was designed to mount small items conveniently in the front or rear of a rack while providing abundant cable management and device tie down points. Pattern of holes and slots accommodates nearly any mounting hole pattern, and can also be used for wire tie or other fastening approaches. Surprisingly strong for their size, these shelves will solve many of your small item mounting challenges in any standard rack. NOTE: Must be installed using standard 10-32 or 5mm rack screws into threaded rackrail.

Part #	Useable Shelf Area	Pre-Pack Qty	Weight Capacity
MS-11	1/2"h x 17-1/2"w x 11"d	1	15 lbs.
MS-11-4	1/2"h x 17-1/2"w x 11"d	4	15 lbs.
MS-5.5	1/2"h x 17-1/2"w x 5-1/2"d	1	30 lbs.
MS-5.5-4	1/2"h x 17-1/2"w x 5-1/2"d	4	30 lbs.



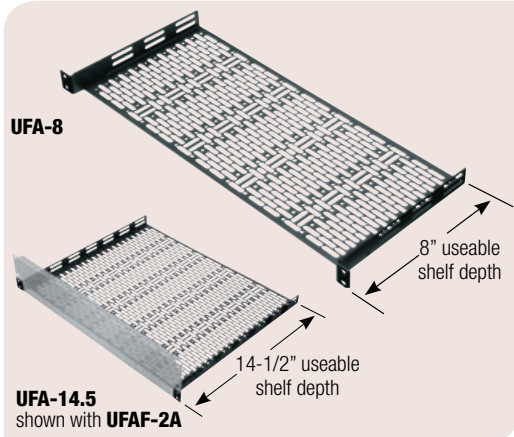
UFA Shelves and UFAF Face Panels

"Universal Face-After" shelves designed to mount small items conveniently in the front or rear of a rack while providing outstanding cable management and small device tie down points. These shelves feature the unique ability to mount a faceplate after the shelf is installed and populated, providing an attractive and secure covering.

Shelf Part #	Racking Height	Useable Shelf Area	Pre-Pack Qty	Weight Capacity	Incl. Panel
UFA-8	1-3/4" (1RU)	17-1/4"w x 8"d	1	35 lbs.	—
UFA-8-4	1-3/4" (1 RU)	17-1/4"w x 8"d	4	35 lbs.	—
UFA-14.5	1-3/4" (1RU)	17-1/4"w x 14-1/2"d	1	25 lbs.	—
UFA-14.5-4	1-3/4" (1 RU)	17-1/4"w x 14-1/2"d	4	25 lbs.	—
UFA-8-F1	1-3/4" (1RU)	17-1/4"w x 8"d	1	35 lbs.	1 RU
UFA-8-F2	3-1/2" (2 RU)	17-1/4"w x 8"d	1	35 lbs.	2 RU

Panel Part #*	Racking Height	Finish	Panel Part #*	Racking Height	Finish
UFAF-1	1-3/4" (1RU)	black powder coat	UFAF-3	5-1/4" (3 RU)	black powder coat
UFAF-1A	1-3/4" (1 RU)	black brushed and anodized	UFAF-3A	5-1/4" (3 RU)	black brushed and anodized
UFAF-2	3-1/2" (2 RU)	black powder coat	UFAF-4	7" (4 RU)	black powder coat
UFAF-2A	3-1/2" (2 RU)	black brushed and anodized	UFAF-4A	7" (4 RU)	black brushed and anodized

*Panels can be used with any UFA Shelf model



Rackmount Computer Keyboard w/ Sliding Shelf

Model RM-KB rackmount computer keyboard system occupies 1-3/4" (1RU) and includes a high-quality full 101 key AT style keyboard, with touchpad and padded wrist-rests. Articulating arm provides effective cable management. Comes with USB adapter. Finished in a durable black powder coat.


Part #	Description	Racking Height
RM-KB	rackmount computer keyboard	1-3/4" (1 RU)




Keyboard Sliding Shelf

Accommodates keyboards with a maximum width of 15-15/16" and depth of 9-3/8". Articulating arm provides effective cable management.

Part #	Description	Racking Height
KB-SS	keyboard sliding shelf	1-3/4" (1 RU)






SSHD-28

Heavy-Duty Sliding Shelf

- Deep full extension shelf allows for easy maintenance of your components right on the shelf
- Durable black powder coat finish

Part #	Racking Height	Shelf Area	Weight Capacity
SSHD-28	3-1/2" (2 RU)	16-7/8" x 28"d	200 lbs.



SS4-23VTR

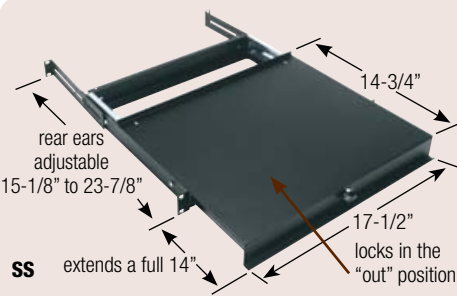


SS-VTR-CVR4
removable cover panel shown with SS4-23VTR

Heavy-Duty Sliding Shelf with Removable Face Option

- Comes with mounting ears pre-assembled for quick installation
- Full extension lockout shelf allows for easy maintenance of your components right on the shelf
- Allows access to cable, wiring and connections from the front of the enclosure
- Optional lightweight removable cover panel
- 3 front-to-rear rail mounting ranges:
 - 12-1/2" to 16-3/8"
 - 23" to 26-3/4"
 - 27-3/8" to 29-1/8"
- 23-1/8" overall depth and 23" useable depth with foot holes
- Durable steel construction with black finish

Part #	Racking Height	Shelf Area	Description	Weight Capacity
SS4-23VTR	7" (4 RU)	15-7/8" x 23"d	sliding shelf	75 lbs.
SS5-23VTR	8-3/4" (5 RU)	15-7/8" x 23"d	sliding shelf	75 lbs.
SS-VTR-CVR4	7" (4 RU)	–	removable cover	–
SS-VTR-CVR5	8-3/4" (5 RU)	–	removable cover	–

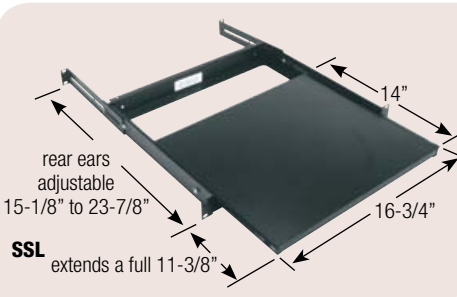


Full Extension Sliding Shelf

The SS sliding shelf is both functional and rugged. Capable of latching in an open or closed position, the shelf slides on ball bearings and extends a full 14" and mounts to any rack (rear rackrail required in steel racks). **Occupies slightly more than a single RU.** NOTE: Fits in racks with a minimum 15-1/8" from front to rear rails.

Part #	Shelf Area	Weight Capacity
SS	17-1/2"w x 14-3/4"d	50 lbs.

Spec. # 96-043-1 for full product info.

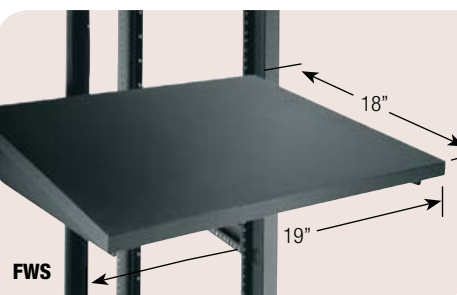


Laminated Service Sliding Shelf

Filling just a single RU, SSL sliding shelf extends 11-3/8" on nylon roller slides equipped with positive-stop lockouts. A telescopic rear support mounts to any rack (rear rackrail required in steel racks). The shelf itself is made with an attractive black laminate material. NOTE: Fits in racks with a minimum 15-1/8" from front to rear rail.

Part #	Shelf Area	Weight Capacity
SSL	16-3/4"w x 14"d	35 lbs.

Spec. # 96-043-1 for full product info.



Single-Bay Writing/Computer Keyboard Shelf

The FWS fixed single bay writing/computer keyboard shelf bolts quickly to any 19" rack to create an ideal workspace. With an attractive, black laminate top made from 3/4" furniture-grade MDF board, it occupies 2 RUs below and comes complete with special rail-mounting hardware.

Part #	Depth	Weight Capacity
FWS	18"	100 lbs.



Fully Vented Utility Shelf

- Fully ventilated bottom and side areas for maximizing heat dissipation
- Includes 3 rear brackets to prevent components from sliding backwards
- Allows optional PD-815SC-PBSH (15 Amp, 8 outlet surge protected power strip) to be attached to the rear of the shelf
- Allows attachment of optional clamping bars to secure components

Part #	Racking Height	Overall Depth*	Useable Depth	Weight Capacity
U2V	3-1/2" (2 RU)	14-9/16"	14-3/8"	50 lbs.
U3V	5-1/4" (3 RU)	14-9/16"	14-3/8"	70 lbs.
U4V	7" (4 RU)	15-1/2"	15-5/16"	85 lbs.

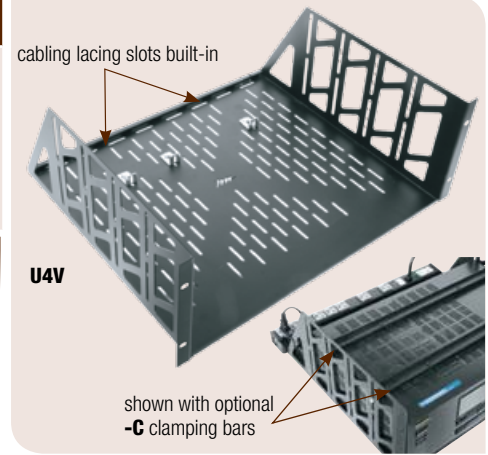
*Power strip on rear adds 2" to overall depth of shelf

 EIA/TIA Compliant



allows optional PD-815SC-PBSH to be attached to the rear of the shelf

Spec. #
96-047
for full
product
info.
A&E



Utility Rackshelves

- Accommodate components up to 17-3/8" wide
- Finished in a durable black powder coat
- Made from 16-gauge steel
- Individually boxed

Part #	Racking Height	Overall Depth	Useable Depth	Weight Capacity
U1	1-3/4" (1 RU)	10-3/4"	10-1/16"	35 lbs.
U2	3-1/2" (2 RU)	14-9/16"	14-3/8"	50 lbs.
U3	5-1/4" (3 RU)	14-9/16"	14-3/8"	70 lbs.
U4	7" (4 RU)	15-1/2"	15-5/16"	85 lbs.

Master Pack Quantity Discount Available - please call

 EIA/TIA Compliant



Spec. #
96-047
for full
product
info.
A&E



U2

Partially Vented Deep Utility Shelf

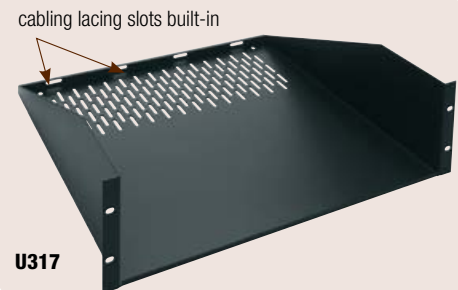
17-3/4" deep by 5-1/4" high, this partially vented rackshelf has a 60 lb. weight capacity and a rear flange slotted for horizontal cable management. Constructed from 16-gauge steel and finished in a black powder coat.

Part #	Racking Height	Overall Depth	Useable Depth	Weight Capacity
U317	5-1/4" (3 RU)	17-7/8"	17-3/4"	60 lbs.

 EIA/TIA Compliant



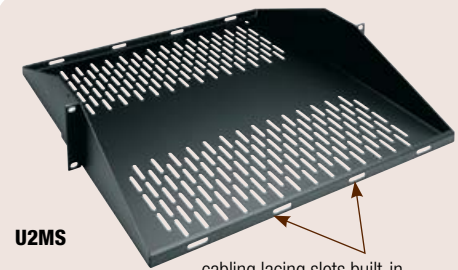
Spec. #
96-047
for full
product
info.
A&E



Vented Center Mount Shelf

- Supports up to 50 lbs.
- 18" deep
- Vented bottom aids cooling
- Durable black powder coat finish

Part #	Racking Height	Overall Depth	Useable Depth	Weight Capacity
U2MS	3-1/2" (2 RU)	17-1/4" x 18"d	50 lbs.	60 lbs.



Shallow Depth Rackshelf

Designed to mount smaller components, wireless units and other non-rackmount equipment. Includes hook-and-loop strips for component mounting.


- Features an enhanced ventilation pattern
- Constructed from 16-gauge steel
- Finished in a durable black powder coat

Part #	Racking Height	Depth	Weight Capacity
UTR1	1-3/4" (1 RU)	10"	25 lbs.

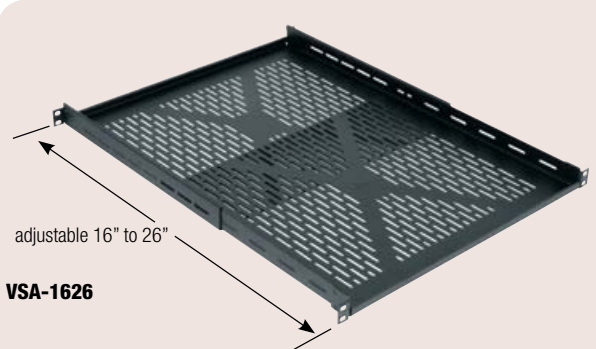
*Master Pack Quantity Discount Available - please call

 EIA/TIA Compliant

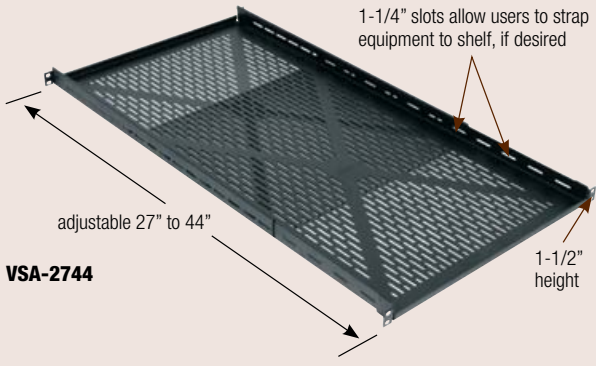
Spec. #
96-047
for full
product
info.
A&E



Rackshelves - 4 Point Adjustable Depth



VSA-1626



VSA-2744

Telescoping Full Depth Heavy Duty 4 Point Shelf

The most versatile, heavy duty shelf available! Unlike standard adjustable shelves, the entire VSA shelf telescopes to reach rear rail, providing a range of useable depths from 16" to 44". Providing the greatest useable depth in its class and featuring a 400 lb. weight capacity, the heavy-duty VSA is ideal for even the deepest components. Constructed of hemmed 16-gauge steel and finished in a durable black powder coat, the VSA is **fully vented** for superior cooling and features many tie points for enhanced cable management.

Part #	Racking Height	Overall Depth	Weight Capacity
VSA-1626	1-1/2" (<1 RU)	17.25"w x 16" (min.) to 26" (max) d	400 lbs.
VSA-2744	1-1/2" (<1 RU)	17.25"w x 27" (min.) to 44" (max) d	400 lbs.

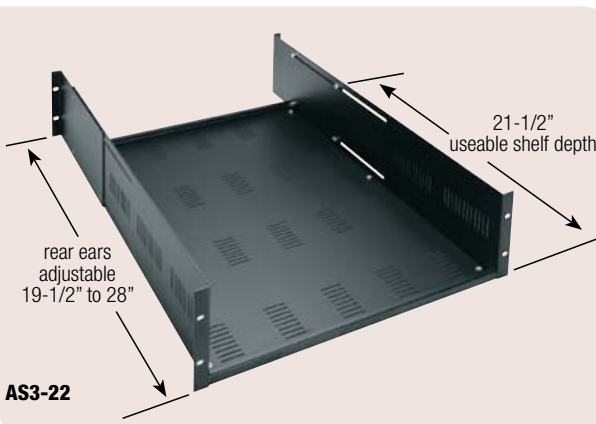

Easy to mount design requires less open RU to install other than 4-point shelves



Spec. #
96-01080
for full
product
info.



HOT TIP! Increase useable width from 17-3/16" to the useable width of the enclosure by inverting the VSA shelf!

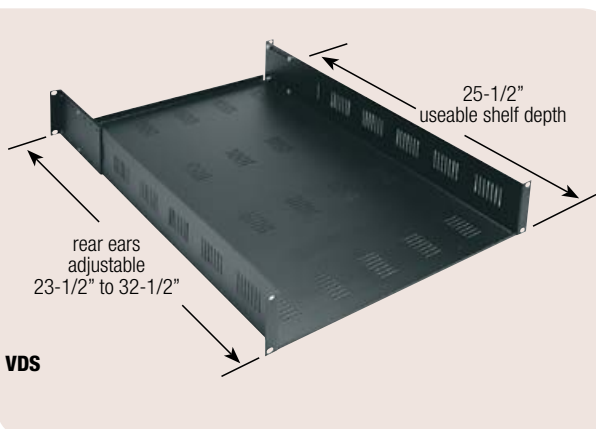


AS3-22

Adjustable 4 Point Rackshelf

With a front to rear mounting adjustment range from 19-1/2" to 28" deep, the versatile AS3-22 shelf is vented and rackmounts most video decks and tower CPUs. Built expressly for heavy equipment, ships ready-to-assemble with included hardware and supports 300 lbs. NOTE: Fits in racks with a minimum 19-1/2" from front to rear rail.

Part #	Racking Height	Shelf Area	Weight Capacity
AS3-22	5-1/4" (3 RU)	17-3/8"w x 21-1/2"d	300 lbs.



VDS

Adjustable Deep Rackshelf

The VDS shelf is a partially vented mounting solution for most deep equipment. This shelf has a front to rear mounting adjustment range from 23-1/2" to 32". NOTE: Fits in racks with a minimum 23-1/2" from front to rear rail.

Part #	Racking Height	Shelf Area	Weight Capacity
VDS	3-1/2" (2 RU)	17-3/8"w x 25-1/2"d	100 lbs.



Rackmount Storage

Heavy-Duty D and TD Series Drawers

Fully enclosed top with inside dimensions measuring 15-7/8" wide by 14-1/2" deep, the D and TD Series drawers feature spring-loaded latches and rugged, straight-forward construction. Installed keylock option available. 2, 3 and 4 RU models include drawer mat and rear cable grommet at no extra charge!

Black Anodized Part #*	Black Textured Part #*	Racking Height
D2	TD2	3-1/2" (2 RU)
D3	TD3	5-1/4" (3 RU)
D4	TD4	7" (4 RU)
D5	TD5	8-3/4" (5 RU)
–	TD8FLK**	14" (8 RU)

*Suffix part # with "LK" for installed keylock option. **Includes file hanging kit 8-1/2" x 11" letter size and installed keylock.



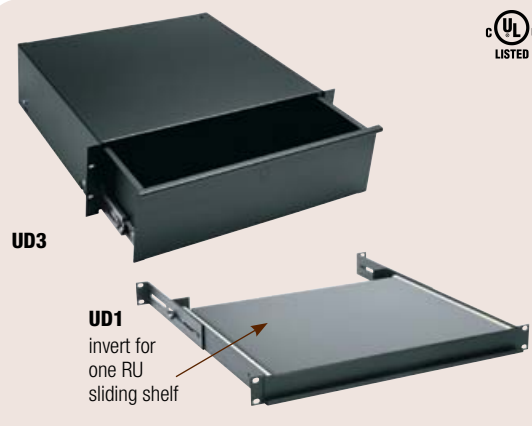
TD8FLK
8 RU locking drawer includes letter size 8-1/2" x 11" file hanging kit and installed keylock



UD Series Utility Drawers

The UD Series drawers offer an economical rack storage solution. Full extension ball bearing slides extend a full 14" to reveal inside dimensions measuring 15-7/8" wide by 14-1/2" deep. Each model comes with a face formed drawer pull. User-installed latch and keylock are available options. Black powder coat finish.

Part #	Racking Height	Part #	Description
UD1	1-3/4" (1 RU)	LATCH	user installed latch
UD2	3-1/2" (2 RU)	KYLK	user installed keylock
UD3	5-1/4" (3 RU)		
UD4	7" (4 RU)		



Lockboxes

Safely secure gear in a rackmount LBX Series lockbox. 9" depth and 17" interior width, 3 and 4 RU models are offered with a durable black powder coat finish.

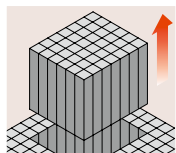
Part #	Racking Height	Depth
LBX-3	5-1/4" (3 space)	9"
LBX-4	7" (4 space)	9"



Customizable Foam Inserts

Customizable foam inserts can be modified to hold any accessory tightly in place. Protects sensitive equipment and tools from shifting or becoming damaged when drawers are opened and closed. Fits any Middle Atlantic Products drawer.


Part #	Description
FI-2	customizable foam insert, fits 2 space drawer
FI-3	customizable foam insert, fits 3 space drawer
FI-4	customizable foam insert, fits 4 space drawer



foam sections removable to fit snug against sensitive tools and equipment



Rack Screws and Accessories



Premium Rack Screws

Premium rack screws provide the best bit engagement in the industry. HG hardware features salt spray resistant plating that slows rust build-up. HM hardware features an attractive black matte finish. Both types are truss-head hardware, 10-32 threaded, 3/4" long with pre-installed washers and self-guiding pilot points.

Part #	Qty	Finish
HG	100 pc.	salt spray resistant, black gloss
HG500	500 pc. in reusable jar	salt spray resistant, black gloss

Part #	Qty	Finish
HM	100 pc.	black matte
HM500	500 pc. in reusable jar	black matte



Standard Rack Screws

Standard 3/4" long rack screws with 10-32 threads feature self-guiding pilot points. HP Series truss head screws provide a clean, modern appearance and fit under optional trim strips, for the most attractive finish. HW Series trim-head screws feature a classic appearance. Includes factory-installed nylon washer.

Part #	Head	Qty
HP500	truss-head	500 pc. in reusable jar
HP	truss-head	100 pc.
HPS	truss-head	25 pc.

Part #	Head	Qty
HW500	trim-head	500 pc. in reusable jar
HW100	trim-head	100 pc.



Security Rack Screws

US Patent #D517,404,D546,157

Security screws are the ideal way to keep people from tampering with rackmounted equipment. The patented high security Guardian Series™ hardware is unique to Middle Atlantic and features a square post drive that cannot be found elsewhere. All screws are 10-32 by 3/4" and include factory-installed black nylon washer and black finish.

Rack Screw Part #	Qty	Bit Part #	Description
HSK	100 pc.	SPBIT	Highest Security patented square post drive
HTX	50 pc.	TBIT	star post
HS	100 pc	SBIT	square drive



Cable Friendly Short Rack Screws

Cable friendly HPQ Series screws are 3/8" long with 10-32 threads and feature a rounded end to allow wires to be dressed inside front rackrail without chafing. Featuring an attractive Phillips truss head, finished in black. Ideal for mounting vent panels and cable management bars.

Part #	Qty
HPQ-500	500 pc. in reusable jar
HPQ	100 pc.



Cage Nut Hardware

Cage nuts fit our cage-nut style rackrail and are available for use with 10-32 and 6mm rack screws to accommodate slide out servers.

Part #	Description
CN1032-50	50 pc. 10-32 cage nuts
CN6MM-100	100 pc. 6mm cage nuts



12-24 and 6MM Rack Screws

Primarily used in telecommunications and data, these 5/8" long 12-24 and 6mm threaded screws are heat-treated to prevent head stripping. Finished in black, includes nylon washers.

Part #	Qty
HP-24	100 pc. 12-24 thread
HP24-500	500 pc. 12-24 thread in reusable jar

Part #	Qty
HP-6MM	100 pc. 6mm Phillips head rack screws



Rack Ruler




No time for rackspace math? Use the Rack Ruler instead. It's a genuinely handy tape measure incremented in both RUs (red) and inches (black) down to 1/32" scale. Measuring 1/2" wide by 96" (8 feet) long, its Mylar-coated retracting steel tape is housed in a tough ABS case with a thumb lock and belt clip. This is a rugged tool, not a toy – precision made by Starrett®.



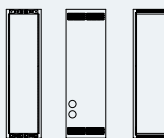

Part #	Labeling on Back
RULER	audio tables, charts, and pinouts





Part #	Labeling on Back
DARULER	data tables, charts, and contact wiring







From a wealth of online resources to an award-winning customer support team, Middle Atlantic Products prides itself on the support it provides its customers to make product specification easy and convenient.

Design Platforms		
<p>RackTools® Specification Software</p>  <p>Free layout and specification package for all Rack products. Creates elevation, side, rear and plan view drawings, and also creates Quotes and Purchase Orders. Exports to AutoCAD® and Microsoft Visio®.</p> <p>Free download from racktools.com</p>	<p>Middle Atlantic Designer™</p>  <p>Full color, 3D console, LD desk, video wall and room layout software package. Includes a line of sight tool. Creates Quotes, Specifications, & also exports to AutoCAD®.</p> <p>Free download from middleatlantic.com, in the 'Tools' menu.</p>	<p>Stencil Blocks for Visio®</p>  <p>Ready to use stencils for Microsoft Visio®. Visio Blocks have been enhanced with an on-line, updateable database of our complete custom rackshelf offering.</p> <p>Free download from middleatlantic.com, on the Resources>>Tech Docs page.</p>

Drawings and Specifications			
<p>Revit®/BIM (Building Information Modeling)</p>  <p>Revit® family models available for enclosures & consoles.</p> <p>Available at middleatlantic.com, on the Resources>>Tech Docs page.</p>	<p>A&E Spec. Sheets/CSI MasterFormat 3 Part Specs. /CAD Tech Spec Drawings</p>  <p>Available for most products.</p> <p>Available at middleatlantic.com, on the Resources>>Tech Docs page.</p>	<p>CAD Blocks</p>  <p>Comprehensive library of 2D CAD blocks available for all enclosures.</p> <p>Available at middleatlantic.com, on the Resources>>Tech Docs page.</p>	<p>3D CAD</p>  <p>Comprehensive library of 3D CAD models available of enclosures & consoles.</p> <p>Available at middleatlantic.com, on the Resources>>Tech Docs page.</p>

Online Configurators and Resources			
<p>MPR Modular Power Raceway</p>  <p>Design an MPR Modular Power Raceway quickly and easily. Creates a diagram, quote and parts list.</p> <p>Available at middleatlantic.com, in the 'Tools' menu.</p>	<p>PDW Custom Power</p>  <p>Quickly and easily design a PDW Series custom power raceway, including circuit marking and custom logos.</p> <p>Available at middleatlantic.com, in the 'Tools' menu.</p>	<p>Thermal Calculator</p>  <p>Answer a few simple questions to determine the cooling needed to keep the system running at the optimal temperature.</p> <p>Available at middleatlantic.com, in the 'Tools' menu. Now available for iPhone - see "MAP Toolbox" at iTunes.</p>	<p>RackFinder</p>  <p>Not sure which rack is needed? This quick online tool helps determine the best solution.</p> <p>Available at middleatlantic.com, on the main home page.</p>

<p>Spec Clips</p>  <p>Save time by letting Spec Clips do the work – simply copy and paste the results into the specification.</p> <p>Available at middleatlantic.com, in the 'Resources' menu.</p>	<p>UPS Runtime Calculator</p>  <p>This calculator is the quick and easy way to determine the appropriate backup power required.</p> <p>Available at middleatlantic.com, in the 'Tools' menu. Now available for iPhone - see "MAP Toolbox" at iTunes.</p>	<p>Tech Support Hotline</p>  <p>Available via phone 800-266-7225 and email (sales@middleatlantic.com), providing expert advice quickly and easily.</p>	<p>White Papers</p>  <p>Practical guidance on power distribution and grounding, thermal management, cable management and seismic installations.</p> <p>Available at middleatlantic.com, in the 'Resources' menu.</p>
---	---	--	---





CORPORATE HEADQUARTERS

300 Fairfield Road, Fairfield, NJ 07004, U.S.A.
Corporate Voice: 800-266-7225
Fax: 800-392-3955
International Voice: +1 973 839-1011
Fax: +1 973 831-4982

MIDDLE ATLANTIC CANADA

Ottawa, Ontario (Canada Head Office)
113 Iber Road, Ottawa, Ontario K2S 1E7
Corporate voice: 888-766-9770
Fax: 888-599-5009

FACTORY DISTRIBUTION

USA: New Jersey
California · Illinois
middleatlantic.com

Canada: Ontario
British Columbia
middleatlantic.ca

The third party trademarks used in this catalog, including Decora, Revit, Velcro, Unistrut, Technogel, Savant, Rosie, Crestron, iPod, Sony, PS3, Xbox 360, Wii, Blu-ray, Visio and AutoCAD are registered trademarks of their respective owners.

We are pleased that our products work well with products from many fine companies, but the use of these trademarks here is neither an endorsement of their products nor is it their endorsement of our fine products.



Middle Atlantic Products manufactures exceptional support and protection products to mount integrated electronic systems. All of our products are engineered to maximize system reliability and to meet the needs of installers. From thermal considerations and built-in cable management on our racks and enclosures, to pre-installed washers on our rack screws, we build in ways to save time and simplify the job.

Our customer-first philosophy doesn't stop with our products. We have a fleet of regional delivery trucks based at our New Jersey, Illinois and California facilities that deliver our products to nearby customers and installation sites. Our demonstration vehicles tour the country displaying our products and providing a hands-on look at the unique features and benefits. And our free electronic tools, including RackTools™ rack specification software, and Middle Atlantic Designer™ 3D layout software for technical furniture and video walls, make it easy to design your racks and furniture layouts and quickly generate Purchase Orders and Quotes.

Middle Atlantic's manufacturing capabilities include laser-fabrication cells which produce smooth edges that are friendly to both cables and contractors hands and arms, automated forming lines, robots and high-speed turret presses that provide quick throughput to allow us to ship from stock and support larger jobs quickly. Our extensive selection of products includes steel rack enclosures, monitoring consoles, cable management products, technical furniture, power distribution products, cooling products, and related accessories.

We are proud to hold both ISO 9001 registration for our quality management system in all our US facilities, and ISO 14001 registration for our environmental management system at our New Jersey headquarters location. Together, these rigorous, independently verified world-class registrations provide the assurance that our customers will continue to receive high quality products and services, and that as a corporation we are dedicated to proactively managing our environmental impact.

Commitment to the Environment

Middle Atlantic Products demonstrates a strong commitment to the environment, one which influences all aspects of our business, not simply product design. We are proud that our New Jersey headquarters and manufacturing facility has achieved ISO 14001 registration for our environmental management system. We strive to use less energy and fewer natural resources to make our products because it helps lessen our impact on the environment, but it also helps us benefit our customers with competitive prices. To further our commitment to the environment and healthy work spaces, we have achieved GREENGUARD Indoor Air Quality Certification for Children and Schools (the strictest level available) on the majority of our product line. This certifies that our products meet the strictest levels of emissions of Volatile Organic Compounds. To learn more about our environmental initiatives, contact us or see our website.



ISO 14001 Registered

