

racks & enclosures | essex | technical furniture | power | accessories

what **great systems** are built on.™






what great systems  
are built on.™

Middle Atlantic Products, a Group Brand Legrand® has manufactured exceptional support & protection products to mount integrated AV systems in Residential, Commercial, Broadcast and Security applications since 1979.

All of our products are designed and engineered in the US to maximize system reliability and to meet the needs of installers; from thermal considerations and built-in cable management, to pre-installed





washers on our rack screws, we build in ways to save time and simplify the job.

At the heart of every installation, you'll find Middle Atlantic Products - what great systems are built on.

A Group brand |  legrand®





# customer first philosophy

Our philosophy began as, and will always be, Customers First. Middle Atlantic's customer service team, technical support group & custom division are fully dedicated resources to ensure that we provide the right product and solution at the right time to meet our customers' needs.

Our 425,000 square foot headquarters is equipped with manufacturing capabilities such as laser-fabrication cells which produce smooth edges





that are friendly to both cables and contractors, automated forming lines, robots and high-speed turret presses that provide quick throughput.

It's these resources that allowed us to revolutionize the industry by stocking products nationwide to be ready on a moments notice.

We've developed the broadest and deepest product lines in the industry – maximizing our customers'

options, helping them consolidate vendors all while staying close to our core offering and expertise to ensure a value added experience.





Photo courtesy of Peter Shipp

## racks and enclosures



Gangable Floor-Standing Enclosures	12 - 29
BGR Series	12 - 13
SNE Series	14 - 15
MRK Series	16 - 17
VRK Series	18 - 19
VMRK Series	20 - 21
WVRK Series	22 - 23
WRK Series	24 - 25
DRK Series	26 - 27
Slim 5 Series	28 - 29
Stand-Alone Floor-Standing Enclosures	32 - 55
BGR-SA Series	32 - 33
BGR Series Presentation Enclosure	34 - 35
WRK-SA Series	36 - 37
WRK-24MDK Series	38 - 39
ERK Series	40 - 41
ERK-KD Series	42 - 43
Options	44 - 50
SRB Series Riser Bases	51
Raised Floor Enclosure Support System™	52 - 53
Configured Enclosure Systems	54 - 55
Wall Mount Racks and Cabinets	58 - 77
SR Series	58 - 59
DWR Series	60 - 61
EWR Series	62 - 63
CWR Series	64 - 65
SWR and SBX Series	66 - 67
TOR and WRS/WRP Series	68 - 69
SFR and WM Series	70 - 71
HDR and SPM Series	72 - 73
VPM and PPM Series	74 - 75
HPM and DLBX/VLBX Series	76 - 77
Slide Out Racks	80 - 93
WR Series	80 - 81
AXS Series	82 - 85
AX-SXR Series	86 - 87
ASR-HD Series	88 - 89
ASR and REB Series	90 - 91
SRSR and SRS Series	92 - 93
Specialty Racks	94 - 111
MFR and RFR Series	96 - 97
RK/BRK, OBRK and MBRK Series	98 - 99
OSR and SRK Series	100 - 101
Slim 2 and DR Series	102 - 103
PTRK and ISRK Series	104 - 105
HRF Series	106 - 107
CFR Series	108 - 109
IDF and DTRK Series	110 - 111
2 and 4 Post Racks	114 - 119
R4 Series	114 - 115
MK Series	116 - 117
RL/RLA Series and R2 Series	118 - 119

# table of contents



## essex by Middle Atlantic



QAR Series	122 - 123
MMR Series	124 - 125
RCS Series	126 - 127
Power Options	128
Accessory Bundles	129
Accessory Options	130 - 131

## technical furniture



Frame To Furniture™	134 - 139
C5 Series Credenzas	134 - 135
L5 Series Lecterns	136 - 137
TechPed™ Series Technology Pedestals	138 - 139
Consoles/Workstations	140 - 153
ViewPoint™ Series	140 - 143
Options	144 - 147
Edit Center™ Series	148 - 149
LD Series	150 - 151
MultiDesk Video™ Series	152 - 153
Carts & Stands	154 - 159
Monitoring/Display Walls	160 - 163

## power



Uninterruptible Power Supplies (UPS)	166 - 167
Horizontal Power Distribution	168 - 175
Vertical Power Distribution	176 - 179
Custom Power	180 - 182
Isolation Transformers	183 - 184
Power Accessories	185 - 187

## accessories



Shelves & Storage	190 - 203
Custom Rackshelves	190 - 191
Adjustable & Sliding Shelves	192 - 193
Rackshelves	194 - 197
Media Player & Keyboard Shelves	198 - 199
LCD Rackmounts & Other Shelves	200 - 201
Rackmount Storage	202 - 203
Lever Lock™	206 - 207
Cable Management	210 - 219
Horizontal	210 - 213
Vertical	214
Cable Ducts & Chases	215 - 216
Cable Ladders	217 - 218
Accessories	219
Thermal Management	222 - 227
Rackmount Consoles	228
Lighting	229
Security Options & Covers	230 - 231
Blank & Vent Panels	232 - 239
Connector Panels	237 - 239
Hardware & Accessories	240 - 245

## resources



E-Tools	246 - 248
Finishes	249
Alpha-Numeric Index	250 - 251



racks and enclosures



essex by Middle Atlantic



technical furniture



power




accessories



resources



Photo courtesy of Peter Shipp.




Racks and enclosures form the primary structure of an installation, and provide the “frame” to support electronic equipment, power, cooling and cable management.

Middle Atlantic offers the broadest and deepest range of rack solutions in the industry to meet the needs of almost any application and maximize your options. Explore the products in the following pages or visit [middleatlantic.com](http://middleatlantic.com) to find the perfect solution for you.

# racks and enclosures







# gangable floor-standing enclosures

Gangable racks are designed for larger installations where more than one rack is needed. Normally, they are floor-standing and feature large openings on the sides as well as front and back, and have holes or pre-installed nuts that allow the racks to be bolted together side-to-side.

(Some installers also prefer them for single-rack jobs because the open sides provide unrestricted access during installation.)





Attaching the racks firmly together provides strength, stability, and allows cabling to pass between racks. Side panel sets are available to cover the sides once the installation is complete; one set of side panels will close off an entire row of gangable racks.

Most floor-standing gangable racks range in capacity from 19 to 44 or 45 spaces, with the Extra Tall VMRK having up to 54 spaces.

Solutions are also available to close off one or more sides in the middle of a row of gangable racks – perfect for blocking airflow from one rack to the next.

BGR Series	12 - 13
SNE Series	14 - 15
MRK Series	16 - 17
VRK Series	18 - 19
VMRK Series	20 - 21
WVRK Series	22 - 23
WRK Series	24 - 25
DRK Series	26 - 27
Slim 5 Series	28 - 29



## highest level of integration flexibility



The **BGR Series** innovative rack delivers the highest level of integration flexibility and space efficiency.



- Designed to accommodate evolving AV systems
- Breakthrough design provides high strength without extra weight
- Wide open top and bottom offer many cabling and cooling options
- Standard front and rear adjustable 10-32 threaded rackrail with numbered spaces
- Includes standard vented rear door that accepts optional fans (except LRD models)
- Accepts Lever Lock™ system tool free cable management accessories, see pg. 206
- Accepts extender bay to add 3" of useable depth to the front or rear at any time
- Accepts brush grommet rear door kit for a large cable passage passage without fishing

### Certifications

- Seismic Certification
- UL/ETL Listed
- RoHS
- GREENGUARD

### Market Solutions



Broadcast



Commercial  
AV



Residential  
AV



Security



Structured  
Cabling



Education





Product Information

Part #*	Racking Height	Overall Height	Overall Depth	Useable Depth	Side Panels	Add'l 10/32 Threaded Rackrail (Pair)	Accent Trim (Silver)*
BGR-1927	33-1/4" (19 space)	37-3/8"	27"	24-3/8"	BSPN-19-27	BGR-RR19	BGR-TRIM19
BGR-2527	43-3/4" (25 space)	47-7/8"	27"	24-3/8"	BSPN-25-27	BGR-RR25	BGR-TRIM25
BGR-2532	43-3/4" (25 space)	47-7/8"	32"	29-3/8"	BSPN-25-32	BGR-RR25	BGR-TRIM25
BGR-3827	66-1/2" (38 space)	70-5/8"	27"	24-3/8"	BSPN-38-27	BGR-RR38	BGR-TRIM38
BGR-3832	66-1/2" (38 space)	70-5/8"	32"	29-3/8"	BSPN-38-32	BGR-RR38	BGR-TRIM38
BGR-4127	71-3/4" (41 space)	75-7/8"	27"	24-3/8"	BSPN-41-27	BGR-RR41	BGR-TRIM41
BGR-4132	71-3/4" (41 space)	75-7/8"	32"	29-3/8"	BSPN-41-32	BGR-RR41	BGR-TRIM41
BGR-4138	71-3/4" (41 space)	75-7/8"	38"	35-3/8"	BSPN-41-38	BGR-RR41	BGR-TRIM41
BGR-4527	78-3/4" (45 space)	82-7/8"	27"	24-3/8"	BSPN-45-27	BGR-RR45	BGR-TRIM45
BGR-4532	78-3/4" (45 space)	82-7/8"	32"	29-3/8"	BSPN-45-32	BGR-RR45	BGR-TRIM45
BGR-4538	78-3/4" (45 space)	82-7/8"	38"	35-3/8"	BSPN-45-38	BGR-RR45	BGR-TRIM45

\*available without rear door, suffix part # 'LRD' \*accent trim also available in black, suffix part # 'B'



Get Patented Protection  
 • See Series Protection™ power distribution – see pg. 170

Options

Please refer to the enclosure options section on pgs. 44-50 or visit our website for more info.

Fits Part #	Front Doors					Rear Doors	Solid Top	Top Rail Reducer	Vented Top	Fan Tops*			
	Solid	Plexi	Vented	Curved Door Vented	Curved Door Plexi	Cable Entry Rear Door**				552 CFM	276 CFM	552 CFM with Controller	276 CFM with Controller
BGR-1927	BFD-19	BPFD-19	BVFD-19	VFD-19A	PFD-19A	BGR-RDC19	-	-	-	-	-	-	-
BGR-2527	BFD-25	BPFD-25	BVFD-25	VFD-25A	PFD-25A	BGR-RDC25	-	-	-	-	-	-	-
BGR-2532	BFD-25	BPFD-25	BVFD-25	VFD-25A	PFD-25A	BGR-RDC25	-	-	-	-	-	-	-
BGR-3827	BFD-38	BPFD-38	BVFD-38	VFD-38A	PFD-38A	BGR-RDC38	BGR-STP9	BGR-TRR9	BGR-LVT9	BGR-552FT	BGR-276FT	BGR-552FT-FC	BGR-276FT-FC
BGR-3832	BFD-38	BPFD-38	BVFD-38	VFD-38A	PFD-38A	BGR-RDC38	BGR-STP9	BGR-TRR9	BGR-LVT9	BGR-552FT	BGR-276FT	BGR-552FT-FC	BGR-276FT-FC
BGR-4127	BFD-41	BPFD-41	BVFD-41	VFD-41A	PFD-41A	BGR-RDC41	BGR-STP9	BGR-TRR9	BGR-LVT9	BGR-552FT	BGR-276FT	BGR-552FT-FC	BGR-276FT-FC
BGR-4132	BFD-41	BPFD-41	BVFD-41	VFD-41A	PFD-41A	BGR-RDC41	BGR-STP9	BGR-TRR9	BGR-LVT9	BGR-552FT	BGR-276FT	BGR-552FT-FC	BGR-276FT-FC
BGR-4138	BFD-41	BPFD-41	BVFD-41	VFD-41A	PFD-41A	BGR-RDC41	BGR-STP9	BGR-TRR9	BGR-LVT9	BGR-552FT	BGR-276FT	BGR-552FT-FC	BGR-276FT-FC
BGR-4527	BFD-45	BPFD-45	BVFD-45	VFD-45A	PFD-45A	BGR-RDC45	BGR-STP9	BGR-TRR9	BGR-LVT9	BGR-552FT	BGR-276FT	BGR-552FT-FC	BGR-276FT-FC
BGR-4532	BFD-45	BPFD-45	BVFD-45	VFD-45A	PFD-45A	BGR-RDC45	BGR-STP9	BGR-TRR9	BGR-LVT9	BGR-552FT	BGR-276FT	BGR-552FT-FC	BGR-276FT-FC
BGR-4538	BFD-45	BPFD-45	BVFD-45	VFD-45A	PFD-45A	BGR-RDC45	BGR-STP9	BGR-TRR9	BGR-LVT9	BGR-552FT	BGR-276FT	BGR-552FT-FC	BGR-276FT-FC

\*All fan tops come with blank panels to close top of rack. \*\*Order with part # 'LRD'.

Part #	Description
BGR-CC-45FB	BGR front and back cable chase, 4.4" width, fits 45 space racks
BGR-CC-41FB	BGR front and back cable chase, 4.4" width, fits 41 space racks
BGR-CC-38FB	BGR front and back cable chase, 4.4" width, fits 38 space racks

Part #	Description
BGR-CC-38LT	BGR top cable chase, 4.4" width, 38" deep
BGR-CC-32LT	BGR top cable chase, 4.4" width, 32" deep
BGR-CC-27LT	BGR top cable chase, 4.4" width, 27" deep

Front Trim Kit Part # (Silver)	Front Trim Kit Part # (Black)	Fits
BGR-TRIM19	BGR-TRIM19B	BGR 19 space racks
BGR-TRIM25	BGR-TRIM25B	BGR 25 space racks
BGR-TRIM38	BGR-TRIM38B	BGR 38 space racks
BGR-TRIM41	BGR-TRIM41B	BGR 41 space racks
BGR-TRIM45	BGR-TRIM45B	BGR 45 space racks

Additional Options:






## most advanced rack enclosure



The **SNE Series** is the most advanced security rack enclosure available.

- Four available configurations fit your system type, wiring needs, cooling requirements and rack location
- Thermal options built for unconditioned or conditioned environments with active or passive ventilation
- Adaptable equipment mounting threaded rail, cage nut rail or innovative adapter for both
- Raised-floor ready with seismic and standard riser bases
- Accepts Lever Lock™ system tool free cable management accessories, see pg. 206
- Versatile cable management and routing included
- Lockable, flush mount side panels
- Doors accommodate industry standard electronic locks
- Customized solutions available

### Certifications

- Seismic Certified
- UL2416
- ROHS
- GREENGUARD

### Market Solutions



Broadcast



Commercial  
AV



Residential  
AV



Security



Structured  
Cabling



Education



#### Customize the SNE

- choose from all the sizes, thermal options & accessories to customize the SNE for your application
- visit [middleatlantic.com/config](http://middleatlantic.com/config)



Product Information

Overall Height (w/ casters)	Hybrid or Digital	Ventilation	24" Width			27.6" Width			30" Width		
			36" Depth	42" Depth	48" Depth	36" Depth	42" Depth	48" Depth	36" Depth	42" Depth	48" Depth
48" (24 space)	Hybrid	top active	SNE24H-2436-A1	SNE24H-2442-A1	—	—	—	—	—	—	—
	Hybrid	rear active	SNE24H-2436-A2	SNE24H-2442-A2	—	—	—	—	—	—	—
	Digital	front to rear passive	SNE24D-2436-P1	SNE24D-2442-P1	—	—	—	—	—	—	—
79-1/2" (42 space)	Hybrid	top active	SNE24H-4236-A1	SNE24H-4242-A1	—	SNE27H-4236-A1	SNE27H-4242-A1	—	SNE30H-4236-A1	SNE30H-4242-A1	—
	Hybrid	rear active	SNE24H-4236-A2	SNE24H-4242-A2	—	SNE27H-4236-A2	SNE27H-4242-A2	—	SNE30H-4236-A2	SNE30H-4242-A2	—
	Digital	front to rear passive	SNE24D-4236-P1	SNE24D-4242-P1	SNE24D-4248-P1	SNE27D-4236-P1	SNE27D-4242-P1	SNE27D-4248-P1	SNE30D-4236-P1	SNE30D-4242-P1	SNE30D-4248-P1
	Digital	passive chimney	—	SNE24D-4242-P2	SNE24D-4248-P2	—	SNE27D-4242-P2	SNE27D-4248-P2	—	SNE30D-4242-P2	SNE30D-4248-P2
84-3/4" (45 space)	Hybrid	top active	SNE24H-4536-A1	SNE24H-4542-A1	—	SNE27H-4536-A1	SNE27H-4542-A1	—	SNE30H-4536-A1	SNE30H-4542-A1	—
	Hybrid	rear active	SNE24H-4536-A2	SNE24H-4542-A2	—	SNE27H-4536-A2	SNE27H-4542-A2	—	SNE30H-4536-A2	SNE30H-4542-A2	—
	Digital	front to rear passive	SNE24D-4536-P1	SNE24D-4542-P1	SNE24D-4548-P1	SNE27D-4536-P1	SNE27D-4542-P1	SNE27D-4548-P1	SNE30D-4536-P1	SNE30D-4542-P1	SNE30D-4548-P1
	Digital	passive chimney	—	SNE24D-4542-P2	SNE24D-4548-P2	—	SNE27D-4542-P2	SNE27D-4548-P2	—	SNE30D-4542-P2	SNE30D-4548-P2

Options

Please refer to the enclosure options section on pgs. 44-50 or visit our website for more info.

Options	Fits									
	Height	Width	36" Deep	42" Deep	48" Deep	All Depths				
Cable Chase Lift-Off (Front & Back Only)	42 space	all				SNE-CC-42FB				
	45 space					SNE-CC-45FB				
Cable Chase Top Only	42 space	all	SNE-CC-36LT	SNE-CC-42LT	SNE-CC-48LT					
	45 space		SNE-CC-36LT	SNE-CC-42LT	SNE-CC-48LT					
Front-Air Dam/ Zero-U Panel Mount	42 space	27.6"				SNE27-FAD-PM-42				
		30"				SNE30-FAD-PM-42				
	45 space	27.6"				SNE27-FAD-PM-45				
		30"				SNE30-FAD-PM-45				
Bracket for Top Cable Pass-Through	all	all	SNE-TCB-36	SNE-TCB-42	SNE-TCB-48					
Lever Lock™ Mounting Bracket	all	all	LL-SNE-36BKT	LL-SNE-42BKT	LL-SNE-48BKT					
Lever Lock™ Accessories	all	all				Vertical Angle	Vertical Channel	Vertical 10" Plate	Vertical DIN Rail	
						LL-VA21	LL-VC21	LL-VP2110	LL-VDIN21	
6" Wide Vertical Wire Grid Lace	24 space	all				LACE-WB6-24				
	42 space					LACE-WB6-42				
	45 space					LACE-WB6-45				
Internal Vertical Cable Manager	24 space	all				SNE-IVCMF-24				
	42 space					SNE-IVCMF-42				
	45 space					SNE-IVCMF-45				
Seismic Anchoring Brackets	all	24"				SNE24-Z4				
		27.6"				SNE27-Z4				
		30"				SNE30-Z4				



SNE30-FAD-PM-xx



SNE-TCB-xx



SNE-IVCMF-xx



SNE-CC-xxFB

See Website for additional Options	Riser Bases	Seismic Riser Bases	Raised Floor Angles





## multi-bay space saving rack



The **MRK Series** is designed for large-scale multi-bay jobs.

- Fully welded construction for strength
- Racks gang together when fully loaded
- Multiple lacing points and slotted rail brackets for cable management flexibility
- Standard front and rear adjustable 10-32 threaded rackrail with numbered spaces
- Racks with PRO suffix include two pairs of cage nut style rackrail
- Comes with standard configurable rear door; see pg. xx for thermal management kits
- Preconfig version available see pg. 57
- Seismic certified up to 1,050 lbs.

### Certifications

- Seismic Certification
- UL/ETL Listed
- RoHS
- GREENGUARD
- OSHPOD

### Market Solutions



Broadcast



Commercial AV



Residential AV



Security



Structured Cabling



Education

MRK-4426



#### Customize the MRK

- choose from all the sizes, thermal options & accessories to customize the MRK for your application
- visit [middleatlantic.com/config](http://middleatlantic.com/config)



Product Information

Part #	Racking Height	Overall Height	Useable Depth	Overall Depth	Side Panels	Commercial Caster Base (adds 15/16")	Fine Floor Caster Base (adds 15/16")	Add'l 10/32 Threaded Rackrail	Add'l Cage Nut Rackrail
MRK-2426	42" (24 space)	48-1/8"	24"	26-1/2"	SPN-24-267	CBS-MRK-26	CBS-MRK-26R	MV-RR24	PROMRK-RR24
MRK-2431	42" (24 space)	48-1/8"	29"	31-1/2"	SPN-24-312	CBS-MRK-31	CBS-MRK-31R	MV-RR24	PROMRK-RR24
MRK-3726	64-3/4" (37 space)	70-7/8"	24"	26-1/2"	SPN-37-267	CBS-MRK-26	CBS-MRK-26R	MV-RR37	PROMRK-RR37
MRK-3731	64-3/4" (37 space)	70-7/8"	29"	31-1/2"	SPN-37-312	CBS-MRK-31	CBS-MRK-31R	MV-RR37	PROMRK-RR37
MRK-4026	70" (40 space)	76-1/8"	24"	26-1/2"	SPN-40-267	CBS-MRK-26	CBS-MRK-26R	MV-RR40	PROMRK-RR40
MRK-4031	70" (40 space)	76-1/8"	29"	31-1/2"	SPN-40-312	CBS-MRK-31	CBS-MRK-31R	MV-RR40	PROMRK-RR40
MRK-4036*	70" (40 space)	76-1/8"	33-1/2"	36"	SPN-40-36	CBS-MRK-36	CBS-MRK-36R	MV-RR40	PROMRK-RR40
MRK-4042*	70" (40 space)	76-1/8"	39-1/2"	42"	SPN-40-423	CBS-MRK-42	-	MV-RR40	PROMRK-RR40
MRK-4426*	77" (44 space)	83-1/8"	24"	26-1/2"	SPN-44-267	CBS-MRK-26	CBS-MRK-26R	MV-RR44	PROMRK-RR44
MRK-4431*	77" (44 space)	83-1/8"	29"	31-1/2"	SPN-44-312	CBS-MRK-31	CBS-MRK-31R	MV-RR44	PROMRK-RR44
MRK-4431PRO**	77" (44 space)	83-1/8"	29"	31-1/2"	SPN-44-312	CBS-MRK-31	CBS-MRK-31R	MV-RR44	PROMRK-RR44
MRK-4436*	77" (44 space)	83-1/8"	33-1/2"	36"	SPN-44-36	CBS-MRK-36	CBS-MRK-36R	MV-RR44	PROMRK-RR44
MRK-4436PRO**	77" (44 space)	83-1/8"	33-1/2"	36"	SPN-44-36	CBS-MRK-36	CBS-MRK-36R	MV-RR44	PROMRK-RR44
MRK-4442*	77" (44 space)	83-1/8"	39-1/2"	42"	SPN-44-423	CBS-MRK-42	-	MV-RR44	PROMRK-RR44
MRK-4442PRO**	77" (44 space)	83-1/8"	39-1/2"	42"	SPN-44-423	CBS-MRK-42	-	MV-RR44	PROMRK-RR44

\*available without rear door, suffix part # with 'LRD'

\*\*configured with 2 pairs of cage nut style rackrail

Options

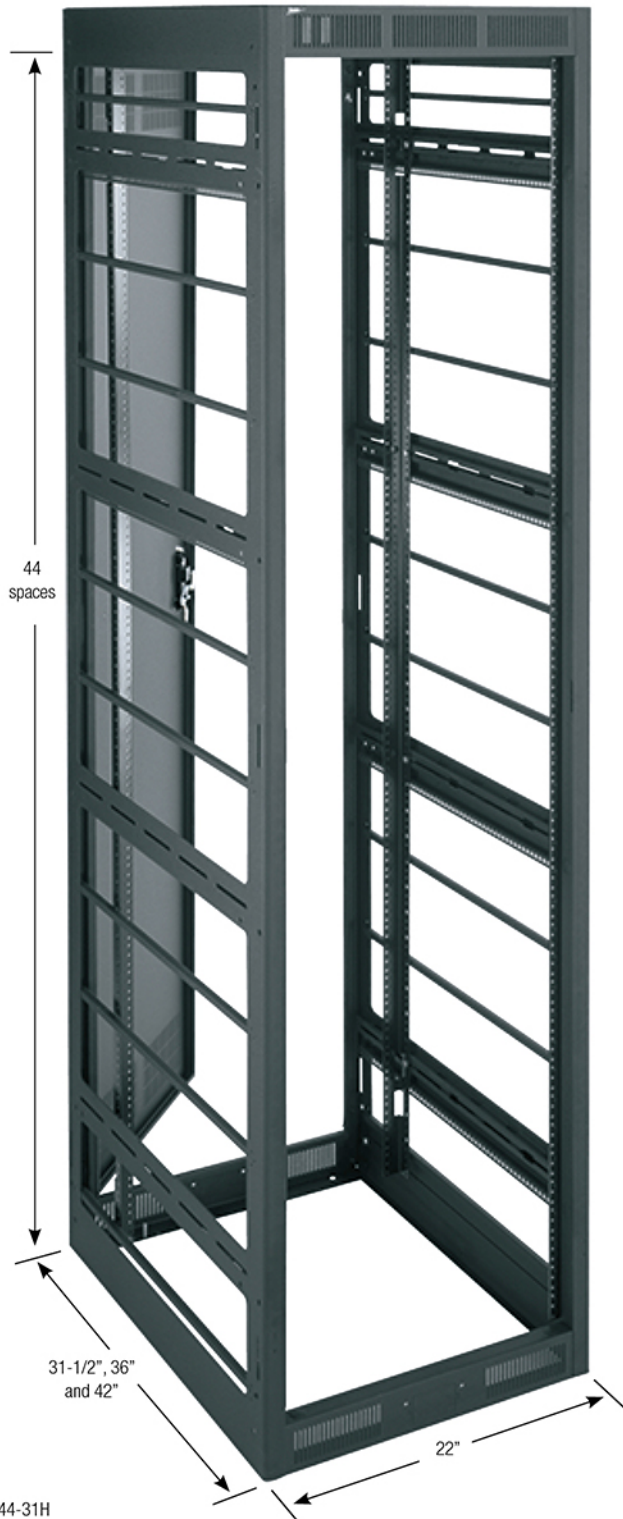
Please refer to the enclosure options section on pgs. 44-50 or visit our website for more info.

Fits Part #	Front Doors				Rear Doors			Solid Top	25% Open Area Top	64% Open Area Perf Top	Fan Tops			w/ integrated fan controllers
	Solid*	Plexi	25% Open Area Perf	64% Open Area Perf	Plexi Vented	64% Open Area Perf	79% Open Area Split Perf				w/ (4) 4-1/2" Fans (380 CFM Total)	w/ (3) 6" Fans (660 CFM Total)	w/ (1) 10" Fan (550 CFM Total)	
MRK-2426	FD-24	PFD-24	VFD-24	LVFD-24	-	-	MW-CLVRD-24	MW-ST	MW-VT	MW-LVT	MW-4FT-380CFM	MW-6FT-660CFM	MW-10FT-550CFM	MW-4OFT-FC (220CFM) & MW-10FT-FC (550 CFM)
MRK-2431	FD-24	PFD-24	VFD-24	LVFD-24	-	-	MW-CLVRD-24	MW-ST	MW-VT	MW-LVT	MW-4FT-380CFM	MW-6FT-660CFM	MW-10FT-550CFM	MW-4OFT-FC (220CFM) & MW-10FT-FC (550 CFM)
MRK-3726	FD-37	PFD-37	VFD-37	LVFD-37	-	-	-	MW-ST	MW-VT	MW-LVT	MW-4FT-380CFM	MW-6FT-660CFM	MW-10FT-550CFM	MW-4OFT-FC (220CFM) & MW-10FT-FC (550 CFM)
MRK-3731	FD-37	PFD-37	VFD-37	LVFD-37	-	-	-	MW-ST	MW-VT	MW-LVT	MW-4FT-380CFM	MW-6FT-660CFM	MW-10FT-550CFM	MW-4OFT-FC (220CFM) & MW-10FT-FC (550 CFM)
MRK-4026	FD-40	PFD-40	VFD-40	LVFD-40	-	MW-LVRD-40	-	MW-ST	MW-VT	MW-LVT	MW-4FT-380CFM	MW-6FT-660CFM	MW-10FT-550CFM	MW-4OFT-FC (220CFM) & MW-10FT-FC (550 CFM)
MRK-4031	FD-40	PFD-40	VFD-40	LVFD-40	-	MW-LVRD-40	-	MW-ST	MW-VT	MW-LVT	MW-4FT-380CFM	MW-6FT-660CFM	MW-10FT-550CFM	MW-4OFT-FC (220CFM) & MW-10FT-FC (550 CFM)
MRK-4036	FD-40	PFD-40	VFD-40	LVFD-40	-	MW-LVRD-40	-	MW-ST	MW-VT	MW-LVT	MW-4FT-380CFM	MW-6FT-660CFM	MW-10FT-550CFM	MW-4OFT-FC (220CFM) & MW-10FT-FC (550 CFM)
MRK-4042	FD-40	PFD-40	VFD-40	LVFD-40	-	MW-LVRD-40	-	MW-ST	MW-VT	MW-LVT	MW-4FT-380CFM	MW-6FT-660CFM	MW-10FT-550CFM	MW-4OFT-FC (220CFM) & MW-10FT-FC (550 CFM)
MRK-4426	FD-44	PFD-44	VFD-44	LVFD-44	PVFD-44	MW-LVRD-44	MW-CLVRD-44	MW-ST	MW-VT	MW-LVT	MW-4FT-380CFM	MW-6FT-660CFM	MW-10FT-550CFM	MW-4OFT-FC (220CFM) & MW-10FT-FC (550 CFM)
MRK-4431	FD-44	PFD-44	VFD-44	LVFD-44	PVFD-44	MW-LVRD-44	MW-CLVRD-44	MW-ST	MW-VT	MW-LVT	MW-4FT-380CFM	MW-6FT-660CFM	MW-10FT-550CFM	MW-4OFT-FC (220CFM) & MW-10FT-FC (550 CFM)
MRK-4431PRO	FD-44	PFD-44	VFD-44	LVFD-44	PVFD-44	MW-LVRD-44	MW-CLVRD-44	MW-ST	MW-VT	MW-LVT	MW-4FT-380CFM	MW-6FT-660CFM	MW-10FT-550CFM	MW-4OFT-FC (220CFM) & MW-10FT-FC (550 CFM)
MRK-4436	FD-44	PFD-44	VFD-44	LVFD-44	PVFD-44	MW-LVRD-44	MW-CLVRD-44	MW-ST	MW-VT	MW-LVT	MW-4FT-380CFM	MW-6FT-660CFM	MW-10FT-550CFM	MW-4OFT-FC (220CFM) & MW-10FT-FC (550 CFM)
MRK-4436PRO	FD-44	PFD-44	VFD-44	LVFD-44	PVFD-44	MW-LVRD-44	MW-CLVRD-44	MW-ST	MW-VT	MW-LVT	MW-4FT-380CFM	MW-6FT-660CFM	MW-10FT-550CFM	MW-4OFT-FC (220CFM) & MW-10FT-FC (550 CFM)
MRK-4442	FD-44	PFD-44	VFD-44	LVFD-44	PVFD-44	MW-LVRD-44	MW-CLVRD-44	MW-ST	MW-VT	MW-LVT	MW-4FT-380CFM	MW-6FT-660CFM	MW-10FT-550CFM	MW-4OFT-FC (220CFM) & MW-10FT-FC (550 CFM)
MRK-4442PRO	FD-44	PFD-44	VFD-44	LVFD-44	PVFD-44	MW-LVRD-44	MW-CLVRD-44	MW-ST	MW-VT	MW-LVT	MW-4FT-380CFM	MW-6FT-660CFM	MW-10FT-550CFM	MW-4OFT-FC (220CFM) & MW-10FT-FC (550 CFM)



\*see pg. 227 for fanel panel options that fit knockouts





## strong & narrow broadcast enclosure



The **VRK Series** was specifically designed for mounting video and AV equipment in a broadcast-standard 22\"

- Built-in horizontal lacing bars are ideal for quick tie-and-slide lacing of video cable bundles
- Fully welded construction for strength
- Racks gang together when fully loaded
- Standard front and rear adjustable 10-32 threaded rackrail with numbered spaces
- Includes partially vented locking rear door (except LRD models)

### Certifications

- Seismic Certification
- UL/ETL Listed
- RoHS
- GREENGUARD

### Market Solutions



Broadcast



Commercial  
AV



Residential  
AV



Security



Structured  
Cabling



Education



Product Information

Part #	Racking Height	Overall Height	Useable Depth	Overall Depth	Overall Width	Lockable Side Panels	Add'l 10/32 Threaded Rackrail	Add'l Cage Nut Rackrail	Z-rail Adaptor
VRK-44-31H*	77" (44 space)	83-1/8"	29"	31-1/2"	22"	SPN-44-312	MV-RR44	PROMRK-RR44	MV-ZRA-44
VRK-44-36H*	77" (44 space)	83-1/8"	33-1/2"	36"	22"	SPN-44-36	MV-RR44	PROMRK-RR44	MV-ZRA-44
VRK-44-42H*	77" (44 space)	83-1/8"	39-1/2"	42"	22"	SPN-44-36	MV-RR44	PROMRK-RR44	MV-ZRA-44

\*available without rear door, suffix part # 'LRD'

Get 20 Outlets

- PDT vertical power with up to 20 outlets to cover the entire rack. see pg. 176

Options

Please refer to the enclosure options section on pgs. 44-50 or visit our website for more info.

**Rack Options:** The options listed below are the most widely used accessories for this series of enclosure but is not inclusive of all available items. For additional options and/or more information on the items listed below reference the Enclosure Options section of the catalog.

Fits Part #	Front Doors					Rear Doors			Solid Top	64% Open Area Perf Top	Fan Tops		
	Solid	Plexi	25% Open Area Perf	64% Open Area Perf	Plexi Vented	64% Open Area Perf	79% Open Area Perf Split	w/ (4) 4-1/2" Fans (380 CFM Total)			w/ (3) 6" Fans (660 CFM Total)	w/ (1) 10" Fan (550 CFM Total)	
VRK-44-31H	FD-44	PFD-44	VFD-44	LVFD-44	PVFD-44	MW-LVRD-44	MW-CLVRD-44	MW-ST	MW-LVT	MW-4FT-380CFM	MW-6FT-660CFM	MW-10FT-550CFM	
VRK-44-36H	FD-44	PFD-44	VFD-44	LVFD-44	PVFD-44	MW-LVRD-44	MW-CLVRD-44	MW-ST	MW-LVT	MW-4FT-380CFM	MW-6FT-660CFM	MW-10FT-550CFM	
VRK-44-42H	FD-44	PFD-44	VFD-44	LVFD-44	PVFD-44	MW-LVRD-44	MW-CLVRD-44	MW-ST	MW-LVT	MW-4FT-380CFM	MW-6FT-660CFM	MW-10FT-550CFM	





## rugged, space-saving design



The **VMRK Series** adds extra height to take full advantage of taller spaces.

- Specify a VMRK to maximize your racking capacity, and where seismic certification and open or removable sides are required or preferred
- Fully welded construction for strength
- 54 spaces of racking height
- Racks gang together when fully loaded
- Multiple lacing points and slotted rail brackets for cable management flexibility
- Standard front and rear adjustable 10-32 threaded with numbered spaces
- Includes standard solid locking rear door (except LRD models)

### Certifications

- Seismic Certification
- UL/ETL Listed
- RoHS
- GREENGUARD

### Market Solutions



Broadcast



Commercial AV



Residential AV



Security



Structured Cabling



Education



Product Information

Part #	Racking Height	Overall Height	Useable Depth	Overall Depth	Overall Width	Side Panels	Add'l 10/32 Threaded Z-rail
VMRK-54*	94-1/2" (54 space)	100-5/8"	29"	31-1/2"	22"	SPN-54-312	VRR-54
VMRK-54-36*	94-1/2" (54 space)	100-5/8"	33-1/2"	36"	22"	SPN-54-36	VRR-54

\*available without rear door, suffix part # 'LRD'

Options

Please refer to the enclosure options section on pgs. 44-50 or visit our website for more info.

**Rack Options:** The options listed below are the most widely used accessories for this series of enclosure but is not inclusive of all available items. For additional options and/or more information on the items listed below reference the Enclosure Options section of the catalog.

Fits Part #	Front Doors			Rear Doors		Solid Top	64% open Area Perf Top	Fan Tops		
	Solid	Plexi	25% Open Area Perf	64% Open Area Perf	w/ (4) 4-1/2" Fans (380 CFM Total)			w/ (3) 6" Fans (660 CFM Total)	w/ (1) 10" Fan (550 CFM Total)	
VMRK-54	FD-54	PFD-54	VFD-54	MW-LVRD-54	MW-ST	MW-LVT	MW-4FT-380CFM	MW-6FT-660CFM	MW-10FT-550CFM	
VMRK-54-36	FD-54	PFD-54	VFD-54	MW-LVRD-54	MW-ST	MW-LVT	MW-4FT-380CFM	MW-6FT-660CFM	MW-10FT-550CFM	

Note: Due to flipping hazard, there is no caster base available for this rack.





## mixed-application multi-bay server



The **WMRK Series** is designed for deep equipment (servers & NVR) with large cable capacity.

- Comes standard with cage nut mounting rails and perforated doors and tops to meet server manufacturer warranty specifications
- Pre-configured models are available
- Fully welded construction for strength and stability
- 24" overall width optimized for use on raised floors
- Racks gang together when fully loaded
- Includes two pair of adjustable cage nut rackrail and one pair of z-rail sidemount adaptors configured to accept servers and slide kits from all leading manufacturers
- Includes leveling feet and 100 qty of 6mm cage nuts and hardware
- Preconfig version available see pg. 57

### Certifications

- Seismic Certification
- UL/ETL Listed
- RoHS
- GREENGUARD

### Market Solutions



Broadcast



Commercial AV



Residential AV



Security



Structured Cabling



Education

WMRK-4236  
shown with optional front/rear doors



#### Customize the WMRK

- choose from all the sizes, thermal options & accessories to customize the WMRK for your application
- visit [middleatlantic.com/config](http://middleatlantic.com/config)



Product Information

Part #	Racking Height	Overall Height	Useable Depth	Overall Depth	Overall Width	Lockable Side Panels	Caster Base	Plenum Base	Add'l Cage Nut Rackrail	Add'l Z-rail Adaptor
WMRK-2436	42" (24 space)	48-5/16"	33-1/2"	36"	24"	SPN-24-36	CBS-WMRK-36	PBS-WMRK-36	PROWMRK-RR24	PROWMRK-ZRA-24
WMRK-2442	42" (24 space)	48-5/16"	39-1/2"	42"	24"	SPN-24-42	CBS-WMRK-42	PBS-WMRK-42	PROWMRK-RR24	PROWMRK-ZRA-24
WMRK-4236	73-1/2" (42 space)	79-13/16"	33-1/2"	36"	24"	SPN-42-36	CBS-WMRK-36	PBS-WMRK-36	PROWMRK-RR42	PROWMRK-ZRA-42
WMRK-4242	73-1/2" (42 space)	79-13/16"	39-1/2"	42"	24"	SPN-42-42	CBS-WMRK-42	PBS-WMRK-42	PROWMRK-RR42	PROWMRK-ZRA-42
WMRK-4248	73-1/2" (42 space)	79-13/16"	45-1/2"	48"	24"	SPN-42-48	CBS-WMRK-48	PBS-WMRK-48	PROWMRK-RR42	PROWMRK-ZRA-42
WMRK-4536	78-3/4" (45 space)	85-1/16"	33-1/2"	36"	24"	SPN-45-36	CBS-WMRK-36	PBS-WMRK-36	PROWMRK-RR45	PROWMRK-ZRA-45
WMRK-4542	78-3/4" (45 space)	85-1/16"	39-1/2"	42"	24"	SPN-45-42	CBS-WMRK-42	PBS-WMRK-42	PROWMRK-RR45	PROWMRK-ZRA-45
WMRK-4548	78-3/4" (45 space)	85-1/16"	45-1/2"	48"	24"	SPN-45-48	CBS-WMRK-48	PBS-WMRK-48	PROWMRK-RR45	PROWMRK-ZRA-45



Backup Power

- Back up for any budget see pg. 166

Options


Please refer to the enclosure options section on pgs. 44-50 or visit our website for more info.

**Rack Options: The options listed below are the most widely used accessories for this series of enclosure but is not inclusive of all available items. For additional options and/or more information on the items listed below reference the Enclosure Options section of the catalog.**

Fits Part #	Front Doors			Rear Doors*		64% Open Area Perf Top	Solid Top	Vented Top	Fan Tops		
	Solid	Plexi	70% Open Area Perf	Solid Split	79% Open Area Perf Split				w/ (3) 4-1/2" Fans (285 CFM Total)	w/ (2) 6" Fans (440 CFM Total)	w/ (1) 10" Fan (550 CFM Total)
WMRK-2436	FD-WMRK-24	PFD-WMRK-24	LVFD-WMRK-24	CRD-WMRK-24	CLVRD-WMRK-24	ERK-LVT	ERK-ST	ERK-VT	ERK-4FT-285CFM	ERK-6FT-440CFM	ERK-10FT-550CFM
WMRK-2442	FD-WMRK-24	PFD-WMRK-24	LVFD-WMRK-24	CRD-WMRK-24	CLVRD-WMRK-24	ERK-LVT	ERK-ST	ERK-VT	ERK-4FT-285CFM	ERK-6FT-440CFM	ERK-10FT-550CFM
WMRK-4236	FD-WMRK-42	PFD-WMRK-42	LVFD-WMRK-42	CRD-WMRK-42	CLVRD-WMRK-42	ERK-LVT	ERK-ST	ERK-VT	ERK-4FT-285CFM	ERK-6FT-440CFM	ERK-10FT-550CFM
WMRK-4242	FD-WMRK-42	PFD-WMRK-42	LVFD-WMRK-42	CRD-WMRK-42	CLVRD-WMRK-42	ERK-LVT	ERK-ST	ERK-VT	ERK-4FT-285CFM	ERK-6FT-440CFM	ERK-10FT-550CFM
WMRK-4248	FD-WMRK-42	PFD-WMRK-42	LVFD-WMRK-42	CRD-WMRK-42	CLVRD-WMRK-42	ERK-LVT	ERK-ST	ERK-VT	ERK-4FT-285CFM	ERK-6FT-440CFM	ERK-10FT-550CFM
WMRK-4536	FD-WMRK-45	PFD-WMRK-45	LVFD-WMRK-45	CRD-WMRK-45	CLVRD-WMRK-45	ERK-LVT	ERK-ST	ERK-VT	ERK-4FT-285CFM	ERK-6FT-440CFM	ERK-10FT-550CFM
WMRK-4542	FD-WMRK-45	PFD-WMRK-45	LVFD-WMRK-45	CRD-WMRK-45	CLVRD-WMRK-45	ERK-LVT	ERK-ST	ERK-VT	ERK-4FT-285CFM	ERK-6FT-440CFM	ERK-10FT-550CFM
WMRK-4548	FD-WMRK-45	PFD-WMRK-45	LVFD-WMRK-45	CRD-WMRK-45	CLVRD-WMRK-45	ERK-LVT	ERK-ST	ERK-VT	ERK-4FT-285CFM	ERK-6FT-440CFM	ERK-10FT-550CFM

\*High CFM Rear Door available, see pg. 49





## wide av multi-bay rack enclosure



The **WRK Series** is designed for multi-bay jobs that require large cable capacity and greater air-flow.

- Fully welded construction for strength
- 24-1/4" overall width provides space for side cabling or cooling airflow
- Convenient lacing points and slotted rail brackets for cable management
- Standard front and rear adjustable 10-32 threaded rackrail with numbered spaces
- Extra-wide rackrail features cable pass-throughs to facilitate front-to-rear cabling
- Comes with standard configurable rear door see pg. 227 for thermal management kits (except LRD)

For stand-alone model, refer to pgs. 36-37.

### Certifications

- Seismic Certification
- UL/ETL Listed
- RoHS
- GREENGUARD

### Market Solutions



Broadcast



Commercial  
AV



Residential  
AV



Security



Structured  
Cabling



Education



Product Information

Part #	Racking Height	Overall Height	Useable Depth	Overall Depth	Caster Base	Add'l 10/32 Threaded Rackrail	Add'l Cage Nut Rackrail	Lockable Side Panels
WRK-24-27	42" (24 space)	48-1/8"	25-3/4"	27-5/8"	CBS-WRK-27	WRK-RR24	PROWRK-RR24	SPN-24-267
WRK-24-32	42" (24 space)	48-1/8"	30-3/4"	32-5/8"	CBS-WRK-32	WRK-RR24	PROWRK-RR24	SPN-24-312
WRK-37-27	64-3/4" (37 space)	70-7/8"	25-3/4"	27-5/8"	CBS-WRK-27	WRK-RR37	PROWRK-RR37	SPN-37-267
WRK-37-32	64-3/4" (37 space)	70-7/8"	30-3/4"	32-5/8"	CBS-WRK-32	WRK-RR37	PROWRK-RR37	SPN-37-312
WRK-40-27	70" (40 space)	76-1/8"	25-3/4"	27-5/8"	CBS-WRK-27	WRK-RR40	PROWRK-RR40	SPN-40-267
WRK-40-32	70" (40 space)	76-1/8"	30-3/4"	32-5/8"	CBS-WRK-32	WRK-RR40	PROWRK-RR40	SPN-40-312
WRK-44-27*	77" (44 space)	83-1/8"	25-3/4"	27-5/8"	CBS-WRK-27	WRK-RR44	PROWRK-RR44	SPN-44-267
WRK-44-32*	77" (44 space)	83-1/8"	30-3/4"	32-5/8"	CBS-WRK-32	WRK-RR44	PROWRK-RR44	SPN-44-312

\*available without rear door, suffix part # 'LRD'



Get Patented Protection

- See Series Protection™ power distribution – see pg. 170

Options

Please refer to the enclosure options section on pgs. 44-50 or visit our website for more info.

**Rack Options:** The options listed below are the most widely used accessories for this series of enclosure but is not inclusive of all available items. For additional options and/or more information on the items listed below reference the Enclosure Options section of the catalog.

Fits Part #	Front Doors					Rear Doors			Solid Top	Vented Top	Fan Tops		
	Solid*	Plexi	25% Open Area Perf	64% Open Area Perf	Plexi Vented	64% Open Area Perf	79% Perf Split Door	w/ (4) 4-1/2" Fans (380 CFM Total)			w/ (3) 6" Fans (660 CFM Total)	w/ (1) 10" Fan (550 CFM Total)	
WRK-24-27	FD-24	PFD-24	VFD-24	LVFD-24	-	-	-	MW-ST	MW-LVT	MW-4FT-380CFM	MW-6FT-660CFM	MW-10FT-550CFM	
WRK-24-32	FD-24	PFD-24	VFD-24	LVFD-24	-	-	-	MW-ST	MW-LVT	MW-4FT-380CFM	MW-6FT-660CFM	MW-10FT-550CFM	
WRK-37-27	FD-37	PFD-37	VFD-37	LVFD-37	-	-	-	MW-ST	MW-LVT	MW-4FT-380CFM	MW-6FT-660CFM	MW-10FT-550CFM	
WRK-37-32	FD-37	PFD-37	VFD-37	LVFD-37	-	-	-	MW-ST	MW-LVT	MW-4FT-380CFM	MW-6FT-660CFM	MW-10FT-550CFM	
WRK-40-27	FD-40	PFD-40	VFD-40	LVFD-40	-	MW-LVRD-40	-	MW-ST	MW-LVT	MW-4FT-380CFM	MW-6FT-660CFM	MW-10FT-550CFM	
WRK-40-32	FD-40	PFD-40	VFD-40	LVFD-40	-	MW-LVRD-40	-	MW-ST	MW-LVT	MW-4FT-380CFM	MW-6FT-660CFM	MW-10FT-550CFM	
WRK-44-27	FD-44	PFD-44	VFD-44	LVFD-44	PVFD-44	MW-LVRD-44	MW-CLVRD-44	MW-ST	MW-LVT	MW-4FT-380CFM	MW-6FT-660CFM	MW-10FT-550CFM	
WRK-44-32	FD-44	PFD-44	VFD-44	LVFD-44	PVFD-44	MW-LVRD-44	MW-CLVRD-44	MW-ST	MW-LVT	MW-4FT-380CFM	MW-6FT-660CFM	MW-10FT-550CFM	




\*see pg. 227 for fanel panel options that fit knockouts





DRK19-44-31

## wide networking rack enclosure



The **DRK Series** is designed to support high-density patching.

- DRK Series rack enclosures have a 30" wide footprint for abundant internal cable space
- Pre-configured models are available
- Accommodates 19" panel width equipment
- Use in network patching and other cable-heavy applications
- Fully welded construction for strength
- Racks gang together when fully loaded
- Includes pre-installed cable ducts with hinged steel doors and magnetic closures
- Cable duct is factory mounted in front, can also be mounted to rear
- Cable ducts accommodate copper and fiber cables equally well
- Standard front and rear adjustable 10-32 threaded or cage nut rackrail
- Includes 100 rack screws
- Includes partially vented locking-rear door
- Includes MW-10FT

### Certifications

- Seismic Certification
- UL/ETL Listed
- RoHS
- GREENGUARD
- OSHPOD

### Market Solutions



Broadcast



Commercial  
AV



Residential  
AV



Security



Structured  
Cabling



Education



Product Information

Part #	Racking Height	Overall Height	Useable Depth	Overall Depth	Overall Width**	Side Panels	UL Listed Casterbase	Add'l 10/32 Threaded Rackrail	Add'l Cage Nut Rackrail
DRK19-44-31*	77" (44 space)	83-1/2"	24-1/4"	31-1/2"	30"	SPN-44-312	CBS-DRK-31	DRK19-RR44	DRK19-RR44PRO
DRK19-44-31PRO*	77" (44 space)	83-1/2"	24-1/4"	31-1/2"	30"	SPN-44-312	CBS-DRK-31	DRK19-RR44	DRK19-RR44PRO
DRK19-44-36*	77" (44 space)	83-1/2"	28-3/4"	36"	30"	SPN-44-36	CBS-DRK-36	DRK19-RR44	DRK19-RR44PRO
DRK19-44-36PRO*	77" (44 space)	83-1/2"	28-3/4"	36"	30"	SPN-44-36	CBS-DRK-36	DRK19-RR44	DRK19-RR44PRO
DRK19-44-42*	77" (44 space)	83-1/2"	35-3/8"	42"	30"	SPN-44-423	-	DRK19-RR44	DRK19-RR44PRO
DRK19-44-42PRO*	77" (44 space)	83-1/2"	35-3/8"	42"	30"	SPN-44-423	-	DRK19-RR44	DRK19-RR44PRO
DRK19-44-31K	77" (44 space)	83-1/2"	24-1/4"	31-1/2"	30"	included	CBS-DRK-31	DRK19-RR44	DRK19-RR44PRO

\*available without rear door, suffix part # 'LRD' \*\*23" wide models are available by special order, please inquire



• For additional cable management solutions – see pg. 214

Options

Please refer to the enclosure options section on pgs. 44-50 or visit our website for more info.

**Rack Options:** The options listed below are the most widely used accessories for this series of enclosure but is not inclusive of all available items. For additional options and/or more information on the items listed below reference the Enclosure Options section of the catalog.

Fits Part #	Front Doors			Rear Doors				Solid Top	64% Open Area Perf Top	Fan Tops		
	Plexi	25% Open Area	Plexi Vented	Fully Vented	Solid Split	64% Open Area Perf	79% Open Area Split Perf			w/ (4) 4-1/2" Fans (380 CFM Total)	w/ (3) 6" Fans (660 CFM Total)	w/ (1) 10" Fan (550 CFM Total)
DRK19-44-31	DPFD-44	DVFD-44	DPVFD-44	DFVRD-44	DCRD-44	DLVRD-44	DCLVRD-44	MW-ST	MW-LVT	MW-4FT-380CFM	MW-6FT-660CFM	MW-10FT-550CFM
DRK19-44-31PRO	DPFD-44	DVFD-44	DPVFD-44	DFVRD-44	DCRD-44	DLVRD-44	DCLVRD-44	MW-ST	MW-LVT	MW-4FT-380CFM	MW-6FT-660CFM	MW-10FT-550CFM
DRK19-44-36	DPFD-44	DVFD-44	DPVFD-44	DFVRD-44	DCRD-44	DLVRD-44	DCLVRD-44	MW-ST	MW-LVT	MW-4FT-380CFM	MW-6FT-660CFM	MW-10FT-550CFM
DRK19-44-36PRO	DPFD-44	DVFD-44	DPVFD-44	DFVRD-44	DCRD-44	DLVRD-44	DCLVRD-44	MW-ST	MW-LVT	MW-4FT-380CFM	MW-6FT-660CFM	MW-10FT-550CFM
DRK19-44-42	DPFD-44	DVFD-44	DPVFD-44	DFVRD-44	DCRD-44	DLVRD-44	DCLVRD-44	MW-ST	MW-LVT	MW-4FT-380CFM	MW-6FT-660CFM	MW-10FT-550CFM
DRK19-44-42PRO	DPFD-44	DVFD-44	DPVFD-44	DFVRD-44	DCRD-44	DLVRD-44	DCLVRD-44	MW-ST	MW-LVT	MW-4FT-380CFM	MW-6FT-660CFM	MW-10FT-550CFM
DRK19-44-31K	included	n/a	n/a	n/a	n/a	n/a	n/a	n/a	n/a	n/a	n/a	MW-10FT (incl.)

Duct for DRK Enclosures

Adds cable duct when rear cable management in a DRK installation is required.

- One or two ducts can be added in rear of rack
- Steel construction with black powder coat finish
- Sold in single pieces

Part #	Description
DRK-44DUCT	44 space cable duct



DRK-44DUCT





## cost effective

### versatile multi-bay rack



The **Slim 5 Series** is designed for multiple AV applications and locations.

- Available in 12 standard sizes and any height from 8 to 43 spaces
- Ships ready to assemble
- Strong steel construction with wide open access for easy integration
- Lightweight, open design is easy to work with
- Knock down design allows for flat shipment via UPS
- Unique interlocking corner joint for exceptional strength and easy assembly
- Accepts optional removable steel side panels for security and to control airflow
- Accepts optional attractive thermolaminate top and side panels (19 colors)
- Top includes two laser knockout locations to mount cooling fans
- Standard front and rear fixed 10-32 threaded rackrail with marked spaces

### Certifications

- UL/ETL Listed
- RoHS
- GREENGUARD

### Market Solutions



Broadcast



Commercial AV



Residential AV



Security



Structured Cabling



Education



• tops & side panels now available in 19 new finishes



Product Information

20" Useable Depth Part #	26" Useable Depth Part #	Racking Height	Overall Height
5-8	5-8-26	14" (8 space)	17-3/4"
5-14	5-14-26	24-1/2" (14 space)	28-1/4"
5-21	5-21-26	36-3/4" (21 space)	40-1/2"
5-29	5-29-26	50-3/4" (29 space)	54-1/2"
5-37	5-37-26	64-3/4" (37 space)	68-1/2"
5-43	5-43-26	75-1/4" (43 space)	79"



- For a professional finished look try trim strips – see pg. 241


Options

Please refer to the enclosure options section on pgs. 44-50 or visit our website for more info.

Fits Part #	Solid Front Door	Plexi Front Door	Steel Side Panels, Pair	Thermolaminate Top/Side Panels**	Rear Access Panel	Adjustable "Split" Rear Rackrail	Cable Chase 3" Wide*
5-8	DO-5-8	DOP-5-8	SP-5-8	–	RAP8	5AR8	5CC8
5-14	DO-5-14	DOP-5-14	SP-5-14	TSP-5-14xx	RAP14	5AR14	5CC14
5-21	DO-5-21	DOP-5-21	SP-5-21	TSP-5-21xx	RAP21	5AR21	5CC21
5-29	DO-5-29	DOP-5-29	SP-5-29	TSP-5-29xx	RAP29	5AR29	5CC29
5-37	DO-5-37	DOP-5-37	SP-5-37	TSP-5-37xx	RAP37	5AR37	5CC37
5-43	DO-5-43	DOP-5-43	SP-5-43	TSP-5-43xx	RAP43	5AR43	5CC43
5-8-26	DO-5-8	DOP-5-8	SP-5-8-26	–	RAP8	5AR8-26	5CC8-26
5-14-26	DO-5-14	DOP-5-14	SP-5-14-26	TSP-5-14-26xx	RAP14	5AR14-26	5CC14-26
5-21-26	DO-5-21	DOP-5-21	SP-5-21-26	TSP-5-21-26xx	RAP21	5AR21-26	5CC21-26
5-29-26	DO-5-29	DOP-5-29	SP-5-29-26	TSP-5-29-26xx	RAP29	5AR29-26	5CC29-26
5-37-26	DO-5-37	DOP-5-37	SP-5-37-26	TSP-5-37-26xx	RAP37	5AR37-26	5CC37-26
5-43-26	DO-5-43	DOP-5-43	SP-5-43-26	TSP-5-43-26xx	RAP43	5AR43-26	5CC43-26

\*Custom width cable chases available, please call for details.

\*\*Refer to FIN- part number to indicate desired thermolaminate color.




Part #	Description
5-BAVTRIM	black brushed vented trim panel, replaces top or bottom



5-BAVTRIM





# stand-alone floor-standing enclosures

Stand-alone racks are designed to house all types of electronic systems in smaller installations where one rack is sufficient for the need, or for where multiple racks are used but are not standing together in a row.

Racks in this section are floor-standing and have solid sides for strength, security, and to control cooling airflow. For most models, a variety of options are available, including front and rear doors, solid, vented and fan tops, and caster and riser bases.




Stand-alone racks range in capacity from 18 to 45 rack spaces at multiple depths.

BGR-SA Series	32 - 33
BGR Series Presentation Enclosure	34 - 35
WRK-SA Series	36 - 37
WRK-24MDK Series	38 - 39
ERK Series	42 - 43
ERK-KD Series	44 - 50
Options	51
SRB Series Riser Bases	52 - 53
Raised Floor Enclosure Support System™	54 - 55
Configured Enclosure Systems	56 - 57





highest level  
of space efficiency



The **BGR-SA Series** has the highest level of space efficiency, strength and flexibility.



BGR-45SA-32

- Designed to accommodate evolving AV systems
- Breakthrough design provides high strength without extra weight
- Wide open top and bottom offer many cabling and cooling options
- Fixed solid side for security and to control airflow
- Standard front and rear adjustable 10-32 threaded rackrail with numbered spaces
- Includes standard vented rear door that accepts optional fans (Except LRD models)
- Accepts Lever Lock™ system tool free cable management accessories (see pg. 206)
- Accepts extender bay to add 3" of useable depth to the front or rear at any time
- Accepts brush grommet rear door kit for a large cable passage without fishing

### Certifications

- Seismic Certification
- UL/ETL Listed
- RoHS
- GREENGUARD
- OSHPOD

### Market Solutions



Broadcast



Commercial AV



Residential AV



Security



Structured Cabling



Education





Product Information

Part #*	Racking Height	Overall Height	Overall Depth	Useable Depth	Add'l 10/32 Threaded Rackrail (Pair)	Accent Trim (Silver)
BGR-19SA-27	33-1/4" (19 space)	37-3/8"	27"	24-3/8"	BGR-RR19	BGR-TRIM19
BGR-25SA-27	43-3/4" (25 space)	47-7/8"	27"	24-3/8"	BGR-RR25	BGR-TRIM25
BGR-25SA-32	43-3/4" (25 space)	47-7/8"	32"	29-3/8"	BGR-RR25	BGR-TRIM25
BGR-38SA-27	66-1/2" (38 space)	70-5/8"	27"	24-3/8"	BGR-RR38	BGR-TRIM38
BGR-38SA-32	66-1/2" (38 space)	70-5/8"	32"	29-3/8"	BGR-RR38	BGR-TRIM38
BGR-41SA-27	71-3/4" (41 space)	75-7/8"	27"	24-3/8"	BGR-RR41	BGR-TRIM41
BGR-41SA-32	71-3/4" (41 space)	75-7/8"	32"	29-3/8"	BGR-RR41	BGR-TRIM41
BGR-45SA-27	78-3/4" (45 space)	82-7/8"	27"	24-3/8"	BGR-RR45	BGR-TRIM45
BGR-45SA-32	78-3/4" (45 space)	82-7/8"	32"	29-3/8"	BGR-RR45	BGR-TRIM45

\*available without rear door, suffix part # 'LRD'. \*accent trim also available in black, suffix part # 'B'



Vertical Power

- PDT vertical power with up to 20 outlets to cover the entire rack. see pg. 176

Options

Please refer to the enclosure options section on pgs. 44-50 or visit our website for more info.


Fits Part #	Front Doors					Rear Doors	Solid Top	Top Rail Reducer	Vented Top	Duct-Cool™ Adapter Top	Fan Tops*				
	Solid	Plexi	Vented	Curved Door Vented	Curved Door Plexi						Cable Entry Rear Door**	552 CFM	276 CFM	552 CFM with Controller	276 CFM with Controller
BGR-19SA-27	BFD-19	BPF-19	BVF-19	VFD-19A	PFD-19A	BGR-RDC19	-	-	-	-	-	-	-	-	-
BGR-25SA-27	BFD-25	BPF-25	BVF-25	VFD-25A	PFD-25A	BGR-RDC25	-	-	-	-	-	-	-	-	-
BGR-25SA-32	BFD-25	BPF-25	BVF-25	VFD-25A	PFD-25A	BGR-RDC25	-	-	-	-	-	-	-	-	-
BGR-38SA-27	BFD-38	BPF-38	BVF-38	VFD-38A	PFD-38A	BGR-RDC38	BGR-STP9	BGR-TRR9	BGR-LVT9	BGR-DT9	BGR-552FT	BGR-276FT	BGR-552FT-FC	BGR-276FT-FC	
BGR-38SA-32	BFD-38	BPF-38	BVF-38	VFD-38A	PFD-38A	BGR-RDC38	BGR-STP9	BGR-TRR9	BGR-LVT9	BGR-DT9	BGR-552FT	BGR-276FT	BGR-552FT-FC	BGR-276FT-FC	
BGR-41SA-27	BFD-41	BPF-41	BVF-41	VFD-41A	PFD-41A	BGR-RDC41	BGR-STP9	BGR-TRR9	BGR-LVT9	BGR-DT9	BGR-552FT	BGR-276FT	BGR-552FT-FC	BGR-276FT-FC	
BGR-41SA-32	BFD-41	BPF-41	BVF-41	VFD-41A	PFD-41A	BGR-RDC41	BGR-STP9	BGR-TRR9	BGR-LVT9	BGR-DT9	BGR-552FT	BGR-276FT	BGR-552FT-FC	BGR-276FT-FC	
BGR-45SA-27	BFD-45	BPF-45	BVF-45	VFD-45A	PFD-45A	BGR-RDC45	BGR-STP9	BGR-TRR9	BGR-LVT9	BGR-DT9	BGR-552FT	BGR-276FT	BGR-552FT-FC	BGR-276FT-FC	
BGR-45SA-32	BFD-45	BPF-45	BVF-45	VFD-45A	PFD-45A	BGR-RDC45	BGR-STP9	BGR-TRR9	BGR-LVT9	BGR-DT9	BGR-552FT	BGR-276FT	BGR-552FT-FC	BGR-276FT-FC	

\*All fan tops come with blank panels to close top of rack. \*\*Only compatible with 'LRD' models.

Part #	Description	Part #	Description
BGR-CC-45FB	BGR front and back cable chase, 4.4" width, fits 45 space racks	BGR-CC-38LT	BGR top cable chase, 4.4" width, 38" deep
BGR-CC-41FB	BGR front and back cable chase, 4.4" width, fits 41 space racks	BGR-CC-32LT	BGR top cable chase, 4.4" width, 32" deep
BGR-CC-38FB	BGR front and back cable chase, 4.4" width, fits 38 space racks	BGR-CC-27LT	BGR top cable chase, 4.4" width, 27" deep

Front Trim Kit Part # (Silver)	Front Trim Kit Part # (Black)	Fits
BGR-TRIM19	BGR-TRIM19B	BGR 19 space racks
BGR-TRIM25	BGR-TRIM25B	BGR 25 space racks
BGR-TRIM38	BGR-TRIM38B	BGR 38 space racks
BGR-TRIM41	BGR-TRIM41B	BGR 41 space racks
BGR-TRIM45	BGR-TRIM45B	BGR 45 space racks

Additional Options:

BGR-19SA27-MDK-DS

rugged and reliable



The **BGR-MDK Series** combines furniture elegance with a robust rolling steel enclosure. Attractive thermolaminate top can accommodate video monitors.



- Breakthrough design provides high strength without extra weight
- Curved plexi front door, cable entry rear door, and thermolaminate top
- Cable management rear door
- Efficient mounting Lever Lock™ system compatible (see pg. 206)
- Fixed solid sides for security and to control airflow
- Standard front and rear adjustable 10-32 threaded rackrail with numbered spaces
- Includes casters

### Certifications

- Seismic Certification
- UL/ETL Listed
- RoHS
- GREENGUARD
- OSHPOD

### Market Solutions



Broadcast



Commercial AV



Residential AV



Security



Structured Cabling



Education



Product Information

Part #	Overall Height	Racking Height	Overall Depth	Useable Depth
BGR-19SA27MDK-XX*	39-1/2"	33-1/4" (19 rackspaces)	31-3/8"	24-3/8"
BGR-25SA27MDK-XX*	50"	43-3/4" (25 rackspaces)	31-3/8"	24-3/8"
BGR-25SA32MDK-XX*	50"	43-3/4" (25 rackspaces)	31-3/8"	29-3/8"


\* XX indicates choice of color

Top Finishes

For full selection of finishes, please refer to pg. 249




FIN-NM  
native maple



FIN-AS  
auburn stream



FIN-CN  
café noir



FIN-FT  
frost



FIN-NT  
nighttide

Additional Options:



Monitor Mounts  
see pg.144



Lever Lock™  
see pg. 206





WRK-44SA-27

## wide av stand-alone rack



The **WRK-SA Series** is designed for single-rack jobs that require large cable capacity and greater air-flow.

- Fully welded construction for strength
- 24-1/4" overall width provides space for side cabling or cooling airflow
- Convenient lacing points and slotted rail brackets for cable management
- Standard front and rear adjustable 10-32 threaded rackrail with numbered spaces
- Extra-wide rackrail features cable pass-throughs to facilitate front-to-rear cabling
- Comes with standard configurable rear door see pg. 227 for thermal management kits (except LRD)

### Certifications

- Seismic Certification
- UL/ETL Listed
- RoHS
- GREENGUARD

### Market Solutions



Broadcast



Commercial  
AV



Residential  
AV



Security



Structured  
Cabling



Education



Product Information

Part #*	Racking Height	Overall Height	Useable Depth	Overall Depth	Caster Base	Add'l 10/32 Threaded Rackrail	Add'l Cage Nut Rackrail
WRK-24SA-27	42" (24 space)	48-1/8"	25-3/4"	27-5/8"	CBS-WRK-27	WRK-RR24	PROWRK-RR24
WRK-24SA-32	42" (24 space)	48-1/8"	30-3/4"	32-5/8"	CBS-WRK-32	WRK-RR24	PROWRK-RR24
WRK-37SA-27	64-3/4" (37 space)	70-7/8"	25-3/4"	27-5/8"	CBS-WRK-27	WRK-RR37	PROWRK-RR37
WRK-37SA-32	64-3/4" (37 space)	70-7/8"	30-3/4"	32-5/8"	CBS-WRK-32	WRK-RR37	PROWRK-RR37
WRK-40SA-27	70" (40 space)	76-1/8"	25-3/4"	27-5/8"	CBS-WRK-27	WRK-RR40	PROWRK-RR40
WRK-40SA-32	70" (40 space)	76-1/8"	30-3/4"	32-5/8"	CBS-WRK-32	WRK-RR40	PROWRK-RR40
WRK-44SA-27*	77" (44 space)	83-1/8"	25-3/4"	27-5/8"	CBS-WRK-27	WRK-RR44	PROWRK-RR44
WRK-44SA-32*	77" (44 space)	83-1/8"	30-3/4"	32-5/8"	CBS-WRK-32	WRK-RR44	PROWRK-RR44

\*available without rear door, suffix part # 'LRD'



- Installation Helper
- Organize and route cables
  - Vertical cable management pg. 214
  - Horizontal cable management pg. 210


Options

Please refer to the enclosure options section on pgs. 44-50 or visit our website for more info.

Rack Options: The options listed below are the most widely used accessories for this series of enclosure but is not inclusive of all available items. For additional options and/or more information on the items listed below reference the Enclosure Options section of the catalog.														
Fits Part #	Front Doors					Rear Doors			Solid Top	Vented Top	Duct-Cool™ Adapter Top	Fan Tops		
	Solid	Plexi	25% Open Area Perf	64% Open Area Perf	Plexi Vented	64% Open Area Perf	79% Perf Split Door	w/ (4) 4-1/2" Fans (380 CFM Total)				w/ (3) 6" Fans (660 CFM Total)	w/ (1) 10" Fan (550 CFM Total)	
WRK-24SA-27	FD-24	PFD-24	VFD-24	LVFD-24	-	-	-	MW-ST	MW-LVT	MW-DT	MW-4FT-380CFM	MW-6FT-660CFM	MW-10FT-550CFM	
WRK-24SA-32	FD-24	PFD-24	VFD-24	LVFD-24	-	-	-	MW-ST	MW-LVT	MW-DT	MW-4FT-380CFM	MW-6FT-660CFM	MW-10FT-550CFM	
WRK-37SA-27	FD-37	PFD-37	VFD-37	LVFD-37	-	-	-	MW-ST	MW-LVT	MW-DT	MW-4FT-380CFM	MW-6FT-660CFM	MW-10FT-550CFM	
WRK-37SA-32	FD-37	PFD-37	VFD-37	LVFD-37	-	-	-	MW-ST	MW-LVT	MW-DT	MW-4FT-380CFM	MW-6FT-660CFM	MW-10FT-550CFM	
WRK-40SA-27	FD-40	PFD-40	VFD-40	LVFD-40	-	MW-LVRD-40	-	MW-ST	MW-LVT	MW-DT	MW-4FT-380CFM	MW-6FT-660CFM	MW-10FT-550CFM	
WRK-40SA-32	FD-40	PFD-40	VFD-40	LVFD-40	-	MW-LVRD-40	-	MW-ST	MW-LVT	MW-DT	MW-4FT-380CFM	MW-6FT-660CFM	MW-10FT-550CFM	
WRK-44SA-27	FD-44	PFD-44	VFD-44	LVFD-44	PVFD-44	MW-LVRD-44	MW-CLVRD-44	MW-ST	MW-LVT	MW-DT	MW-4FT-380CFM	MW-6FT-660CFM	MW-10FT-550CFM	
WRK-44SA-32	FD-44	PFD-44	VFD-44	LVFD-44	PVFD-44	MW-LVRD-44	MW-CLVRD-44	MW-ST	MW-LVT	MW-DT	MW-4FT-380CFM	MW-6FT-660CFM	MW-10FT-550CFM	



## presentation rack enclosure



The **WRK-24MDK Series** is designed for substantial cable and thermal needs combined with furniture elegance.

- Fully welded construction for strength
- 24-1/4" overall width provides space for side cabling or cooling airflow
- Convenient lacing points and slotted rail brackets for cable management
- Standard front and rear adjustable 10-32 threaded rackrail with numbered spaces
- Extra-wide rackrail features cable pass-throughs to facilitate front-to-rear cabling
- Includes latching front plexi door and latching vented rear door
- Includes skirted wheel base
- Includes attractive laminate top that can accommodate video monitors

### Certifications

- Seismic Certification
- UL/ETL Listed
- RoHS
- GREENGUARD

### Market Solutions



Broadcast



Commercial  
AV



Residential  
AV



Security



Structured  
Cabling



Education






Product Information

Part #	Description
WRK-24MDK	42" (24 space) x 32-1/2" deep presentation enclosure system
MMB1X1C*	single LCD mount, articulating, black finish

\*28 lb. weight capacity



Vertical Power

- PDT vertical power with up to 20 outlets to cover the entire rack. see pg. 176


Additional Options:



Monitor Mounts  
see pg. 144



## cost effective stand-alone rack



The **ERK Series** stand-alone rack has multi-bay capabilities for thermal management control, future growth or other purposes.

- Fully welded construction for strength
- Enclosure sides include top and bottom venting
- Convenient lacing points and slotted rail brackets for cable management
- Standard front adjustable 10-32 threaded rackrail with numbered spaces
- Comes with standard configurable rear door; see pg. 227 for thermal management kits
- Ready-to-assemble knock down models are also available
- Preconfig version available see pg. 56

### Certifications

- Seismic Certification
- UL2416
- RoHS
- GREENGUARD

### Market Solutions



Broadcast



Commercial  
AV



Residential  
AV



Security



Structured  
Cabling



Education



#### Customize the ERK

- choose from all the sizes, thermal options & accessories to customize the ERK for your application
- visit [middleatlantic.com/config](http://middleatlantic.com/config)



Product Information

Part #•	Racking Height	Overall Height	Useable Depth	Overall Depth	Skirted WheelBase (adds 3-3/4")	Additional Rackrail
ERK-1820	31-1/2" (18 space)	35-5/8"	18-1/2"	20"	CBS-ERK-20	ERK-RR18
ERK-1825	31-1/2" (18 space)	35-5/8"	23-1/2"	25"	CBS-ERK-25	ERK-RR18
ERK-1828	31-1/2" (18 space)	35-5/8"	26-1/2"	28"	CBS-ERK-28	ERK-RR18
ERK-2120	36-3/4" (21 space)	40-7/8"	18-1/2"	20"	CBS-ERK-20	ERK-RR21
ERK-2125	36-3/4" (21 space)	40-7/8"	23-1/2"	25"	CBS-ERK-25	ERK-RR21
ERK-2128	36-3/4" (21 space)	40-7/8"	26-1/2"	28"	CBS-ERK-28	ERK-RR21
ERK-2720	47-1/4" (27 space)	51-3/8"	18-1/2"	20"	CBS-ERK-20	ERK-RR27
ERK-2725	47-1/4" (27 space)	51-3/8"	23-1/2"	25"	CBS-ERK-25	ERK-RR27
ERK-2728	47-1/4" (27 space)	51-3/8"	26-1/2"	28"	CBS-ERK-28	ERK-RR27
ERK-3520	61-1/4" (35 space)	65-3/8"	18-1/2"	20"	CBS-ERK-20	ERK-RR35
ERK-3525	61-1/4" (35 space)	65-3/8"	23-1/2"	25"	CBS-ERK-25	ERK-RR35
ERK-3528	61-1/4" (35 space)	65-3/8"	26-1/2"	28"	CBS-ERK-28	ERK-RR35
ERK-4020	70" (40 space)	74-1/8"	18-1/2"	20"	CBS-ERK-20	ERK-RR40
ERK-4025	70" (40 space)	74-1/8"	23-1/2"	25"	CBS-ERK-25	ERK-RR40
ERK-4028	70" (40 space)	74-1/8"	26-1/2"	28"	CBS-ERK-28	ERK-RR40
ERK-4420	77" (44 space)	81-1/8"	18-1/2"	20"	CBS-ERK-20	ERK-RR44
ERK-4425	77" (44 space)	81-1/8"	23-1/2"	25"	CBS-ERK-25	ERK-RR44
ERK-4428	77" (44 space)	81-1/8"	26-1/2"	28"	CBS-ERK-28	ERK-RR44

•available without rear door, suffix part # 'LRD'

Options

Please refer to the enclosure options section on pgs. 44-50 or visit our website for more info.

\*see pg. 227 for fanel panel options that fit knockouts



Fits Part #	Front Doors				Rear Door		64% Open Area Perf Top	Solid Top	Vented Top	Fan Tops		
	Solid*	Plexi	25% Open Area Perf	64% Open Area Perf	Top & Bottom Slot Vented	Cable Entry				w/ (3) 4-1/2" Fans (285 CFM Total)	w/ (2) 6" Fans (440 CFM Total)	w/ (1) 10" Fan (550 CFM Total)
ERK-1820	FD-18	PFD-18	VFD-18	LVFD-18	ERK-VRD-18	ERK-RDC18	-	-	-	-	-	-
ERK-1825	FD-18	PFD-18	VFD-18	LVFD-18	ERK-VRD-18	ERK-RDC18	-	-	-	-	-	-
ERK-1828	FD-18	PFD-18	VFD-18	LVFD-18	ERK-VRD-18	ERK-RDC18	-	-	-	-	-	-
ERK-2120	FD-21	PFD-21	VFD-21	LVFD-21	ERK-VRD-21	ERK-RDC21	-	-	-	-	-	-
ERK-2125	FD-21	PFD-21	VFD-21	LVFD-21	ERK-VRD-21	ERK-RDC21	-	-	-	-	-	-
ERK-2128	FD-21	PFD-21	VFD-21	LVFD-21	ERK-VRD-21	ERK-RDC21	-	-	-	-	-	-
ERK-2720	FD-27	PFD-27	VFD-27	-	ERK-VRD-27	ERK-RDC27	-	-	-	-	-	-
ERK-2725	FD-27	PFD-27	VFD-27	-	ERK-VRD-27	ERK-RDC27	-	-	-	-	-	-
ERK-2728	FD-27	PFD-27	VFD-27	-	ERK-VRD-27	ERK-RDC27	-	-	-	-	-	-
ERK-3520	FD-35	PFD-35	VFD-35	LVFD-35	ERK-VRD-35	ERK-RDC35	ERK-LVT	ERK-ST	ERK-VT	ERK-4FT-285CFM	ERK-6FT-440CFM	ERK-10FT-550CFM
ERK-3525	FD-35	PFD-35	VFD-35	LVFD-35	ERK-VRD-35	ERK-RDC35	ERK-LVT	ERK-ST	ERK-VT	ERK-4FT-285CFM	ERK-6FT-440CFM	ERK-10FT-550CFM
ERK-3528	FD-35	PFD-35	VFD-35	LVFD-35	ERK-VRD-35	ERK-RDC35	ERK-LVT	ERK-ST	ERK-VT	ERK-4FT-285CFM	ERK-6FT-440CFM	ERK-10FT-550CFM
ERK-4020	FD-40	PFD-40	VFD-40	LVFD-40	ERK-VRD-40	ERK-RDC40	ERK-LVT	ERK-ST	ERK-VT	ERK-4FT-285CFM	ERK-6FT-440CFM	ERK-10FT-550CFM
ERK-4025	FD-40	PFD-40	VFD-40	LVFD-40	ERK-VRD-40	ERK-RDC40	ERK-LVT	ERK-ST	ERK-VT	ERK-4FT-285CFM	ERK-6FT-440CFM	ERK-10FT-550CFM
ERK-4028	FD-40	PFD-40	VFD-40	LVFD-40	ERK-VRD-40	ERK-RDC40	ERK-LVT	ERK-ST	ERK-VT	ERK-4FT-285CFM	ERK-6FT-440CFM	ERK-10FT-550CFM
ERK-4420	FD-44	PFD-44	VFD-44	LVFD-44	ERK-VRD-44	ERK-RDC44	ERK-LVT	ERK-ST	ERK-VT	ERK-4FT-285CFM	ERK-6FT-440CFM	ERK-10FT-550CFM
ERK-4425	FD-44	PFD-44	VFD-44	LVFD-44	ERK-VRD-44	ERK-RDC44	ERK-LVT	ERK-ST	ERK-VT	ERK-4FT-285CFM	ERK-6FT-440CFM	ERK-10FT-550CFM
ERK-4428	FD-44	PFD-44	VFD-44	LVFD-44	ERK-VRD-44	ERK-RDC44	ERK-LVT	ERK-ST	ERK-VT	ERK-4FT-285CFM	ERK-6FT-440CFM	ERK-10FT-550CFM

Additional Options	Part #	Description	Additional Depth	Racking Height	Finish
	ERK-44-F-EXT3	front extender	3"	44 space	black powder coat
	ERK-44-R-EXT3	rear extender	3"	44 space	black powder coat
	ERK-40-F-EXT3	front extender	3"	40 space	black powder coat
	ERK-40-R-EXT3	rear extender	3"	40 space	black powder coat
	PET-K-RD	pet kit, for rear door to rack bonding			
	PET-K-RDC	pet kit, rear cable door to rack			
PET-K-EXT	pet kit, door extender to rack				





## knock down & cost effective



The **ERK-KD Series** stand-alone rack with multi-bay capabilities in a knock-down version for ease of transportation.

- Knock down design allows for flat shipment
- Electrical knockouts on rear plates
- Laser-cut 1/8" thick internal steel braces for strength
- Standard front adjustable 10-32 threaded rackrail with numbered spaces
- Open, configurable top knockouts

### Certifications

- UL2416
- RoHS
- GREENGUARD

### Market Solutions



Broadcast



Commercial  
AV



Residential  
AV



Security



Structured  
Cabling



Education



Product Information

Part #*	Racking Height	Overall Height	Useable Depth	Overall Depth	Skirted WheelBase (adds 3-3/4")	Additional Rackrail
ERK-1025KD*	17-1/2" (10 space)	21-5/8"	23-1/2"	25"	CBS-ERK-25	ERK-RR10
ERK-1825KD*	31-1/2" (18 space)	35-5/8"	23-1/2"	25"	CBS-ERK-25	ERK-RR18
ERK-2125KD*	36-3/4" (21 space)	40-7/8"	23-1/2"	25"	CBS-ERK-25	ERK-RR21
ERK-3525KD*	61-1/4" (35 space)	65-3/8"	23-1/2"	25"	CBS-ERK-25	ERK-RR235
ERK-4425KD*	77" (44 space)	81-1/8"	23-1/2"	25"	CBS-ERK-25	ERK-RR25

\*available without rear door, suffix part # 'LRD'



Get 20 Outlets

- PDT vertical power with up to 20 outlets to cover the entire rack. see pg. 176

Options

Please refer to the enclosure options section on pgs. 44-50 or visit our website for more info.

Fits Part #	Front Doors				Rear Door		64% Open Area Perf Top	Vented Top	Fan Tops		
	Solid	Plexi	25% Open Area Perf	64% Open Area Perf	Top & Bottom Slot Vented	Cable Entry			w/ (3) 4-1/2" Fans (285 CFM Total)	w/ (2) 6" Fans (440 CFM Total)	w/ (1) 10" Fan (550 CFM Total)
ERK-1025KD	FD-10	PFD-10	VFD-10	LVFD-10	ERK-VRD-10	-	-	-	-	-	-
ERK-1825KD	FD-18	PFD-18	VFD-18	LVFD-18	ERK-VRD-18	ERK-RDC18	-	-	-	-	-
ERK-2125KD	FD-21	PFD-21	VFD-21	LVFD-21	ERK-VRD-21	ERK-RDC21	-	-	-	-	-
ERK-3525KD	FD-35	PFD-35	VFD-35	LVFD-35	ERK-VRD-35	ERK-RDC35	ERK-LVT	ERK-VT	ERK-4FT-285CFM	ERK-6FT-440CFM	ERK-10FT-550CFM
ERK-4425KD	FD-44	PFD-44	VFD-44	LVFD-44	ERK-VRD-44	ERK-RDC44	ERK-LVT	ERK-VT	ERK-4FT-285CFM	ERK-6FT-440CFM	ERK-10FT-550CFM

Additional Options	Part #	Description	Additional Depth	Racking Height	Finish
	ERK-44-F-EXT3	front extender	3"	44 space	black powder coat
	ERK-44-R-EXT3	rear extender	3"	44 space	black powder coat
	ERK-40-F-EXT3	front extender	3"	40 space	black powder coat
	ERK-40-R-EXT3	rear extender	3"	40 space	black powder coat
	PET-K-RD	pet kit, for rear door to rack bonding			
	PET-K-RDC	pet kit, rear cable door to rack			
PET-K-EXT	pet kit, door extender to rack				



### Inner Platform Base

Provides a handy platform, flush with bottom rackspace, for supporting heavy equipment and mounting electrical boxes. Fits inside rack.



BS-MRK-31

Part #	Fits	Rack Depth
BS-BGR	BGR	all
BS-MRK-26	MRK	26"
BS-MRK-31	MRK	31"
BS-MRK-36	MRK	36"
BS-MRK-42	MRK	42"
BS-WRK-27	WRK	27"
BS-WRK-32	WRK	32"



5WR


### Swivel Casters

Bolt to bottom of all ERK and Slim 5 series rack systems adding 3-7/8" overall height.

Part #	Description	Weight Capacity	Fits
5W	set of 4 commercial grade casters	1,300 lbs.	ERK, Slim 5
5WL	set of 4 commercial locking grade casters	1,300 lbs.	ERK, Slim 5
5WR	set of 4 fine floor casters	700 lbs.	ERK, Slim 5
5WLR	set of 4 locking fine floor casters	700 lbs.	ERK, Slim 5

### Skirted Caster Bases

Adds 3-3/4" overall height. Commercial grade casters are UL Listed and have a weight capacity of 1,300 lbs. Fine floor casters protect flooring with a weight capacity of 700 lbs.



CBS-ERK-20R

Commercial Grade Caster Base Part #	Fine Floor Caster Base Part #	Fits	Rack Depth
CBS-5	CBS-5R	Slim 5	20"
CBS-5-26	CBS-5-26R	Slim 5	26"
CBS-ERK-20	CBS-ERK-20R	ERK	20"
CBS-ERK-25	CBS-ERK-25R	ERK	25"

### Recessed Caster Bases

Adds 15/16" overall height. Wheels come pre-installed and work with LF leveling feet. Commercial grade casters are UL Listed and have a weight capacity of 1,300 lbs. The fine floor casters protect flooring with a weight capacity of 700 lbs.



CBS-MRK-31

Commercial Grade Caster Base Part #	Fine Floor Caster Base Part #	Fits	Rack Depth
CBS-BGR		BGR	all
CBS-WRK-27	CBS-WRK-27R	WRK	27"
CBS-WRK-32	CBS-WRK-32R	WRK	32"
CBS-MRK-26	CBS-MRK-26R	MRK	26"
CBS-MRK-31	CBS-MRK-31R	MRK	31"
CBS-MRK-36	CBS-MRK-36R	MRK	36"
CBS-DRK-31		DRK	31"
CBS-DRK-36		DRK	36"

see rack series pgs. for more options





## Seismic Floor Anchor Brackets

Anchoring bracket set supports a seismic-certified installation and can be used to reinforce any mission-critical application. One set required per rack.

Part #	Fits
BGR-Z4	BGR
WRK-Z4	WRK
MRK-Z4	MRK, DRK, VMRK
VRK-Z4	VRK
ERK-Z4	ERK
SNE24-Z4	24" wide SNE
SNE27-Z4	27.6" wide SNE
SNE30-Z4	30" wide SNE
WMRK-Z4	WMRK



WMRK-Z4

## Leveling Feet

Adjustable leveling feet fit Middle Atlantic floor standing steel racks that can be adjusted with a flat blade screwdriver or hex driver. One set required per rack.

Part #	Description	Fits
LF	3/8" leveling feet	DRK, ERK, WRK, WRK-SA, VMRK, MRK
LF-HD	1/2" leveling feet	BRG, BGR-SA, WMRK, SNE
LF-ISO	isolation leveling feet	DRK, ERK, WRK, WRK-SA, VMRK, MRK



LF

## Ganging Hardware

Time-saving ganging hardware provides easy field alignment and joining of multi-bay enclosures.

Part #	Description
DRIFT	set of two tapered drift pins
MAG-1/2	set of two 1/2" magnetic sockets
GANG-10	5/16" nuts/bolts to gang 10 racks or consoles
GANG-10T	5/16" bolts for ganging BGR and SNE via threaded inserts
TDRIFT	ganging drift pins, non-tapered



DRIFT

## Spike, Rack Bonding Kits

Combines ganging and electrical bonding in one step by piercing powder coat finish at bonding points without removing paint.

- Eliminates bonding wires between racks
- Provides low impedance ground
- Displaces powder coat finish without corrosion protection of painted surface
- Does not require anti-oxidant protection
- Durable and visible green finish


Part #	Description
BOND-G24	24 sets, 1 installation tool, 4 sets recommended per rack



BOND-G24



see rack series  
pgs. for more  
options



MW-VT


### Solid and Vented Top Options

Select solid, slot pattern vented, or large perforated vented top options to address your thermal management needs.

Part #	Fits	Style
BGR-STP	BGR	solid
ERK-ST	ERK, WMRK	solid
ERK-VT	ERK, WMRK	slot pattern vented
ERK-LVT	ERK, WMRK	vented, 64% open area
MW-ST	DRK, MRK, VRK, VMRK, WRK, WRK	solid
MW-VT	DRK, MRK, VRK, VMRK, WRK, WRK	slot pattern vented
MW-LVT	DRK, MRK, VRK, VMRK, WRK, WRK	vented, 64% open area



- Organize cables
- Brush grommet panel pg. 213



MW-4FT

### Fan Top Options - Non-Populated

Top options accept 4-1/2", 6" or 10" fans for active thermal management. See pg. 226 for fans.

Part #	Fits	Fan Openings	Style
ERK-4FT	ERK, WMRK	laser knockouts	mounts up to four 4-1/2" fans (MW-4FT) or three 4-1/2" fans (ERK-4FT)
ERK-6FT	ERK, WMRK	laser knockouts (MW-6FT) & finished holes (ERK-6FT)	mounts up to three 6" fans (MW-6FT) or two 6" fans (ERK-6FT)
ERK-10FT	ERK, WMRK	finished hole	mounts one 10" fan
MW-4FT	DRK, MRK, VRK, VMRK, WR, WRK	laser knockouts	mounts up to four 4-1/2" fans (MW-4FT) or three 4-1/2" fans (ERK-4FT) or up to 4 grommets (GK-4G) for cable pass-through
MW-6FT	DRK, MRK, VRK, VMRK, WR, WRK	laser knockouts (MW-6FT) & finished holes (ERK-6FT)	mounts up to three 6" fans (MW-6FT) or two 6" fans (ERK-6FT)
MW-10FT	DRK, MRK, VRK, VMRK, WR, WRK	finished hole	mounts one 10" fan

### Top Options - Including Fans

Ships assembled. Integrated fan tops include 4-1/2", 6" or 10" fans, fan guards.



MW-6FT-660CFM

Part #	Fits	# of Fans	Free Air CFM
BGR-276FT	BGR	four quiet 4-1/2" fans	276
BGR-552FT	BGR	eight quiet 4-1/2" fans	552
ERK-4FT-285CFM	ERK, WMRK	three 4-1/2" fans	285
ERK-6FT-440CFM	ERK, WMRK	two 6" fans	440
ERK-10FT-550CFM	ERK, WMRK	one 10" fan	550
MW-4FT-380CFM	CBS-MRK-26R	four 4-1/2" fans	380
MW-6FT-660CFM	CBS-MRK-31R	three 6" fans	660
MW-10FT-550CFM	CBS-MRK-36R	one 10" fan	550


see rack series pgs. for more options



### Thermostatically Controlled Integrated Fan Top Options

Fan tops ship fully assembled and include 4-1/2", 6" or 10" fans, fan guards and proportional speed fan controller that increases fan life, reduces noise, saves energy, and reduces dust build up. ETL Listed in the US and Canada.


Part #	Fits	# of Fans	Free Air CFM
BGR-276FT-FC	BGR	four quiet 4-1/2" fans	276
BGR-552FT-FC	BGR	eight quiet 4-1/2" fans	552
ERK-4QFT-FC	ERK, WMRK	three quiet 4-1/2" fans	165
ERK-10FT-FC	ERK, WMRK	one 10" fan	550
MW-4QFT-FC	DRK, MRK, VRK, VMRK, WRK	four quiet 4-1/2" fans	220
MW-10FT-FC	DRK, MRK, VRK, VMRK, WRK	one 10" fan	550



### Vented Pagoda Top Options

Maintain enclosure temperatures through natural convection while minimizing the amount of dust and debris that can fall into the rack, and adds 1-1/2" to the top of the rack.

Part #	Style
MW-PVTxx	vented pagoda top, MRK, VRK, VMRK only
xx = depth of MRK, VRK and VMRK only (26", 31", 36" or 42")	



MV-PVT

### Duct-Cool™ Adapter Top Options

Adapter top option to allow the Duct-Cool to be mounted to the top of select racks. Includes top and adapter only. Duct-Cool is a complete remote cooling solution that allows you to manage the heat in closets in racks.

Part #	Fits
ERK-DT	ERK, WMRK
MW-DT	DRK, MRK, VRK, VMRK, WRK
BGR-DT9	BGR

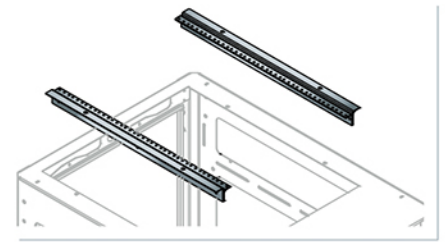


ERK-DT

### Top Rail Kit

Convert the top into useable rackspace. Can be used in conjunction with our connector panels to allow for customizable connections in the top of the rack.

Part #	Fits	Description
MW-TR	WRK, MRK, VRK, VMRK, or DRK	13 space top rail kit




MW-TR

### Ladder Adapter Top Option

Adapter used to connect cable ladder to the top of racks or cabinets.

Part #	Fits	Cable Ladder Sizes
MK-LA	MK, RLA, RL	12"
MW-LA	DRK, MRK, VRK, VMRK, WRK	6", 9", 12"



MW-LA


see rack series  
pgs. for more  
options






## Locking Front Doors


Offered in lightly smoked plexi, 25% open area perf, 64% open area perf, plexi-vented and solid configurations. Beveled corners provide a stylish modern appearance while hinging either left or right. Black textured powder coat finish. Includes keylock.



BVFD-45

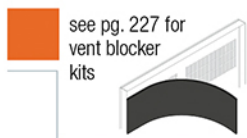


PFD-45



VFD-45

Solid Part #	Plexi Part #	Curved Plexi Part #	25% Open Area Perf Vented Part #	64% Open Area Perf Vented Part #	Curved Vented Part #	Plexi Vented Part #	Solid Split Part #	79% Open Area Split Perf Part #	Fully Vented Part #	Fits	# of Rackspaces
BFD-19	BPFD-19	PFD-19A	–	–	VFD-19A	BVFD-19	–	–	–	BGR	19
BFD-25	BPFD-25	PFD-25A	–	–	VFD-25A	BVFD-25	–	–	–	BGR	25
BFD-38	BPFD-38	PFD-38A	–	–	VFD-38A	BVFD-38	–	–	–	BGR	38
BFD-41	BPFD-41	PFD-41A	–	–	VFD-41A	BVFD-41	–	–	–	BGR	41
BFD-45	BPFD-45	PFD-45A	–	–	VFD-45A	BVFD-45	–	–	–	BGR	45
–	DPFD-44	–	DVFD-44	DLVRD-447	–	DPVFD-44	DCRD-44	DCLVRD-44	DFVRD-44	DRK	44
FD-8	PFD-8	–	VFD-8	LVFD-8	–	–	–	–	–	DWR, ERK, MRK, SR, VRK, VMRK, WRK	8
FD-10	PFD-10	–	VFD-10	LVFD-10	–	–	–	–	–	DWR, ERK, MRK, SR, VRK, VMRK, WRK	10
FD-12	PFD-12	–	VFD-12	LVFD-12	–	–	–	–	–	DWR, ERK, MRK, SR, VRK, VMRK, WRK	12
FD-16	PFD-16	–	VFD-16	LVFD-16	–	–	–	–	–	DWR, ERK, MRK, SR, VRK, VMRK, WRK	16
FD-18	PFD-18	–	VFD-18	LVFD-18	–	–	–	–	–	DWR, ERK, MRK, SR, VRK, VMRK, WRK	18
FD-21	PFD-21	–	VFD-21	LVFD-21	–	–	–	–	–	DWR, ERK, MRK, SR, VRK, VMRK, WRK	21
FD-24	PFD-24	–	VFD-24	LVFD-24	–	–	–	–	–	DWR, ERK, MRK, SR, VRK, VMRK, WRK	24
FD-27	PFD-27	–	VFD-27	LVFD-27	–	–	–	–	–	DWR, ERK, MRK, SR, VRK, VMRK, WRK	27
FD-35	PFD-35	–	VFD-35	LVFD-35	–	–	–	–	–	DWR, ERK, MRK, SR, VRK, VMRK, WRK	35
FD-37	PFD-37	–	VFD-37	LVFD-37	–	–	–	–	–	DWR, ERK, MRK, SR, VRK, VMRK, WRK	37
FD-40	PFD-40	–	VFD-40	LVFD-40	–	–	–	–	–	DWR, ERK, MRK, SR, VRK, VMRK, WRK	40
FD-42	PFD-42	–	VFD-42	LVFD-42	–	–	–	–	–	DWR, ERK, MRK, SR, VRK, VMRK, WRK	42
FD-44	PFD-44	–	VFD-44	LVFD-44	–	PVFD-44	–	–	–	DWR, ERK, MRK, SR, VRK, VMRK, WRK	44
FD-45	PFD-45	–	VFD-45	LVFD-45	–	–	–	–	–	DWR, ERK, MRK, SR, VRK, VMRK, WRK	45
FD-46	PFD-46	–	VFD-46	LVFD-46	–	–	–	–	–	DWR, ERK, MRK, SR, VRK, VMRK, WRK	46
FD-54	PFD-54	–	VFD-54	LVFD-54	–	–	–	–	–	DWR, ERK, MRK, SR, VRK, VMRK, WRK	54






### Rear Doors

Substitute a vented rear door for a solid rear door in selected sizes. Black textured powder coat finish. Fully vented rear doors have 64% open area. Split rear doors with 3 point latch offer 79% open area and require less floor space when accessing rear equipment connections.



DCLVRD-44



MW-LVRD-44



MW-CRD-44

Solid Split Part #	Top & Bottom Vented Slot Vented Part #	Slot Vents Fully Vented Part #	64% Open Area Split Perf Part #	79% Open Area Perf Part #	Fits	# of Rackspace
-	ERK-VRD-18	-	-	-	ERK	18
-	ERK-VRD-21	-	-	-	ERK	21
MW-CRD-24	-	-	-	MW-CLVRD-24	MRK, VRK, VMRK, WRK	24
-	ERK-VRD-27	-	-	-	ERK	27
-	ERK-VRD-35	-	-	-	ERK	35
-	-	-	-	-	MRK, VRK, VMRK, WRK	40
MW-CRD-42	-	-	-	MW-CLVRD-42	MRK, VRK, VMRK, WRK	42
DCRD-44	DVRD-44	DFVRD-44	DSVRD-44	DCLVRD-44	DRK	44
-	ERK-VRD-44	-	-	-	ERK	44
MW-CRD-44	MW-VRD-44	-	MW-LVRD-44	MW-CLVRD-44	MRK, VRK, VMRK, WRK	44
MW-CRD-45	-	-	-	MW-CLVRD-45	MRK, VRK, VMRK, WRK	45



\*see pg. 227 for thermal management kits

### High CFM Split Rear Doors

Protect equipment from the damaging effects of heat from servers, NVR's and DVR's with the adjustable 6 fan High CFM Rear Door. This cupboard style split rear door pulls hot air from the rear of the cabinet and directs it up towards return air ducts. Fan placement is adjustable for optimal airflow and up to 10 additional fans can be added for 3,520 CFM of free air movement. Two adjustable half blank panels included for versatile fan arrangement. Additional half blank panels are available for greater control of fan placement.

- Removes heat from high density installations such as servers and DVRs
- Split rear door design pulls hot air from rear and directs it upwards
- Fan placement is adjustable to match project needs
- Comes with 6 fans, together rated at 1,320 CFM in free air
- Up to 10 additional fans can be added for up to 3,520 CFM of movement


Part #	Description	Fits	Additional 1/2 Blank Panels (Qty. of 4)	Free Air CFM
MW-CFRD-45	45 space split fan rear door	WMRK	MW-CFRD-1/2PNL-45	1,320
MW-CFRD-44	44 space split fan rear door	MRK, WRK, VRK	MW-CFRD-1/2PNL-44	1,320
MW-CFRD-42	42 space split fan rear door	WMRK	MW-CFRD-1/2PNL-42	1,320
D-CFRD-44	44 space split fan rear door	DRK	DCFRD-1/2PNL-44	1,320
MWCFRD-FKIT	additional 6" fan for MW-CFRD and D-CFRD			220
FC-CFRD	fan controller, 1 rackspace			



MW-CFRD-1/2PNL-44



MW-CFRD-45




MRK-TEMP-26

### Rack Base Templates

Use these handy bottom templates for pre-installation of floor anchor bolts prior to the arrival of the racks. Conveniently keyed to interlock, use two and “leapfrog” them to layout entire bays of racks.

Part #	Description
BGR-TEMP-27	bottom template for BGR-XX-27
BGR-TEMP-32	bottom template for BGR-XX-32
BGR-TEMP-38	bottom template for BGR-XX-38
MRK-TEMP-26	bottom template for MRK-XX-26
MRK-TEMP-31	bottom template for MRK-XX-31
MRK-TEMP-36	bottom template for MRK-XX-36
WRK-TEMP-27	bottom template for WRK-XX-27
WRK-TEMP-32	bottom template for WRK-XX-32



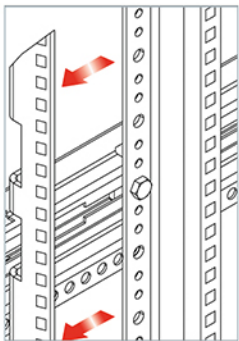
RBA-W44-2



### Rail Bracket Adapters

Adapters allow for the vertical mounting of rack panels or electronics between rackrail brackets.

Part #	Description	Fits
RBA-W44-1	1 space adapter	44 space WRK
RBA-W44-2	2 space adapter	44 space WRK
RBA-W44-3	3 space adapter	44 space WRK
RBA-MV44-1	1 space adapter	44 space MRK/VRK
RBA-MV44-2	2 space adapter	44 space MRK/VRK
RBA-MV44-3	3 space adapter	44 space MRK/VRK



PROWMRK-ZRA-42

### Z-Rail Adapters

The Z-Rail adapters convert standard rackrail to “Z” style to supports side mounted applications. Sold in pairs.

Part #	Fits
MV-ZRA-44	44 space MRK/VRK
PROR4CN-ZRA45	45 space R4CN
PROR4CN-ZRA51	51 space R4CN
PROWMRK-ZRA-24	24 space WMRK
PROWMRK-ZRA-42	42 space WMRK
PROWMRK-ZRA-45	45 space WMRK

see rack series  
pgs. for more  
options





SRB Series, Seismic Riser Bases

- Allows for field rough-in prior to arrival of racks and enclosures
- Acts as a lower cable chase for passing cables between racks
- Heavy-gauge welded steel construction, with black powder coat finish



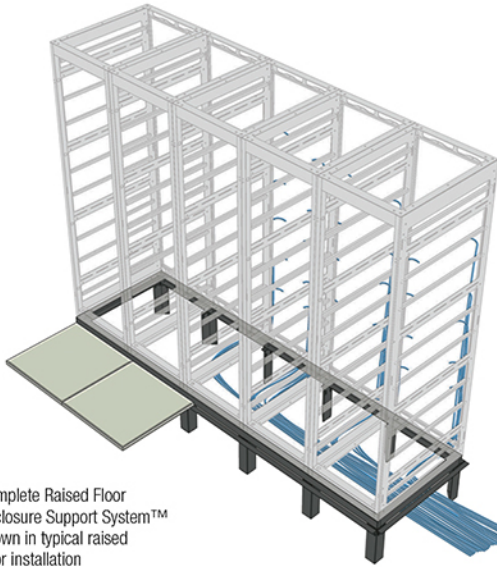
Part #	Bays	Accommodates	Seismic Brackets (1 set required per rack)
SRB-1-BGR-3224	1	BGR 32" depth racks	BGR-Z4/BGR-ISO-Z4
SRB-2-BGR-3224	2	BGR 32" depth racks	BGR-Z4/BGR-ISO-Z4
SRB-3-BGR-3224	3	BGR 32" depth racks	BGR-Z4/BGR-ISO-Z4
SRB-1-BGR-3824	1	BGR 38" depth racks	BGR-Z4/BGR-ISO-Z4
SRB-2-BGR-3824	2	BGR 38" depth racks	BGR-Z4/BGR-ISO-Z4
SRB-3-BGR-3824	3	BGR 38" depth racks	BGR-Z4/BGR-ISO-Z4
SRB-1-DRK-3124	1	DRK 31" depth racks	MRK-Z4
SRB-2-DRK-3124	2	DRK 31" depth racks	MRK-Z4
SRB-1-DRK-3624	1	DRK 36" depth racks	MRK-Z4
SRB-2-DRK-3624	2	DRK 36" depth racks	MRK-Z4
SRB-1-DRK-4224	1	DRK 42" depth racks	MRK-Z4
SRB-2-DRK-4224	2	DRK 42" depth racks	MRK-Z4
SRB-1-DRK-4824	1	DRK 48" depth racks	MRK-Z4
SRB-2-DRK-4824	2	DRK 48" depth racks	MRK-Z4
SRB-1-MRK-2624	1	MRK 26" depth racks	MRK-Z4
SRB-2-MRK-2624	2	MRK 26" depth racks	MRK-Z4
SRB-3-MRK-2624	3	MRK 26" depth racks	MRK-Z4
SRB-1-MRK-3124	1	MRK 31" & VRK 31" depth racks	MRK-Z4, VRK-Z4
SRB-2-MRK-3124	2	MRK 31" & VRK 31" depth racks	MRK-Z4, VRK-Z4
SRB-3-MRK-3124	3	MRK 31" & VRK 31" depth racks	MRK-Z4, VRK-Z4
SRB-1-MRK-3624	1	MRK 36" & VRK 36" depth racks	MRK-Z4, VRK-Z4
SRB-2-MRK-3624	2	MRK 36" & VRK 36" depth racks	MRK-Z4, VRK-Z4
SRB-3-MRK-3624	3	MRK 36" & VRK 36" depth racks	MRK-Z4, VRK-Z4
SRB-1-MRK-4224	1	MRK 42" & VRK 42" depth racks	MRK-Z4, VRK-Z4
SRB-2-MRK-4224	2	MRK 42" & VRK 42" depth racks	MRK-Z4, VRK-Z4
SRB-3-MRK-4224	3	MRK 42" & VRK 42" depth racks	MRK-Z4, VRK-Z4
SRB-1-MRK-4824	1	MRK 48" & VRK 48" depth racks	MRK-Z4, VRK-Z4
SRB-2-MRK-4824	2	MRK 48" & VRK 48" depth racks	MRK-Z4, VRK-Z4
SRB-3-MRK-4824	3	MRK 48" & VRK 48" depth racks	MRK-Z4, VRK-Z4

Custom heights & depths available on request 9" - 24".

Part #	Bays	Accommodates	Seismic Brackets (1 set required per rack)
SRB-1-SNE24-3624	1	SNE 36" depth racks	SNE24-Z4
SRB-2-SNE24-3624	2	SNE 36" depth racks	SNE24-Z4
SRB-1-SNE24-4224	1	SNE 42" depth racks	SNE24-Z4
SRB-2-SNE24-4224	2	SNE 42" depth racks	SNE24-Z4
SRB-1-SNE24-4824	1	SNE 48" depth racks	SNE24-Z4
SRB-2-SNE24-4824	2	SNE 48" depth racks	SNE24-Z4
SRB-1-SNE27-3624	1	SNE 36" depth racks	SNE27-Z4
SRB-2-SNE27-3624	2	SNE 36" depth racks	SNE27-Z4
SRB-1-SNE27-4224	1	SNE 42" depth racks	SNE27-Z4
SRB-2-SNE27-4224	2	SNE 42" depth racks	SNE27-Z4
SRB-1-SNE27-4824	1	SNE 48" depth racks	SNE27-Z4
SRB-2-SNE27-4824	2	SNE 48" depth racks	SNE27-Z4
SRB-1-SNE30-3624	1	SNE 36" depth racks	SNE30-Z4
SRB-2-SNE30-3624	2	SNE 36" depth racks	SNE30-Z4
SRB-1-SNE30-4224	1	SNE 42" depth racks	SNE30-Z4
SRB-2-SNE30-4224	2	SNE 42" depth racks	SNE30-Z4
SRB-1-SNE30-4824	1	SNE 48" depth racks	SNE30-Z4
SRB-2-SNE30-4824	2	SNE 48" depth racks	SNE30-Z4
SRB-1-WMRK-3124	1	WMRK 31" depth racks	WMRK-Z4
SRB-2-WMRK-3124	2	WMRK 31" depth racks	WMRK-Z4
SRB-1-WMRK-3624	1	WMRK 36" depth racks	WMRK-Z4
SRB-2-WMRK-3624	2	WMRK 36" depth racks	WMRK-Z4
SRB-1-WMRK-4224	1	WMRK 42" depth racks	WMRK-Z4
SRB-2-WMRK-4224	2	WMRK 42" depth racks	WMRK-Z4
SRB-1-WMRK-4824	1	WMRK 48" depth racks	WMRK-Z4
SRB-2-WMRK-4824	2	WMRK 48" depth racks	WMRK-Z4
SRB-1-WRK-2724	1	WRK 27" depth racks	WRK-Z4
SRB-2-WRK-2724	2	WRK 27" depth racks	WRK-Z4
SRB-3-WRK-2724	3	WRK 27" depth racks	WRK-Z4
SRB-1-WRK-3224	1	WRK 32" depth racks	WRK-Z4
SRB-2-WRK-3224	2	WRK 32" depth racks	WRK-Z4
SRB-3-WRK-3224	3	WRK 32" depth racks	WRK-Z4

see rack series pgs. for more options





Complete Raised Floor Enclosure Support System™ shown in typical raised floor installation

## simplifies installation

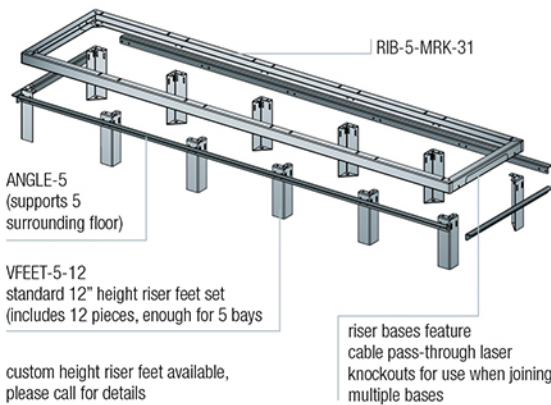


The **Raised Floor Enclosure Support System™** provides the ability to perform field rough-in procedures prior to the arrival of racks and enclosures.

- Timesaving and practical system to rough-in rack installations
- Heavy-duty welded construction with black powder coat finish
- System includes 2-1/2" high bases, riser feet and support angles
- Base matches rack sizes, and allows cables to pass underneath
- Riser feet raise the base to match raised floor installations
- Support angles support floor tiles surrounding the racks
- Custom sizes and heights are available



RIB Series Riser Base shown with MRK racks and custom cable chase



## Certifications

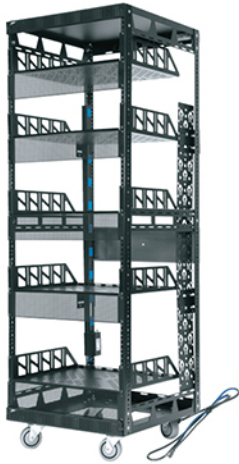
- RoHS
- GREENGUARD



RIB Series Riser Bases Part #	Bays	Raised Floor Riser Feet Part #	Raised Floor Support Angles Part #	Accommodates
RIB-1-BGR-27	1	VFEET-1-12	BANGLE-1	BGR 27" depth racks
RIB-2-BGR-27	2	VFEET-2-12	BANGLE-2	BGR 27" depth racks
RIB-3-BGR-27	3	VFEET-3-12	BANGLE-3	BGR 27" depth racks
RIB-4-BGR-27	4	VFEET-4-12	BANGLE-4	BGR 27" depth racks
RIB-5-BGR-27	5	VFEET-5-12	BANGLE-5	BGR 27" depth racks
RIB-1-BGR-32	1	VFEET-1-12	BANGLE-1	BGR 32" depth racks
RIB-2-BGR-32	2	VFEET-2-12	BANGLE-2	BGR 32" depth racks
RIB-3-BGR-32	3	VFEET-3-12	BANGLE-3	BGR 32" depth racks
RIB-4-BGR-32	4	VFEET-4-12	BANGLE-4	BGR 32" depth racks
RIB-5-BGR-32	5	VFEET-5-12	BANGLE-5	BGR 32" depth racks
RIB-1-BGR-38	1	VFEET-1-12	BANGLE-1-38	BGR 38" depth racks
RIB-2-BGR-38	2	VFEET-2-12	BANGLE-2-38	BGR 38" depth racks
RIB-3-BGR-38	3	VFEET-3-12	BANGLE-3-38	BGR 38" depth racks
RIB-4-BGR-38	4	VFEET-4-12	BANGLE-4-38	BGR 38" depth racks
RIB-5-BGR-38	5	VFEET-5-12	BANGLE-5-38	BGR 38" depth racks
RIB-1-DRK-31	1	VFEET-1-12	DANGLE-1-31	DRK 31" depth racks
RIB-2-DRK-31	2	VFEET-2-12	DANGLE-2-31	DRK 31" depth racks
RIB-3-DRK-31	3	VFEET-3-12	DANGLE-3-31	DRK 31" depth racks
RIB-1-DRK-36	1	VFEET-1-12	DANGLE-1-3642	DRK 36" depth racks
RIB-2-DRK-36	2	VFEET-2-12	DANGLE-2-3642	DRK 36" depth racks
RIB-3-DRK-36	3	VFEET-3-12	DANGLE-3-3642	DRK 36" depth racks
RIB-1-DRK-42	1	VFEET-1-12	DANGLE-1-3642	DRK 42" depth racks
RIB-2-DRK-42	2	VFEET-2-12	DANGLE-2-3642	DRK 42" depth racks
RIB-3-DRK-42	3	VFEET-3-12	DANGLE-3-3642	DRK 42" depth racks
RIB-1-MRK-26	1	VFEET-1-12	ANGLE-1	MRK 26" depth racks
RIB-2-MRK-26	2	VFEET-2-12	ANGLE-2	MRK 26" depth racks
RIB-3-MRK-26	3	VFEET-3-12	ANGLE-3	MRK 26" depth racks
RIB-4-MRK-26	4	VFEET-4-12	ANGLE-4	MRK 26" depth racks
RIB-5-MRK-26	5	VFEET-5-12	ANGLE-5	MRK 26" depth racks
RIB-1-MRK-31	1	VFEET-1-12	ANGLE-1	MRK/VMRK/VRK 31" depth racks
RIB-2-MRK-31	2	VFEET-2-12	ANGLE-2	MRK/VMRK/VRK 31" depth racks
RIB-3-MRK-31	3	VFEET-3-12	ANGLE-3	MRK/VMRK/VRK 31" depth racks
RIB-4-MRK-31	4	VFEET-4-12	ANGLE-4	MRK/VMRK/VRK 31" depth racks
RIB-5-MRK-31	5	VFEET-5-12	ANGLE-5	MRK/VMRK/VRK 31" depth racks
RIB-1-MRK-36	1	VFEET-1-12	ANGLE-1-36	MRK/VRK 36" depth racks
RIB-2-MRK-36	2	VFEET-2-12	ANGLE-2-36	MRK/VRK 36" depth racks
RIB-3-MRK-36	3	VFEET-3-12	ANGLE-3-36	MRK/VRK 36" depth racks
RIB-4-MRK-36	4	VFEET-4-12	ANGLE-4-36	MRK/VRK 36" depth racks
RIB-5-MRK-36	5	VFEET-5-12	ANGLE-5-36	MRK/VRK 36" depth racks
RIB-1-MRK-42	1	VFEET-1-12	ANGLE-1-42	MRK/VRK 42" depth racks
RIB-2-MRK-42	2	VFEET-2-12	ANGLE-2-42	MRK/VRK 42" depth racks
RIB-3-MRK-42	3	VFEET-3-12	ANGLE-3-42	MRK/VRK 42" depth racks

RIB Series Riser Bases Part #	Bays	Raised Floor Riser Feet Part #	Raised Floor Support Angles Part #	Accommodates
RIB-1-SNE24-36	1	VFEET-1-12	SANGLE24-1-3642	SNE 36" depth racks
RIB-2-SNE24-36	2	VFEET-2-12	SANGLE24-2-3642	SNE 36" depth racks
RIB-3-SNE24-36	3	VFEET-3-12	SANGLE24-3-3642	SNE 36" depth racks
RIB-1-SNE24-42	1	VFEET-1-12	SANGLE24-1-3642	SNE 42" depth racks
RIB-2-SNE24-42	2	VFEET-2-12	SANGLE24-2-3642	SNE 42" depth racks
RIB-3-SNE24-42	3	VFEET-3-12	SANGLE24-3-3642	SNE 42" depth racks
RIB-1-SNE24-48	1	VFEET-1-12	SANGLE24-1-48	SNE 48" depth racks
RIB-2-SNE24-48	2	VFEET-2-12	SANGLE24-2-48	SNE 48" depth racks
RIB-3-SNE24-48	3	VFEET-3-12	SANGLE24-3-48	SNE 48" depth racks
RIB-1-SNE27-36	1	VFEET-1-12	SANGLE27-1-3642	SNE 36" depth racks
RIB-2-SNE27-36	2	VFEET-2-12	SANGLE27-2-3642	SNE 36" depth racks
RIB-3-SNE27-36	3	VFEET-3-12	SANGLE27-3-3642	SNE 36" depth racks
RIB-1-SNE27-42	1	VFEET-1-12	SANGLE27-1-3642	SNE 42" depth racks
RIB-2-SNE27-42	2	VFEET-2-12	SANGLE27-2-3642	SNE 42" depth racks
RIB-3-SNE27-42	3	VFEET-3-12	SANGLE27-3-3642	SNE 42" depth racks
RIB-1-SNE27-48	1	VFEET-1-12	SANGLE27-1-48	SNE 48" depth racks
RIB-2-SNE27-48	2	VFEET-2-12	SANGLE27-2-48	SNE 48" depth racks
RIB-3-SNE27-48	3	VFEET-3-12	SANGLE27-3-48	SNE 48" depth racks
RIB-1-SNE30-36	1	VFEET-1-12	SANGLE30-1-3642	SNE 36" depth racks
RIB-2-SNE30-36	2	VFEET-2-12	SANGLE30-2-3642	SNE 36" depth racks
RIB-3-SNE30-36	3	VFEET-3-12	SANGLE30-3-3642	SNE 36" depth racks
RIB-1-SNE30-42	1	VFEET-1-12	SANGLE30-1-3642	SNE 42" depth racks
RIB-2-SNE30-42	2	VFEET-2-12	SANGLE30-2-3642	SNE 42" depth racks
RIB-3-SNE30-42	3	VFEET-3-12	SANGLE30-3-3642	SNE 42" depth racks
RIB-1-SNE30-48	1	VFEET-1-12	SANGLE30-1-48	SNE 48" depth racks
RIB-2-SNE30-48	2	VFEET-2-12	SANGLE30-2-48	SNE 48" depth racks
RIB-3-SNE30-48	3	VFEET-3-12	SANGLE30-3-48	SNE 48" depth racks
RIB-1-WMRK-36	1	VFEET-1-12	WMANGLE-1-3642	WMRK 36" depth racks
RIB-2-WMRK-36	2	VFEET-2-12	WMANGLE-2-3642	WMRK 36" depth racks
RIB-3-WMRK-36	3	VFEET-3-12	WMANGLE-3-3642	WMRK 36" depth racks
RIB-1-WMRK-42	1	VFEET-1-12	WMANGLE-1-3642	WMRK 42" depth racks
RIB-2-WMRK-42	2	VFEET-2-12	WMANGLE-2-3642	WMRK 42" depth racks
RIB-3-WMRK-42	3	VFEET-3-12	WMANGLE-3-3642	WMRK 42" depth racks
RIB-1-WMRK-48	1	VFEET-1-12	WMANGLE-1-48	WMRK 48" depth racks
RIB-2-WMRK-48	2	VFEET-2-12	WMANGLE-2-48	WMRK 48" depth racks
RIB-1-WRK-27	1	VFEET-1-12	WANGLE-1	WRK 27" deep racks
RIB-2-WRK-27	2	VFEET-2-12	WANGLE-2	WRK 27" deep racks
RIB-3-WRK-27	3	VFEET-3-12	WANGLE-3	WRK 27" deep racks
RIB-4-WRK-27	4	VFEET-4-12	WANGLE-4	WRK 27" deep racks
RIB-5-WRK-27	5	VFEET-5-12	WANGLE-5	WRK 27" deep racks
RIB-1-WRK-32	1	VFEET-1-12	WANGLE-1	WRK 32" deep racks
RIB-2-WRK-32	2	VFEET-2-12	WANGLE-2	WRK 32" deep racks
RIB-3-WRK-32	3	VFEET-3-12	WANGLE-3	WRK 32" deep racks
RIB-4-WRK-32	4	VFEET-4-12	WANGLE-4	WRK 32" deep racks
RIB-5-WRK-32	5	VFEET-5-12	WANGLE-5	WRK 32" deep racks





5-29-CONFIG

### Slim 5 Series

Configured and ships complete with:

Power Distribution	Cable Management	Rack Accessories
vertical 15 Amp filtered and surge protected power	vertical lacing strips	vented shelves
		vent panels
		set of 4 casters

Part #	Racking Height	Useable Depth	Height with Casters	# of Vented Shelves & Panels
5-14-CONFIG	24-1/2" (14 space)	20-1/2"	32-1/4"	3 shelves, 2 vent panels
5-29-CONFIG	50-3/4" (29 space)	20-1/2"	58-1/2"	5 shelves, 5 vent panels
5-37-CONFIG	64-3/4" (37 space)	20-1/2"	72-1/2"	6 shelves, 6 vent panels



ERK-2725-CONFIG

### ERK Series

Configured and ships complete with:

Power Distribution	Cable Management	Rack Accessories
vertical 15 Amp filtered and surge protected power	vertical lacing strips	vented shelves (including 1 telescoping full depth heavy duty shelf)
	horizontal lacing bars	vent panels
		caster base

Part #	Racking Height	Useable Depth	Height with Casters	# of Vented Shelves & Panels
ERK-2125-CONFIG	36-3/4" (21 space)	23-1/2"	45"	4 shelves, 3 vent panels
ERK-2725-CONFIG	47-1/4" (27 space)	23-1/2"	55-1/2"	5 shelves, 4 vent panels
ERK-3525-CONFIG	61-1/4" (35 space)	23-1/2"	69-1/2"	6 shelves, 5 vent panels



ERK-4025-AV

### ERK Series - AV Enclosures

Configured and ships complete with:

Thermal Management	Cable Management	Power Distribution	Accessories
integrated fan top	vertical lacer strip 3-1/4" width (LACE-OP Series)	for 44 space enclosures: 1 qty 20 Amp, 20 outlet power strip with cord, (PDT-2020C-NS)	solid front and configurable rear door, locking
rear door bottom vent	horizontal lacer bars, four 'L' shaped straight and two 4" offset	for 35 and 40 space enclosures: 2 qty 20 Amp, 10 outlet power strip with cord, (PDT-1020C-NS)	10-32 threaded rack screws, 100 qty
vent blockers	velcro® cable management straps, 8" length, 12 qty		leveling feet, 4 qty

Part #	Racking Height	Overall Height	Useable Depth	Overall Depth	Overall Width
ERK-3525-AV	61-1/4" (35 space)	23-1/2"	39-3/4"	25"	22"
ERK-4025-AV	70" (40 space)	23-1/2"	45"	25"	22"
ERK-4425-AV	77" (44 space)	23-1/2"	55-1/2"	25"	22"

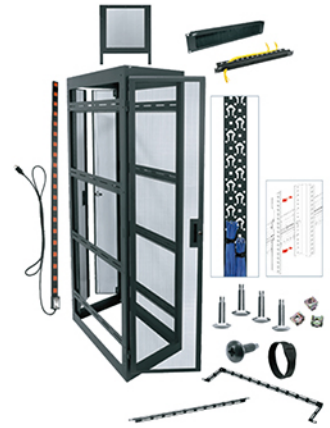


### MRK Series - NVR/DVR Enclosures

Configured and ships complete with:

Ships Complete With			DVR Enclosure	NVR Enclosure
64% open area front door	3-1/4" width vertical lacer strip (LACE-44-OP)	side panels (as noted in table)	two pairs 10-32 threaded rackrail	two pairs cage nut style rackrail
79% open area split rear door	horizontal lacer bars, four 'L' shaped straight and two 4" offset	ganging hardware (models without side panels only)	10-32 threaded rack screws, 100 qty	one pair of cage nut style Z-rail adaptors
20 Amp, 20 outlet power strip with cord (PDT-2020C-NS)	one each 1 space and 2 space brush grommet	leveling feet		6 mm threaded cage nuts & rack screws, 100 qty
64% open area top	velcro® cable management straps	-		10-32 threaded cage nuts & rack screws, 50 qty

Part #	Racking Height	Overall Height	Useable Depth	Overall Depth	Overall Width	Includes Side Panels
MRK-4431-DVR	77" (44 space)	83-1/8"	29"	31-3/8"	23-1/4"	Yes
MRK-4431-DVR-AB	77" (44 space)	83-1/8"	29"	31-3/8"	22"	No
MRK-4436-NVR	77" (44 space)	83-1/8"	33-9/16"	36"	23-1/4"	Yes
MRK-4436-NVR-AB	77" (44 space)	83-1/8"	33-9/16"	36"	22"	No



MRK-4426-AV-AB

### WMRK Series - Server Enclosures

Configured and ships complete with:

Ships Complete With						
70% open area front door, locking	64% open area top	vertical lacing strip, 3-1/4" width (42 space only)	one pair of cage nut style Z-rail adaptors	6 mm rack screws, 100 quantity	for 24 space enclosures: 20 Amp, 10 outlet power strip with cord	ganging hardware (models without side panels only)
79% open area split rear door, locking	temperature monitoring module	two pairs cage nut style rackrail	6 mm cage nuts, 100 quantity	side panels (as noted in table)	for 42 space enclosures: 20 Amp, 20 outlet power strip with cord	leveling feet

Part #	Racking Height	Overall Height	Useable Depth	Overall Depth	Overall Width	Includes Side Panels
WMRK-2436SVR	42" (24 space)	48-5/8"	33-9/16"	36"	25-1/4"	Yes
WMRK-2436SVR-AB	42" (24 space)	48-5/8"	33-9/16"	36"	24"	No
WMRK-4236SVR	73-1/2" (42 space)	80-1/16"	33-9/16"	36"	25-1/4"	Yes
WMRK-4236SVR-AB	73-1/2" (42 space)	80-1/16"	33-9/16"	36"	24"	No
WMRK-4242SVR	73-1/2" (42 space)	80-1/16"	39-9/16"	42"	25-1/4"	Yes
WMRK-4242SVR-AB	73-1/2" (42 space)	80-1/16"	39-9/16"	42"	24"	No



WMRK-4236SVR-AB

### MRK Series - AV Enclosures

Configured and ships complete with:


Thermal Management	Cable Management	Power Distribution	Accessories
integrated fan top, with proportional speed fan control	vertical lacer strip 3-1/4" width (LACE-OP Series)	1 qty 20 Amp, 20 outlet power strip with cord (PDT-2020C-NS)	solid front and configurable rear door, locking
rear door bottom vent	horizontal lacer bars, four 'L' shaped straight and two 4" offset		10-32 threaded rack screws, 100 qty
vent blockers	velcro® cable management straps, 8" length, 12 qty		leveling feet, 4 qty
-	-		ganging hardware (MRK open side models only)

Part #	Racking Height	Overall Height	Useable Depth	Overall Depth	Overall Width	Includes Side Panels
MRK-4426-AV	77" (44 space)	83-1/8"	24"	26-1/2"	23-5/16"	Yes
MRK-4426-AV-AB	77" (44 space)	83-1/8"	24"	26-1/2"	22"	No
MRK-4431-AV	77" (44 space)	83-1/8"	29"	31-1/2"	23-5/16"	Yes
MRK-4431-AV-AB	77" (44 space)	83-1/8"	29"	31-1/2"	22"	No



MRK-4426-AV-AB





# wall mount racks and cabinets

Wall racks save floor space and are ideal for smaller installations or to house system distribution points. Many wall rack styles are available to meet a wide range of project needs.

Open-frame styles are great for controlled spaces such as utility rooms and some models can be mounted over conduit and similar obstructions.

Enclosed models provide security to protect equipment in more open spaces from tampering,





dust, and other hazards, and many styles have hinged center sections to provide enhanced rear access to equipment and wiring.

Wall racks range in capacity from 2 to 35 rackspaces, with the hybrid wall/floor mounted SR models up to 46 spaces.

SR Series	58 - 59
DWR Series	60 - 61
EWR Series	62 - 63
CWR Series	64 - 65
SWR and SBX Series	66 - 67
TOR and WRS/WRP Series	68 - 69
SFR and WM Series	70 - 71
HDR and SPM Series	72 - 73
VPM and PPM Series	74 - 75
HPM and DLBX/VLBX Series	76 - 77



## pivoting sectional wall/floor cabinet



The **SR Series** provides access to rear equipment connections for large to medium systems.

- Patented tool free Quick-Mount™ system for center section mounting
- Pivots 90° on floor base for access to rear equipment connections
- Standard adjustable front 10-32 threaded rackrail
- "Bonus" 4 rackspace in base is ideal for mounting a UPS or other equipment
- 500 lb. weight capacity

### Certifications

- Seismic Certification
- RoHS
- GREENGUARD
- UL2416

### Market Solutions



Broadcast



Commercial  
AV



Residential  
AV



Security



Structured  
Cabling



Education



Product Information

Part #	Racking Height	Overall Height	Useable Depth	Overall Depth	Overall Width	Weight Capacity
SR-24-28	42" (24 space)	62-3/4"	26"	28-3/8"	24-1/2"	500 lbs.
SR-24-32	42" (24 space)	62-3/4"	30"	32-3/8"	24-1/2"	500 lbs.
SR-40-22	70" (40 space)	90-3/4"	20"	22-3/8"	24-1/2"	500 lbs.
SR-40-28	70" (40 space)	90-3/4"	26"	28-3/8"	24-1/2"	500 lbs.
SR-40-32	70" (40 space)	90-3/4"	30"	32-3/8"	24-1/2"	500 lbs.
SR-46-28	80-1/2" (46 space)	101-1/4"	26"	28-3/8"	24-1/2"	500 lbs.



- Based designed to fit UPS back up power see pg. 166

Options

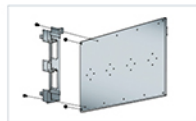
Please visit our website for more info.

Fits Part #	Front Doors				Additional 10-32 Threaded Rackrail
	Solid	Plexi	25% Open Area Perf	64% Open Area Perf	
SR-24-28	FD-24	PFD-24	VFD-24	LVFD-24	DWR-RR24
SR-24-32	FD-24	PFD-24	VFD-24	LVFD-24	DWR-RR24
SR-40-22	FD-40	PFD-40	VFD-40	LVFD-40	DWR-RR40
SR-40-28	FD-40	PFD-40	VFD-40	LVFD-40	DWR-RR40
SR-40-32	FD-40	PFD-40	VFD-40	LVFD-40	DWR-RR40
SR-46-28	FD-46	PFD-46	VFD-46	-	DWR-RR46

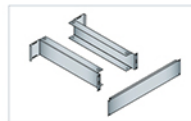
Additional Options:



**DWRSR-ZL**  
minimum clearance latch for side-by-side wall rackmounting



**SR-SUB**  
sub-plate mounting kit for SR Series backpan supports mounting of 89-D type brackets and electrical brackets



**SR-UPS-BKT**  
UPS support bracket for SR Series supports mounting of Middle Atlantic UPS in SR base section





DWR-35-22PD

## pivoting sectional wall cabinet



The **DWR Series** provides access to rear equipment connections for medium to small systems.

- Robust welded steel construction
- Patented tool free Quick-Mount™ system for center section mounting
- Center section swing is reversible, and can be both keylocked and padlocked
- Center section is keyed differently from optional front door for security
- Designed for choice of active or passive cooling

### Certifications

- Seismic Certification
- UL Listed
- RoHS
- UL2416
- OSHPOD

### Market Solutions



Broadcast



Commercial AV



Residential AV



Security



Structured Cabling



Education



Product Information

Part #	Fully Assembled with Plexi Front Door Part #	Racking Height	Overall Height	Useable Depth	Overall Depth	Weight Capacity
DWR-10-17	DWR-10-17PD	17-1/2" (10 space)	24-1/2"	15"	17"	200 lbs.
DWR-10-22	DWR-10-22PD	17-1/2" (10 space)	24-1/2"	20"	22"	200 lbs.
DWR-12-17	DWR-12-17PD	21" (12 space)	28"	15"	17"	200 lbs.
DWR-12-22	DWR-12-22PD	21" (12 space)	28"	20"	22"	200 lbs.
DWR-12-26	DWR-12-26PD	21" (12 space)	28"	24"	26"	200 lbs.
DWR-12-32	-	21" (12 space)	28"	30"	32"	200 lbs.
DWR-16-17	DWR-16-17PD	28" (16 space)	35"	15"	17"	200 lbs.
DWR-16-22	DWR-16-22PD	28" (16 space)	35"	20"	22"	200 lbs.
DWR-18-17	DWR-18-17PD	31-1/2" (18 space)	38-1/2"	15"	17"	250 lbs.
DWR-18-22	DWR-18-22PD	31-1/2" (18 space)	38-1/2"	20"	22"	250 lbs.
DWR-18-26	DWR-18-26PD	31-1/2" (18 space)	38-1/2"	24"	26"	250 lbs.
DWR-18-32	-	31-1/2" (18 space)	38-1/2"	30"	32"	250 lbs.
DWR-21-17	DWR-21-17PD	36-3/4" (21 space)	43-3/4"	15"	17"	250 lbs.
DWR-21-22	DWR-21-22PD	36-3/4" (21 space)	43-3/4"	20"	22"	250 lbs.
DWR-24-17	DWR-24-17PD	42" (24 space)	49"	15"	17"	300 lbs.
DWR-24-22	DWR-24-22PD	42" (24 space)	49"	20"	22"	300 lbs.
DWR-24-26	DWR-24-26PD	42" (24 space)	49"	24"	26"	300 lbs.
DWR-24-32	-	42" (24 space)	49"	30"	32"	300 lbs.
DWR-35-17	-	61-1/4" (35 space)	68-1/4"	15"	17"	300 lbs.
DWR-35-22	DWR-35-22PD	61-1/4" (35 space)	68-1/4"	20"	22"	300 lbs.
DWR-35-26	DWR-35-26PD	61-1/4" (35 space)	68-1/4"	24"	26"	300 lbs.

Options

Please visit our website for more info.

Fits Part #	Front Doors				Exhaust Fan Kit	Additional 10-32 Threaded Rackrail
	Solid	Plexi	25% Open Area Perf	64% Open Area Perf		
DWR-10-17	FD-10	PFD-10	VFD-10	LVFD-10	DWR-FK17	DWR-RR10
DWR-10-22	FD-10	PFD-10	VFD-10	LVFD-10	DWR-FK22	DWR-RR10
DWR-12-17	FD-12	PFD-12	VFD-12	LVFD-12	DWR-FK17	DWR-RR12
DWR-12-22	FD-12	PFD-12	VFD-12	LVFD-12	DWR-FK22	DWR-RR12
DWR-12-26	FD-12	PFD-12	VFD-12	LVFD-12	DWR-FK26	DWR-RR12
DWR-12-32	FD-12	PFD-12	VFD-12	LVFD-12	DWR-FK32	DWR-RR12
DWR-16-17	FD-16	PFD-16	VFD-16	LVFD-16	DWR-FK17	DWR-RR16
DWR-16-22	FD-16	PFD-16	VFD-16	LVFD-16	DWR-FK22	DWR-RR16
DWR-18-17	FD-18	PFD-18	VFD-18	LVFD-18	DWR-FK17	DWR-RR18
DWR-18-22	FD-18	PFD-18	VFD-18	LVFD-18	DWR-FK22	DWR-RR18
DWR-18-26	FD-18	PFD-18	VFD-18	LVFD-18	DWR-FK26	DWR-RR18
DWR-18-32	FD-18	PFD-18	VFD-18	LVFD-18	DWR-FK32	DWR-RR18
DWR-21-17	FD-21	PFD-21	VFD-21	LVFD-21	DWR-FK17	DWR-RR21
DWR-21-22	FD-21	PFD-21	VFD-21	LVFD-21	DWR-FK22	DWR-RR21
DWR-24-17	FD-24	PFD-24	VFD-24	LVFD-24	DWR-FK17	DWR-RR24
DWR-24-22	FD-24	PFD-24	VFD-24	LVFD-24	DWR-FK22	DWR-RR24
DWR-24-26	FD-24	PFD-24	VFD-24	LVFD-24	DWR-FK26	DWR-RR24
DWR-24-32	FD-24	PFD-24	VFD-24	LVFD-24	DWR-FK32	DWR-RR24
DWR-35-17	FD-35	PFD-35	VFD-35	LVFD-35	DWR-FK17	DWR-RR35
DWR-35-22	FD-35	PFD-35	VFD-35	LVFD-35	DWR-FK22	DWR-RR35
DWR-35-26	FD-35	PFD-35	VFD-35	LVFD-35	DWR-FK26	DWR-RR35

Additional Options:



DWR-CVR cover plate/shelf kit




DWRSR-ZL minimum clearance latch for side-by-side wall rackmounting



LED Temperature Display

- Fits Decora® knockout taking up zero rackspace pg. 224



## economical pivoting wall cabinet



The **EWR Series** provides access to rear equipment connections for medium to small systems at an aggressive price.

- Fully welded construction for strength
- Patented Tool Free Quick-Mount™ system for center section mounting
- Center section swing is reversible, and can be both keyed and padlocked
- Center section is keyed differently from optional front door for security
- Optimized for passive thermal management

### Certifications

- RoHS
- GREENGUARD
- UL2416

### Market Solutions



Broadcast



Commercial  
AV



Residential  
AV



Security



Structured  
Cabling



Education





Product Information

Part #	Fully Assembled with Solid Front Door Part #	Racking Height	Overall Height	Useable Depth	Overall Depth	Overall Width*	Weight Capacity
EWR-8-17	EWR-8-17SD	14" (8 space)	21"	15"	17-5/16"	24-11/32"	150 lbs.
EWR-8-22	EWR-8-22SD	14" (8 space)	21"	20"	22-5/16"	24-11/32"	150 lbs.
EWR-10-17	EWR-10-17SD	17-1/2" (10 space)	24-1/2"	15"	17-5/16"	24-11/32"	150 lbs.
EWR-10-22	EWR-10-22SD	17-1/2" (10 space)	24-1/2"	20"	22-5/16"	24-11/32"	150 lbs.
EWR-12-17	EWR-12-17SD	21" (12 space)	28"	15"	17-5/16"	24-11/32"	150 lbs.
EWR-12-22	EWR-12-22SD	21" (12 space)	28"	20"	22-5/16"	24-11/32"	150 lbs.
EWR-16-17	EWR-16-17SD	28" (16 space)	35"	15"	17-5/16"	24-11/32"	150 lbs.
EWR-16-22	EWR-16-22SD	28" (16 space)	35"	20"	22-5/16"	24-11/32"	150 lbs.

Accessory Bundles

- Equipped with multipacks of system essentials & available in 3 sizes, see pg. 129

Options

Please visit our website for more info.

Fits Part #	Front Doors				Additional 10-32 Threaded Rackrail	Rackrail Bracket Extender*
	Solid	Plexi	64% Open Area Perf	Partially Vented		
EWR-8-17	FD-8	PFD-8	LVFD-8	EVFD-8	DWR-RR8	EWR-ARB-17
EWR-8-22	FD-8	PFD-8	LVFD-8	EVFD-8	DWR-RR8	EWR-ARB-22
EWR-10-17	FD-10	PFD-10	LVFD-10	EVFD-10	DWR-RR10	EWR-ARB-17
EWR-10-22	FD-10	PFD-10	LVFD-10	EVFD-10	DWR-RR10	EWR-ARB-22
EWR-12-17	FD-12	PFD-12	LVFD-12	EVFD-12	DWR-RR12	EWR-ARB-17
EWR-12-22	FD-12	PFD-12	LVFD-12	EVFD-12	DWR-RR12	EWR-ARB-22
EWR-16-17	FD-16	PFD-16	LVFD-16	EVFD-16	DWR-RR16	EWR-ARB-17
EWR-16-22	FD-16	PFD-16	LVFD-16	EVFD-16	DWR-RR16	EWR-ARB-22

\*allows fully adjustable rail



CWR-26-22PD

## swing open wall cabinet



The **CWR Series** is designed for structured cabling/high cable capacity.

- Welded steel construction for strength
- 26" width provides extra space for cables and patching
- Comes standard with adjustable wide-face rackrail
- Locking swing open center section for front and rear access
- Includes a locking/latching plexi front door for added security
- Front door can be easily reversed for left or right hand swing
- Engineered for passive thermal management; optional fan kit available
- Bag of 50 mounting screws included
- Includes vertical cable rings



CWR racks and offset rail kits come with D-Ring managers for additional cable management

### Certifications

- UL Listed
- RoHS
- GREENGUARD
- UL2416

### Market Solutions



Broadcast



Commercial AV



Residential AV



Security



Structured Cabling



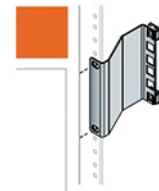
Education



Product Information

Includes Plexi Door Part #	Racking Height	Overall Height	Useable Depth	Overall Depth w/o Door	Overall Width*	Weight Capacity
CWR-12-17PD	21" (12 space)	24-7/8"	15"	17"	26"	200 lbs.
CWR-12-22PD	21" (12 space)	24-7/8"	20"	22"	26"	200 lbs.
CWR-12-26PD	21" (12 space)	24-7/8"	24"	26"	26"	200 lbs.
CWR-12-32PD	21" (12 space)	24-7/8"	30"	32"	26"	200 lbs.
CWR-18-17PD	31-1/2" (18 space)	35-3/8"	15"	17"	26"	200 lbs.
CWR-18-22PD	31-1/2" (18 space)	35-3/8"	20"	22"	26"	200 lbs.
CWR-18-26PD	31-1/2" (18 space)	35-3/8"	24"	26"	26"	200 lbs.
CWR-18-32PD	31-1/2" (18 space)	35-3/8"	30"	32"	26"	200 lbs.
CWR-26-17PD	45-1/2" (26 space)	49-3/8"	15"	17"	26"	200 lbs.
CWR-26-22PD	45-1/2" (26 space)	49-3/8"	20"	22"	26"	200 lbs.
CWR-26-26PD	45-1/2" (26 space)	49-3/8"	24"	26"	26"	200 lbs.
CWR-26-32PD	45-1/2" (26 space)	49-3/8"	30"	32"	26"	200 lbs.

\*not including latch



Installation Helper

- Recess rackmount equipment 3" to make room for cables pg. 244


Options

Please visit our website for more info.

Fits Part #	Description
CWR-FKIT	fan kit, 2 (95CFM) fans w/ hardware
CWR-RR12	rear rail kit, 12 space, centered for CWR Series
CWR-RR18	rear rail kit, 18 space, centered for CWR Series
CWR-RR26	rear rail kit, 26 space, centered for CWR Series
CWR-OFRR12*	12 space off-set rail kit w/ D-Rings for CWR Series
CWR-OFRR18*	18 space off-set rail kit w/ D-Rings for CWR Series
CWR-OFRR26*	26 space off-set rail kit w/ D-Rings for CWR Series

\*allows 19" EIA mounting width to be shifted to the left or right of the 26" width CWR enclosure to allow for large cable bundles on one side





## shallow pivoting versatile wall cabinet

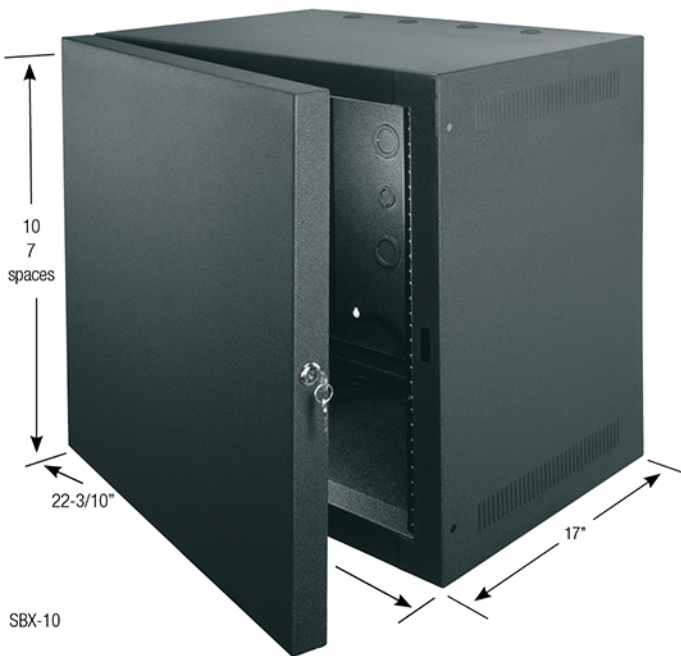


The **SWR Series** is ideal for wall mounting interconnect panels.

- Front section can be easily reversed for left or right hand swing
- Latch can be mounted top or bottom to allow side-by-side mounting
- Backpan features conduit entry laser knockouts at the top and bottom
- Standard front adjustable 10-32 threaded rackrail with # spaces

### Certifications

- RoHS
- GREENGUARD
- UL2416



## economical fixed wall rack



The **SBX Series** is ideal for use when seeking an economical solution for wall mounting smaller systems.

- Removable backpan simplifies installation
- Includes locking front door that swings open a full 180° on a rugged hinge
- Ventilation slots on each side promote passive thermal management accepts optional fans for active thermal management
- Laser and electrical knockouts at top, bottom, and rear for cable pass-through
- Standard heavy-gauge, 10-32 threaded rackrail with marked spaces

### Certifications

- RoHS
- GREENGUARD
- UL2416



Product Information

Part #	Racking Height	Overall Height	Useable Depth	Overall Depth	Overall Width	Weight Capacity
SWR-12-12	21" (12 space)	25-1/8"	11-7/8"	12-1/2"	24-7/8"	150 lbs.
SWR-16-12	28" (16 space)	32-1/8"	11-7/8"	12-1/2"	24-7/8"	150 lbs.

Door Options

Solid Part #	Plexi Part #	25% Open Area Perf Vented Part #	64% Open Area Perf Vented Part #	# of Rackspaces
FD-12	PFD-12	VFD-12	LVFD-12	12
FD-16	PFD-16	VFD-16	LVFD-16	16

Market Solutions



Broadcast



Commercial AV



Residential AV



Security



Structured Cabling



Education



Installation Tip

- When space is a premium, swap out cords to precise length needed
- Saves space & promotes proper airflow, see pg. 185

Product Information

Part #	Racking Height	Useable Depth	Weight Capacity
SBX-7	12-1/4" (7 space)	14-3/4"	75 lbs.
SBX-10	17-1/2" (10 space)	14-3/4"	100 lbs.

Options

Part #	Description
SBX-FAN-K	4-1/2" low-profile fan for sbx series, 57 cfm (120 vac) cord, hardware, guards and vent blocker included



Market Solutions



Broadcast



Commercial AV



Residential AV




Security



Structured Cabling



Education



### tilt out wall out




The **TOR Series** is ideal for small sound systems, paging and patching applications.

- Mounts between studs, flush with wall surface
- Tamper resistant design ideal for use in non-secure areas
- Mount non-rackmount equipment using included clamp bars
- 10-32 threaded rackrail is adjustable to accommodate handles & knobs
- Vented for effective passive thermal management
- Decora® and UCP knockouts provided to mount connectors & devices
- 100 lb. weight capacity

#### Certifications

- RoHS
- GREENGUARD
- UL2416



### low-profile wall mount cabinet



The **WRS/WRP Series** is ideal for vertically mounting equipment on a wall surface in a protective enclosure.

- Holds equipment up to 23" deep in a vertical fashion
- Hinged, angled plexiglass (on WRP Series) or solid top (on WRS Series) cover allows user access to controls
- Body swing can be set to either right or left
- Both cover and body are lockable and keyed separately for security
- Vented for passive cooling, accepts optional fans if needed
- Available in putty or black finishes
- 150 lb. weight capacity

#### Certifications

- RoHS
- GREENGUARD
- UL2416



WRS-6

WRP-6





Product Information

Surface Mount Part #	Flush Mount Part #	Racking Height	Outside Depth
TOR-2-20SP	TOR-2-20RP	3-1/2" (2 space)	4-7/16"
TOR-3-20SP	TOR-3-20RP	5-1/4" (3 space)	6-3/16"
TOR-4-20SP	TOR-4-20RP	7" (4 space)	7-15/16"

Options

Please visit our website for more info.

Part #	Description	Fits
TOR-PRT	trim kit for partial recess, allows mounting between 2x4 studs	TOR-3-20RP or TOR-4-20RP

Market Solutions



Broadcast



Commercial AV



Residential AV



Security



Structured Cabling



Education

Product Information

Putty Part #*	Black Part #*	Racking Height
WRP-4	WRS-4	7" (4 space)
WRP-6	WRS-6	10-1/2" (6 space)
WRP-8	WRS-8	14" (8 space)

\*Putty version has plexi cover, black version has solid cover.

Market Solutions



Broadcast



Commercial AV



Residential AV



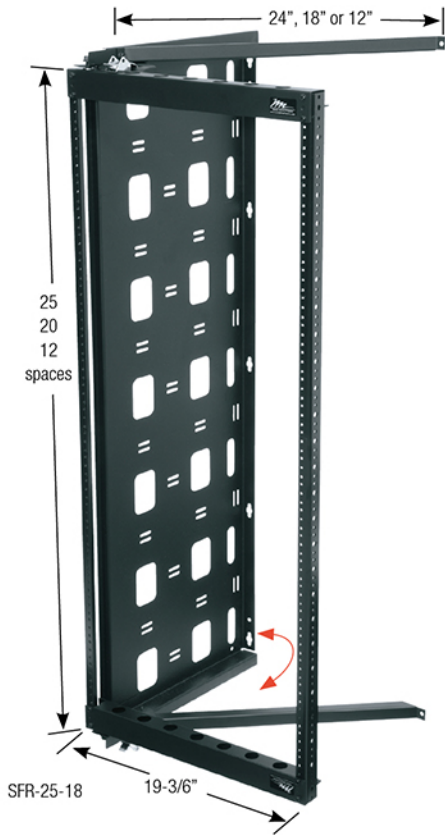
Security



Structured Cabling



Education



## swing frame wall rack

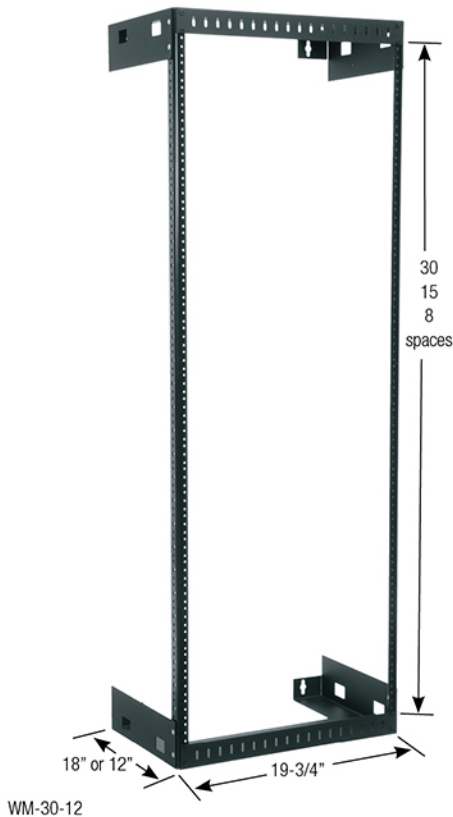


The **SFR Series** is ideal for patch panels, hubs, switches and other network equipment in a secure room or closet.

- Rugged steel construction provides the greatest strength in its class
- Unique design uses pivot points and can be inverted left or right swing
- Open-back design maximizes useable wall space
- 90° opening with positive stop for punching down
- Ready-to-assemble design allows for flat shipment via UPS
- Standard 10-32 threaded rackrail with marked spaces

### Certifications

- RoHS
- GREENGUARD



## open frame wall mount rack



The **WM Series** is designed for quick and easy assembly, self squaring wall mount rack for all types of components.

- Rugged steel construction
- Ready-to-assemble design allows for flat shipment via UPS
- Self-aligning design for fast assembly
- 10-32 threaded rackrail
- Includes rack screws

### Certifications

- RoHS
- GREENGUARD



Product Information

12" Depth Part #	18" Depth Part #	24" Depth Part #	Racking Height	Overall Height	Weight Capacity
SFR-12-12	SFR-12-18	SFR-12-24	21" (12 space)	27-1/4"	100 lbs.
SFR-20-12	SFR-20-18	SFR-20-24	35" (20 space)	41-1/4"	100 lbs.
-	SFR-25-18	SFR-25-24	43-3/4" (25 space)	50"	100 lbs.



For additional cable management options

- Vertical cable management pg. 214
- Horizontal cable management pg. 210

Market Solutions



Broadcast



Commercial AV



Residential AV



Security



Structured Cabling



Education

Product Information

Part #	Overall Height	Racking Height	Depth	Weight Capacity
WM-8-12	17-3/4"	14" (8 space)	12"	200 lbs.
WM-8-18	17-3/4"	14" (8 space)	18"	150 lbs.
WM-15-12	30"	26-1/4" (15 space)	12"	200 lbs.
WM-15-18	30"	26-1/4" (15 space)	18"	150 lbs.
WM-30-12	56-1/4"	52-1/2" (30 space)	12"	175 lbs.
WM-30-18	56-1/4"	52-1/2" (30 space)	18"	125 lbs.

Market Solutions



Broadcast



Commercial AV



Residential AV



Security



Structured Cabling



Education





HDR-4

## low-profile horizontal distribution cabinet



The **HDR Series** is ideal for a secure way to wall mount of structured cabling systems.

- Provides two equipment areas
- Upper bay mounts patch panels and pivots 100° with stop for punch-downs
- Lower bay mounts switches and routers and pivots 15° for access to connections
- Beveled front door with flanges on all sides for increased security
- Hinged door is reversible and vented, with lock and padlockable latch
- Laser knockouts on the top, bottom and sides for cable entry
- 150 lb. weight capacity


### Certifications

- UL/ETL Listed
- RoHS
- GREENGUARD
- UL2416



SPM-4

## versa-rack sideways mounting system



The **SPM Series** is designed to mount equipment on the wall vertically, under table or sideways.

- Rugged steel construction
- Abundant rear cable lacing points
- 10-32 threaded rackrail is adjustable to 3 positions to accommodate D-Ring cable managers
- Includes rack screws

### Certifications

- UL/ETL Listed
- RoHS
- GREENGUARD



Product Information

Part #	Overall Height	Racking Height	Overall Width	Useable Depth
HDR-4	36"	3-1/2" + 3-1/2" (2 rackspace + 2 rackspace)	25-1/2"	20-13/16"
HDR-9	36"	7" + 8-3/4" (4 rackspace + 5 rackspace)	25-1/2"	20-13/16"
HDR-9X	42"	7" + 8-3/4" (4 rackspace + 5 rackspace)	25-1/2"	26-13/16"

Options

Please visit our website for more info.

Part #	Racking Height
HDR-FAN	external 4-1/2" fan kit & vent blocker

Market Solutions



Broadcast



Commercial AV



Residential AV



Security



Structured Cabling



Education

Product Information

Part #	Racking Height	Weight Capacity
SPM-2	3-1/2" (2 space)	50 lbs.
SPM-4	7" (4 space)	40 lbs.

Market Solutions



Broadcast



Commercial AV



Residential AV



Security



Structured Cabling



Education



VPM-4

## vertical panel panel mount




The **VPM Series** is ideal for applications where a protective enclosure is not required.

- Accommodates all depths of equipment
- Heavy duty 10-32 threaded rackrail
- Use two to provide 4-point mounting
- Includes hole for safety screw (for under desk mounting)
- 200 lb. weight capacity

### Certifications

- RoHS
- GREENGUARD



PPM-4

## pivoting panel mount



The **PPM Series** is designed for rear access of patch panels and network equipment with 90° positive stop drop down.

- Open back design for wall obstructions such as conduits or raceways
- Abundant internal tie points for cable management
- Standard 10-32 threaded rackrail
- Includes hook and loop cable fasteners and rack screws
- Optional security covers and doors available

### Certifications

- RoHS
- GREENGUARD



PPM-6-160B





Product Information

Part #	Racking Height
VPM-2	3-1/2" (2 space)
VPM-3	5-1/4" (3 space)
VPM-4	7" (4 space)

Market Solutions



Broadcast



Commercial AV



Residential AV



Security



Structured Cabling



Education

Product Information

Part #	Backless PPM Part #	Security Top Cover Part #	Security Door Part #	Racking Height	Overall Height	Depth	Weight Capacity
PPM-2	-	-	-	3-1/2" (2 space)	5-3/4"	6"	20 lbs.
PPM-4	-	-	-	7" (4 space)	9-1/4"	6"	20 lbs.
PPM-6	-	-	-	10-1/2" (6 space)	12-3/4"	6"	30 lbs.
PPM-6-12	-	PPM-LID12	PPM-DO6*	10-1/2" (6 space)	12-3/4"	12"	40 lbs.
-	PPM-6-160B	PPM-LID16	PPM-DO6*	10-1/2" (6 space)	12-3/4"	16"	40 lbs.
PPM-8-12	-	PPM-LID12	PPM-DO8*	14" (8 space)	16-1/4"	12"	60 lbs.
PPM-8-18	-	PPM-LID18	PPM-DO8*	14" (8 space)	16-1/4"	18"	60 lbs.

\*When using door option, top cover is required

Additional Options:



PPM-D08 security door



PPM-LID16 lid, fits 16" deep PPMs

Market Solutions



Broadcast



Commercial AV



Residential AV




Security



Structured Cabling



Education



## hinged panel mount



The **HPM Series** provides simple wall mounting of components and can be rackmounted to any 19" open frame rack.

- Rugged steel construction
- Hinged to provide rear access to mounted components
- Universal keyhole mounting for left or right swing
- Standard 10-32 threaded rackrail
- Optional dust cover/modem shelf is available
- Includes rack screws and hook & loop fasteners

### Certifications

- RoHS
- GREENGUARD



## lockbox wall mount



The **DLBX/VLBX Series** is designed to keep digital recording equipment secure in open public spaces or other unsecure locations.

- Optimized for active or passive thermal management
- Wall mounts vertically or horizontally, can also be used as a monitoring shelf
- Extensive cable management tie points, electrical knockouts and cable pass-throughs
- Interlocking top for added security; top removes easily for servicing
- Standard keylocked vented hinging front door, two fans



DLBX-FSK security cover kit prevents tampering with equipment while keeping airflow

### Certifications

- RoHS
- GREENGUARD



Product Information

Part #	Racking Height	Hinge Type	Depth	Adjustable Depth	Weight Capacity
HPM-1	1-3/4" (1 space)	single	6"	fixed - 6"	-
HPM-2	3-1/2" (2 space)	single	6"	-	-
HPM-4	7" (4 space)	single	6"	-	-
HPM-4-915	7" (4 space)	double	6"	9" - 15"	15 lbs.
HPM-6	10-1/2" (6 space)	single	6"	-	-
HPM-6-915	10-1/2" (6 space)	double	6"	9" - 15"	20 lbs.
HPM-8-915	14" (8 space)	double	6"	9" - 15"	25 lbs.

Options

Please visit our website for more info.

Part #	Racking Height
HPM-LID	top dust cover acts as an equipment shelf for 6" HPM only

Market Solutions



Broadcast



Commercial AV



Residential AV



Security



Structured Cabling



Education

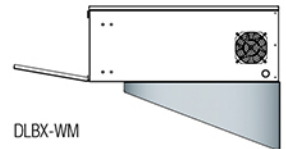
Product Information

Part #	Description	Inside Dimensions	Outside Dimensions
DLBX	DVR/NVR lockbox w/ fan	22-7/8"w x 11"h x 26-3/4"d	23-7/8"w x 11-5/16"h x 28-1/4"d
VLBX	DVR lockbox w/ fan	20-5/8"w x 8"h x 20-3/4"d	20-3/4"w x 8-1/8"h x 20-7/8"d
VBLX-5.5	DVR lockbox w/ fan	19-7/8"w x 5-3/8"h x 17"d	20"w x 5-1/2"h x 17-1/4"d

Options

Please visit our website for more info.

Part #	Description
DLBX-WM	pair of wall mount brackets for DLBX
VLBX-WM	pair of wall mount brackets for VLBX only (not compatible with VLBX-5.5)
DLBX-RR5	10-32 threaded rackrail kit for DLBX, 5 space with cutouts for cable pass-through
DLBX-FSK	security cover kit for DLBX
FC-2-215-1CA	proportional speed thermostatic fan control with two 15 Amp outlets for DLBX



DLBX-WM

Market Solutions



Broadcast



Commercial AV



Residential AV



Security



Structured Cabling



Education





# slide out racks

Slide out racks, pioneered by Middle Atlantic Products, solve a common challenge by providing rear access to equipment and connections where a rear open aisle is not possible.

They are ideal for cramped utility spaces, systems built into residential or commercial millwork and small systems in AV furniture.





All styles have robust weight capacities and pull forward to provide rear access; some styles also rotate to further increase accessibility.

Installation by Intra Home Systems.

WR Series	80 - 81
AXS Series	82 - 85
AX-SXR Series	86 - 87
ASR-HD Series	88 - 89
ASR and REB Series	90 - 91
SRSR and SRS Series	92 - 93





## roll out rotating system



The **WR Series** provides secure rear access to equipment connections for larger audio, video and security equipment installations.

44  
37  
24  
spaces

- Host enclosure can be pre-installed on-site
- Detachable rack frame can be integrated with equipment and tested off-site
- Requires no additional accessories to roll out and rotate
- Engineered ventilation is optimized for passive thermal management
- Rack frame features built-in cable management tie points
- 4" laser knockouts provided for cable pass-through and ganging multiple racks
- Standard front and rear 10-32 threaded rackrail with marked spaces
- Frame locks in closed position

### Certifications

- UL/ETL Listed
- RoHS
- GREENGUARD

### Market Solutions



Broadcast



Commercial  
AV



Residential  
AV



Security



Structured  
Cabling



Education





Product Information

Part #	Overall Depth	Useable Depth	Useable Racking Height
WR-24-32	32-7/8"	26"	42" (24 space)
WR-37-32	32-7/8"	26"	64-3/4" (37 space)
WR-37-42	42-7/8"	36"	64-3/4" (37 space)
WR-44-32	32-7/8"	26"	77" (44 space)
WR-44-42	42-7/8"	36"	77" (44 space)

**Vertical Power**


- PDT vertical power with up to 20 outlets to cover the entire rack. see pg. 176

Options

Please visit our website for more info.

Fits Part #	3" Deep Solid Front Door*	3" Deep Plexi Front Door*	Additional Threaded Rackrail	Rear Access Panel
WR-24-xx	WRFD-24	WRPFD-24	WR-RR-24	WR-RAP-24
WR-37-xx	WRFD-37	WRPFD-37	WR-RR-37	WR-RAP-37
WR-44-xx	WRFD-44	WRPFD-44	WR-RR-44	WR-RAP-44

\*Doors provide 3" clearance from face of front rail. NOTE: When multiple units are installed and doors swing the same way, additional cable chase is required for door opening clearance.



## space-saving design



The **AXS Series** allows the rack frame to pull straight out for rear access to equipment in millwork or in-wall applications.

- Unique interlocking corner joint for exceptional strength and easy assembly
- Removable rack frame can be integrated off-site to save time
- Articulating cable carriers provide effective cable management
- Standard fixed front and rear 10-32 threaded rackrail
- Service stand raises service tracks to bottom of AXS, allowing it to pull out
- Service tracks include built-in level to save time

### Certifications

- RoHS
- GREENGUARD

### Market Solutions



Broadcast



Commercial AV



Residential AV



Security



Structured Cabling



Education



Product Information

Part #		Ext. Length	Frame Depth	Weight Capacity	Rough Opening Width	Rough Opening Width When Using Gasket & Guide Kit	Rotating
AXS-xx-26	xx equals # of useable space (15 to 43 space)	48"	26"	650 lbs.	19-1/4"	19-5/8"	no
AXS-xx	xx equals # of useable space (15 to 43 space)	48"	20"	650 lbs.	19-1/4"	19-5/8"	no
AX-SX-xx	xx equals # of useable space (10 to 43 space)	25"	20"	650 lbs.	19-1/4"	19-5/8"	no
SAX-xx	xx equals # of useable space (15 to 43 space)	48"	16-1/2"	650 lbs.	19-1/4"	19-5/8"	no
SSAX-xx	xx equals # of useable space (15 to 43 space)	25"	16-1/2"	650 lbs.	19-1/4"	19-5/8"	no

Service Tracks* - pair of removable service tracks			
Part #	Use With	Track Length	Rack Frame Ext. Depth
TRACK25	AX-SX, SSAX	25"	25"
TRACK50	AXS, SAX, AXS-xx-26	50"	48"

Service Stands* - removable telescoping stand that supports & levels the service tracks			
Part #	Height Range Off the Floor	Part #	Height Range Off the Floor
TS310	3" to 11"	TS1640	16" to 40"



Complete The Look

- RSH custom rackshelves pg.190

Options

Please visit our website for more info.

Part #	Description	Fits
AXS-FAN	1 slim fan, 57 CFM	AX-SXR
AXS-FAN-K	2 slim fans, 114 CFM	AX-SXR
AXS-GG16	gasket and guide kit	16" deep AXS
AXS-GG20	gasket and guide kit	20" deep AXS,
AXS-GG26	gasket and guide kit	26" deep AXS
AXS-TEXTRIM	trim panel textured finish	any AXS
AXS-WT50	cable management tray	AXS, SAX
AXS-WT25	cable management tray	AX-SX, SSAX
BG17	17" brush gasket	any AXS

Additional Options:



AXS-FAN top accepts up to 2 fans




AXS-TEXTRIM trim panel



AXS-WT50 cable management tray





MRK-4026AXS-Z4

## factory-assembled system



The **AXS Series** design allows entire bays of equipment to roll straight out for service and installation flexibility.

- Host enclosure can be pre-installed on-site
- Detachable rack frame can be integrated with equipment and tested off-site
- Service stand raises service tracks to bottom of AXS, allowing it to pull out
- Standard fixed front and rear 10-32 threaded rackrail with numbered spaces
- Includes articulating cable carriers for effective cable management
- System includes host cabinet, rack frame, cable carriers, base, and safety leashes
- Service tracks and stands sold separately

### Certifications

- Seismic Certification
- RoHS
- GREENGUARD
- OSHPOD

### Market Solutions



Broadcast



Commercial AV



Residential AV



Security



Structured Cabling



Education



Product Information

Part #	Useable Racking Height	Overall Height	Frame Depth	Host Cabinet Depth	Overall Width	Seismic Certified
MRK-4426AXS	71-3/4" (41 space)	83-1/8"	20"	26-1/2"	22"	No
MRK-4026AXS	64-3/4" (37 space)	76-1/8"	20"	26-1/2"	22"	No
MRK-3726AXS	59-1/2" (34 space)	70-7/8"	20"	26-1/2"	22"	No
MRK-4431AXS-26	71-3/4" (41 space)	83-1/8"	26"	31-1/2"	22"	No
MRK-4031AXS-26	64-3/4" (37 space)	76-1/8"	26"	31-1/2"	22"	No
MRK-3731AXS-26	59-1/2" (34 space)	70-7/8"	26"	31-1/2"	22"	No
MRK-4426AXS-Z4	71-3/4" (41 space)	83-1/8"	20"	26-1/2"	22"	Yes
MRK-4026AXS-Z4	64-3/4" (37 space)	76-1/8"	20"	26-1/2"	22"	Yes
MRK-3726AXS-Z4	59-1/2" (34 space)	70-7/8"	20"	26-1/2"	22"	Yes
WRK-44SA-27AXS	71-3/4" (41 space)	83-1/8"	20"	27-1/2"	24-1/4"	No
WRK-44SA-32AXS-26	71-3/4" (41 space)	83-1/8"	26"	32-1/2"	24-1/4"	No
ERK-4425AXS	71-3/4" (41 space)	81-1/8"	20"	25"	22"	No
ERK-3525AXS	56" (32 space)	65-3/8"	20"	25"	22"	No

Service Tracks* - pair of removable service tracks (not included)		
Part #	Track Length	Rack Frame Ext. Depth
TRACK50	50"	48"

Service Stands* - removable telescoping stand that supports & levels the service tracks	
Part #	Height Range Off the Floor
TRACKL	2-1/4" to 3-1/4"



- Installation Helper
- EB1-H, blank panel with handles pg. 232

Options

Please visit our website for more info.

Fits Part #	Description	Fits
AXS-TEXTRIM	trim panel textured finish	any AXS
AXS-WT50	50" cable carrier wire tray	any AXS
BG17	17" brush gasket	any AXS

Additional Options:




AXS-FAN top accepts up to 2 fans



AXS-TEXTRIM trim panel

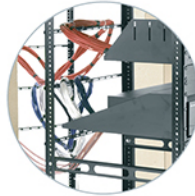


AXS-WT50 cable management tray



AX-SXR

## in-wall slide out rotating rack



The **AX-SXR Series** pulls out from an in-wall installation, it also turns once pulled out to provide more access to equipment.

- Specify when installing audio and video equipment flush into a wall or cabinet
- Ideal for use in tight spaces with limited room to slide out the rack
- Unique interlocking corner joint for exceptional strength and easy assembly
- Removable rack frame can be integrated off-site to save time
- Standard fixed front and rear 10-32 threaded rackrail with numbered spaces
- Service stand raises service tracks to bottom of AXS, allowing it to pull out
- Service tracks include built-in level to save time

### Certifications

- Seismic Certified
- UL/ETL Listed

### Market Solutions



Broadcast



Commercial  
AV



Residential  
AV



Security



Structured  
Cabling



Education





## Product Information

Part #		Ext. Length	Frame Depth	Weight Capacity	Rough Opening Width	Rough Opening Width When Using Gasket & Guide Kit
AX-SXR-xx	xx equals # of useable space (15 to 43 space)	31"	20"	450 lbs.	19-1/4"	19-5/8"

Service Tracks* - pair of removable service tracks			
Part #	Use With	Track Length	Rack Frame Ext. Depth
TRACK31	AX-SXR	31"	31"

Service Stands* - removable telescoping stand that supports & levels the service tracks			
Part #	Height Range Off the Floor	Part #	Height Range Off the Floor
TS310	3" to 11"	TS1640	16" to 40"



Complete The Look

- RSH custom rackshelves pg. 190

## Options

Please visit our website for more info.

Fits Part #	Description	Fits
AXS-FAN	1 slim fan, 57 CFM	AX-SXR
AXS-FAN-K	2 slim fans, 114 CFM	AX-SXR
AXS-GG20	gasket and guide kit	AX-SXR
AXS-TEXTTRIM	trim panel textured finish	any AXS
BG17	17' brush gasket	any AXS



ASR-60-HD

## heavy-duty slide out rotating shelving system



The **ASR-HD Series** provides slide out and rotating functionality while enhancing access to rear equipment connections.

- Designed for more visible installations where aesthetics are important
- Shelves are simple to install and adjustable in 3/4" increments
- Pulls out, rotates 60° in either direction and locks for easy access to connections
- Self-centering base speeds installation
- Ships fully assembled to save time
- Locking detent protects millwork
- Included cable management system facilitates a clean, organized installation
- Up to a 250 lb. weight capacity depending on model

### Certifications

- UL/ETL Listed
- RoHS
- GREENGUARD

### Market Solutions



Broadcast



Commercial AV



Residential AV



Security



Structured Cabling



Education



## Product Information

Part #	Opening Height	Useable Depth	Weight Capacity	# of Shelves
ASR-30-HD	30"	19"	200 lbs.	4
ASR-42-HD	42"	19"	200 lbs.	6
ASR-60-HD	60"	19"	250 lbs.	9




## Application Tip

- For in cabinet installs, use CABCOOL to keep system cool, pg. 225

## Options

Please visit our website for more info.





## slide out rotating shelf



The **ASR Series** is ideal for smaller systems or when an open shelf system is desired.

- Provides enhanced access to rear equipment connections
- Self-leveling shelves are simple to install and are adjustable in 3/4" increments
- Ready-to-assemble knockdown shipment
- Included cable management system facilitates a clean, organized installation

### Certifications


- UL/ETL Listed
- RoHS
- GREENGUARD

ASR-48

## slide out rotating base



The **REB Series** is designed for accessing cable and equipment connections.



REB18

- Slides and rotates for easy access
- Two depths available
- Locks closed for safety
- Includes cable management system for a clean, organized installation

### Certifications

- UL/ETL Listed
- RoHS
- GREENGUARD



Product Information

Part #	Opening Height	Overall Width	Useable Depth	Weight Capacity	# of Shelves
ASR-30	30"	18"	16-1/8"	100 lbs.	4
ASR-36	36"	18"	16-1/8"	100 lbs.	5
ASR-42	42"	18"	16-1/8"	200 lbs.	6
ASR-48	48"	18"	16-1/8"	200 lbs.	7

Market Solutions



Broadcast



Commercial AV



Residential AV



Security



Structured Cabling



Education

Product Information

Part #	Min. Rough Opening Width*	Recommended Rough Opening Minimum Depth**	Weight Capacity	Useable Depth	
				With No Setback	With 1" Setback
REB14	17-1/8"	15"	75 lbs.	13"	12"
REB18	17-1/8"	19"	75 lbs.	17"	16"

\* Rough opening width will be extended by components wider than 17"  
 \*\* Rough opening depth will be increased by components deeper than the stated useable depth.

Market Solutions



Broadcast



Commercial AV



Residential AV



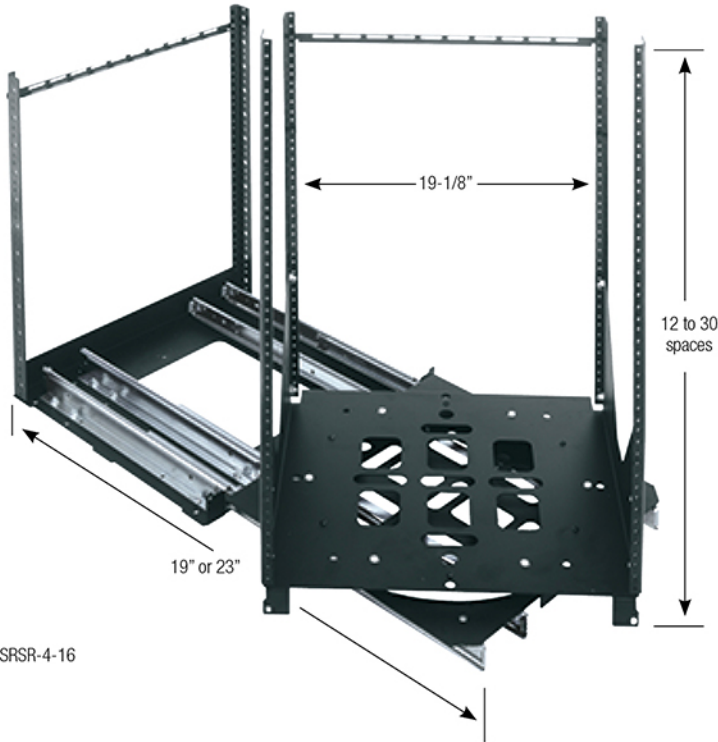
Security



Structured Cabling



Education



SRSR-4-16

## slide out rotating shelf

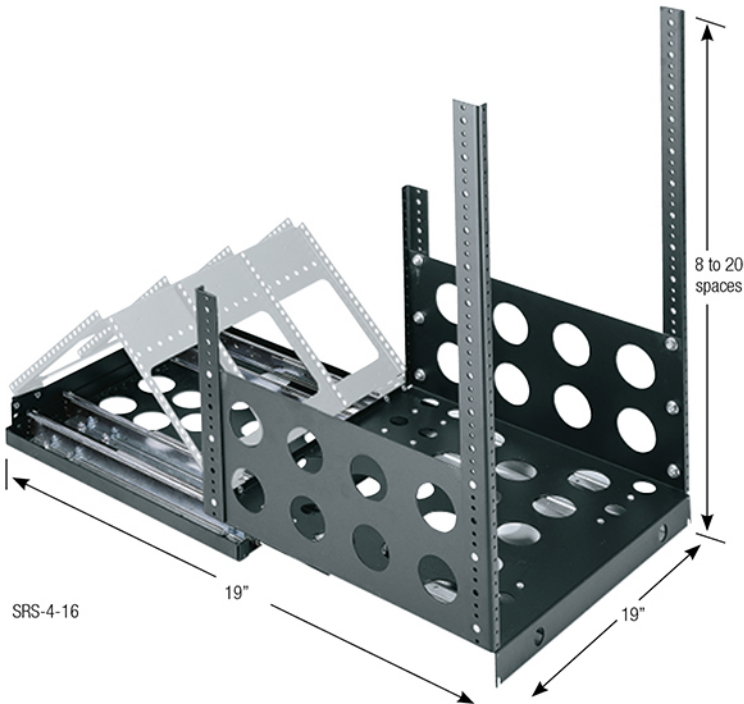


The **SRSR Series** allows the rack frame to pull out and rotate for rear access to equipment in millwork or in-wall applications.

- Removable rack frame allows in-shop integration and on-site installation of equipment
- Locks in the extended position for simplified equipment integration
- Rotating equipment bay locks in place at 0°, 60° and 90° for easy installation and servicing
- Self-centering mounting base makes it simple to align system within cabinet opening
- Rear cable support works in conjunction with rear rackrail for effective cable management

### Certifications

- UL/ETL Listed
- RoHS
- GREENGUARD



SRS-4-16

## slide out rotating rail system



The **SRS Series** is designed for rear access to equipment connections in millwork and cabinets.

- System pulls out a full 19", providing rear access to equipment with shallow depths
- Trim panel secures unit closed
- Accepts optional triple-hinged, full-width cable carrier for additional cable management
- Standard front (8-20 spaces) and rear (7 space) 10-32 threaded rackrail with marked spaces

### Certifications

- UL/ETL Listed
- RoHS
- GREENGUARD





## Product Information

Part #	Description	OverallDepth
SRSR-2-xx (# of useable spaces, from 12 to 24)	2 slide 125 lb. capacity	19"
SRSR-4-xx (# of useable spaces, from 12 to 30)	4 slide 250 lb. capacity	19"
SRSR-X-xx (# of useable spaces, from 12 to 30)	4 slide 200 lb. capacity	23"

## Market Solutions



Broadcast

Commercial  
AVResidential  
AV

Security

Structured  
Cabling

Education



## Application Tip

- For in cabinet installs, use CABCOOL to keep system cool, pg. 225

## Product Information

Part #	Description
SRS2-xx (# of Useable spaces, from 8 to 20)	2 slide 125 lb. capacity
SRS4-xx (# of Useable spaces, from 8 to 20)	4 slide 250 lb. capacity

## Options

Please visit our website for more info.

Part #	Description
SRCC	optional cable carrier
BG17	17" brush gasket

## Market Solutions



Broadcast

Commercial  
AVResidential  
AV

Security

Structured  
Cabling

Education



# specialty racks

Middle Atlantic Products offers a wide range of equipment mounting solutions that were purpose-engineered for special installation challenges, and we call these models "Specialty Application Racks".

This section includes racks designed to roll from room to room, racks designed to fit into AV furniture, and more – even racks designed to hang from the ceiling.





Photo courtesy of Savant Experience Center.

And every solution features the same robust construction and attention to detail that you expect from Middle Atlantic.

We welcome your installation challenges – if you don't find a solution for your installation project needs, please call us for assistance.

MFR and RFR Series	96 - 97
RK/BRK, OBRK and MBRK Series	98 - 99
OSR and SRK Series	100 - 101
Slim 2 and DR Series	102 - 103
PTRK and ISRK Series	106 - 107
HRF Series	106 - 107
CFR Series	108 - 109
IDF and DTRK Series	110 - 111





## rugged and reliable



The **MFR Series** racks are engineered and rigorously tested to provide years of trouble-free service, these racks feature premium bolt-through casters and rigid construction for reliability.

- Cost-effective furniture rack
- Bolt-through casters (3") and internal steel bracing for strength (4" casters on 20 space rack)
- Designed for passive cooling; optional fan kit is available
- Includes 10-32 threaded adjustable front rail
- Locking plexi front door is standard
- Ships fully assembled
- Optional flat screen mount holds most monitors up to 32"

### Certifications

- UL/ETL Listed
- RoHS
- GREENGUARD



MFR-2027GE

## elegant mobility



The **RFR Reference Series** combines our most elegant design and highest reliability.

- Mobile presentation furniture rack, with wide, stable design
- Bolt-through casters (3") and internal steel bracing for strength
- Designed for passive cooling; optional blower kit is available
- Includes 10-32 threaded adjustable front rail
- Ships fully assembled
- Optional flat screen mount holds most monitors up to 32"
- Efficient mounting Lever Lock™ system compatible (see pg. 206)

### Certifications

- UL/ETL Listed
- RoHS
- GREENGUARD



RFR-2428TR



## Product Information

Part #	Overall Height	Racking Height	Overall Depth	Useable Depth
MFR-1227xx*	27"	21" (12 rackspaces)	27-3/8"	23"
MFR-1627xx*	34"	28" (16 rackspaces)	27-3/8"	23"
MFR-2027xx*	42"	35" (20 rackspaces)	27-3/8"	23"

\* Replace 'xx' with KM = Knotted Maple, GE = Grained Ebony Ash, GC = Grained Dark Cherry.

## Options

Rear Rackrail Kits*	Racking Height	Monitor Mount	(2) 3" DC Fans, 50 CFM with Power Supply
MFR-RRK-12	21" (12 rackspaces)	MMB-1X1-12C pg. 144	MFR-FANKIT-2 pg. 226
MFR-RRK-16	28" (16 rackspaces)		
MFR-RRK-20	35" (20 rackspaces)		

\* NOTE: you must order rear rail in the same size as your rack order.

## Finishes

Please see pg. 249 for more info.

## Market Solutions



Broadcast



Commercial  
AV



Residential  
AV



Security



Structured  
Cabling



Education

## Product Information

Part #	Overall Height	Racking Height	Overall Depth	Useable Depth
RFR-1628xx*	35"	28" (16 rackspaces)	28-1/4"	23-1/4"
RFR-2028xx*	42"	35" (20 rackspaces)	28-1/4"	23-1/4"
RFR-2428xx*	49"	42" (24 rackspaces)	28-1/4"	23-1/4"

\* Replace 'xx' with BR = Black Rain, CR = Cherry Rain, TR = Teak Rain.

## Options

Rear Rackrail Kits*	Racking Height	Monitor Mount	Lever Lock™ Mounts (2)**	Quiet DC Blower Panel 50 CFM, 29 dB
RFR-ERRK-16	28" (16 rackspaces)	MMB-1X1-12C pg. 144	LL-RFR	RFR-CABCOOL50 pg. 225
RFR-ERRK-20	35" (20 rackspaces)			
RFR-ERRK-24	42" (24 rackspaces)			

\* NOTE: you must order rear rail in the same size as your rack order. \*\*Accommodates all 17" vertical Lever Lock options.

## Finishes

Please see pg. 49 for more info.

## Market Solutions



Broadcast



Commercial  
AV



Residential  
AV



Security



Structured  
Cabling



Education



## laminate equipment racks



The **RK/BRK Series** are versatile equipment racks are offered with a variety of options for superior equipment mounting, casters and aesthetics.

- Superior equipment mounting, mobility and aesthetics
- Ready-to-assemble design allows for flat shipment via UPS
- Easy assembled with included hardware
- Includes 10-32 threaded front rackrail
- Available in black, maple or oak laminate finish

### Certifications

- UL/ETL Listed
- RoHS
- GREENGUARD

### Market Solutions



Broadcast



Commercial  
AV



Residential  
AV



Security



Structured  
Cabling



Education



MBRK16



OBRK16





Product Information

	Series	Part #	Depth	Racking Height	Overall Height	Weight Capacity
Black Finish	RK	RK2	16"	3-1/2" (2 space)	5"	200 lbs.
		RK4	16"	7" (4 space)	8-1/2"	200 lbs.
		RK6	16"	10-1/2" (6 space)	12"	200 lbs.
		RK8	16"	14" (8 space)	15-1/2"	200 lbs.
		RK10	16"	17-1/2" (10 space)	19"	200 lbs.
		RK12	16"	21" (12 space)	22-1/2"	200 lbs.
		RK14	16"	24-1/2" (14 space)	26"	200 lbs.
		RK16	16"	28" (16 space)	29-1/2"	200 lbs.
		RK20	16"	35" (20 space)	36-1/2"	200 lbs.
Black Finish	BRK	BRK6	18"	10-1/2" (6 space)	12"	200 lbs.
		BRK8	18"	14" (8 space)	15-1/2"	200 lbs.
		BRK8-22	22"	14" (8 space)	15-1/2"	200 lbs.
		BRK10	18"	17-1/2" (10 space)	19"	200 lbs.
		BRK12	18"	21" (12 space)	22-1/2"	200 lbs.
		BRK12-22	22"	21" (12 space)	22-1/2"	200 lbs.
		BRK12-28	28"	21" (12 space)	22-1/2"	200 lbs.
		BRK14	18"	24-1/2" (14 space)	26"	200 lbs.
		BRK16	18"	28" (16 space)	29-1/2"	200 lbs.
		BRK16-22	22"	28" (16 space)	29-1/2"	200 lbs.
		BRK16-28	18"	28" (16 space)	29-1/2"	200 lbs.
		BRK20	18"	35" (20 space)	36-1/2"	200 lbs.
		BRK20-22*	22"	35" (20 space)	36-1/2"	250 lbs.
		BRK20-28*	28"	35" (20 space)	36-1/2"	200 lbs.
BRK28-22*	22"	49" (28 space)	50-1/2"	250 lbs.		
BRK28-28*	28"	49" (28 space)	50-1/2"	200 lbs.		
Maple Finish	MBRK	MBRK8	16"	14" (8 space)	15-1/2"	200 lbs.
		MBRK8-22	22"	14" (8 space)	15-1/2"	200 lbs.
		MBRK12	16"	21" (12 space)	22-1/2"	200 lbs.
		MBRK12-22	22"	21" (12 space)	22-1/2"	200 lbs.
		MBRK12-28	22"	21" (12 space)	22-1/2"	200 lbs.
		MBRK16	16"	28" (16 space)	29-1/2"	200 lbs.
		MBRK16-22	22"	28" (16 space)	29-1/2"	200 lbs.
		MBRK16-28	28"	28" (16 space)	29-1/2"	200 lbs.
		MBRK20	16"	35" (20 space)	36-1/2"	200 lbs.
		MBRK20-22*	22"	35" (20 space)	36-1/2"	250 lbs.
		MBRK20-28*	28"	35" (20 space)	36-1/2"	250 lbs.
MBRK28-22*	22"	49" (28 space)	50-1/2"	250 lbs.		
MBRK28-28*	28"	49" (28 space)	50-1/2"	250 lbs.		
Oak Finish	OBRK	OBRK8	18"	14" (8 space)	15-1/2"	200 lbs.
		OBRK12	18"	21" (12 space)	22-1/2"	200 lbs.
		OBRK16	18"	28" (16 space)	29-1/2"	200 lbs.
		OBRK20	18"	35" (20 space)	36-1/2"	200 lbs.


\*ships LTL

Options

Please visit our website for more info.

Smoked Tempered Glass Door	Racking Height	Fits	Rear Access Panel Black Finish	Fits
RK-GD6	10-1/2" (6 space)	all BRKs, MBRKs and OBRKs	-	all BRKs and MBRKs
RK-GD8	14" (8 space)		RK-RAP8	
RK-GD10	17-1/2" (10 space)		-	
RK-GD12	21" (12 space)		RK-RAP12	
RK-GD14	24-1/2" (14 space)		-	
RK-GD16	28" (16 space)		RK-RAP16	
RK-GD20	35" (20 space)		RK-RAP20	
RK-GD28	49" (28 space)		RK-RAP28	

Fan Kit with Energy Saving Thermostatic Control	Fits	Quick Position Shelf	Fits	Rear Rackrail Kits	Fits	Caster Kits (hardware incl.)	Fits
DC-FANKIT-4	22" or deeper BRKs, MBRKs and OBRKs	SH-BRK (1) SH-BRK-3P (3)	18" deep BRKs, MBRKs and OBRKs	RK-RRx (x=number of rackspace)	all BRKs, MBRKs and OBRKs	RKW RKW-HD	all BRKs, MBRKs and OBRKs



## sloped oak rolling rack




The **OSR Series** versatile equipment racks are offered with a variety of options for superior equipment mounting, casters and aesthetics.


- Gently sloped (5°) rack face to facilitate equipment viewing
- Ready-to-assemble design allows for flat shipment via UPS
- Sturdy 3/4" oak laminate construction
- Includes pre-installed heavy-gauge 10-32 threaded front rackrail
- Includes casters
- Oak finish and 200 lb. weight capacity

### Certifications

- UL/ETL Listed
- RoHS
- GREENGUARD



## sloped rolling equipment rack



The **SRK Series** versatile equipment racks are offered with a variety of options for superior equipment mounting, casters and aesthetics.

- 16 vertical rackspaces at bottom, with 12 sloped rackspaces on top for easy visibility
- Ready-to-assemble design allows for flat shipment via UPS
- Includes pre-installed heavy-gauge 10-32 threaded front rackrail
- Includes factory-installed casters

### Certifications

- UL/ETL Listed
- RoHS
- GREENGUARD



Product Information

Part #	Racking Height	Depth at Top	Overall Height
OSR16	28" (16 space)	19-1/2"	36-1/2"
OSR24	42" (24 space)	19-1/2"	50-1/2"

Market Solutions



Broadcast



Commercial AV



Residential AV



Security



Structured Cabling



Education

Product Information

Part #	Weight Capacity
SRK	200 lbs.

Market Solutions



Broadcast



Commercial AV



Residential AV



Security



Structured Cabling



Education





### sloped desktop racks

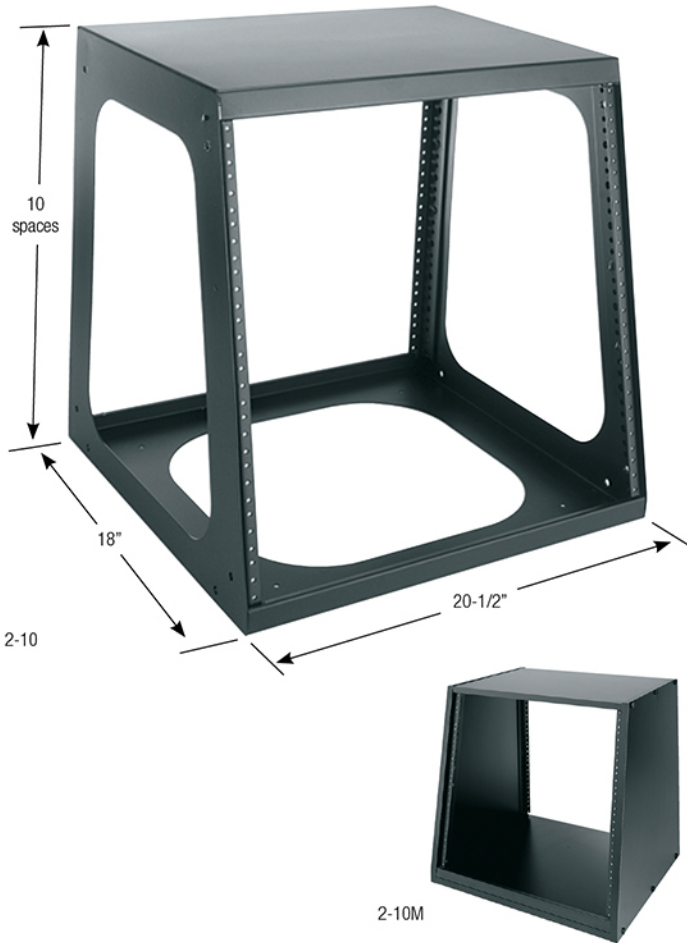


The **Slim 2 Series** allows for quick wire passage with open sides and bottom.

- Sloping rack face for easy equipment viewing
- Models include both fully assembled and ready-to-assemble designs allowing for flat shipment via UPS
- Removable black laminate side panels
- Standard fixed front and rear 10-32 threaded rackrail
- Includes rubber feet

#### Certifications

- UL/ETL Listed
- RoHS
- GREENGUARD



### desktop rail racks

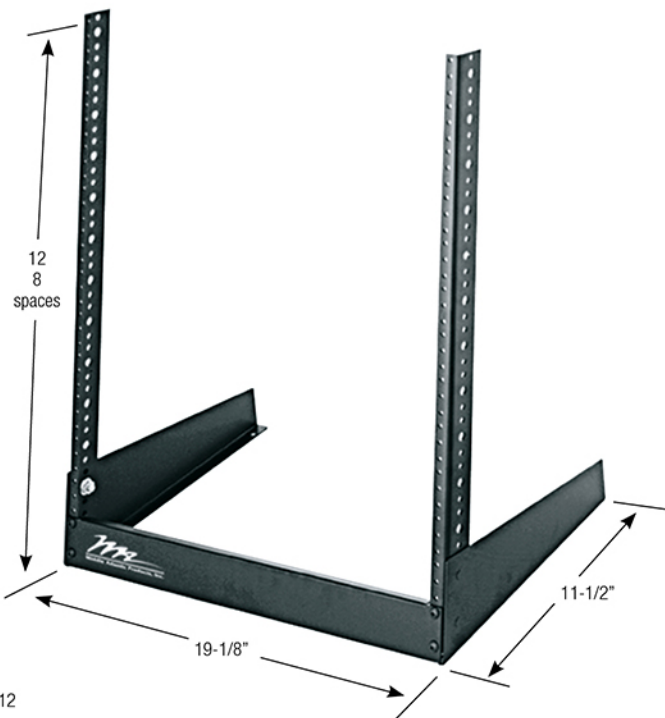


The **DR Series** rack quickly and inexpensively organizes desktop processing and test equipment.

- Gently sloped rack face for stability and to facilitate equipment viewing
- Ready-to-assemble design allows for flat shipment via UPS
- Standard fixed 10-32 threaded rackrail

#### Certifications

- UL/ETL Listed
- RoHS
- GREENGUARD



DR-12



Product Information

Part #	Description	Racking Height	Top Depth	Bottom Depth	Overall Height
2-6M	ready-to-assemble sloped desktop rack	10-1/2" (6 space)	15-7/8"	17-7/8"	12-3/4"
2-10	fully assembled sloped desktop rack	17-1/2" (10 space)	14-1/8"	18"	19-3/8"
2-10M	ready-to-assemble sloped desktop rack	17-1/2" (10 space)	14-3/4"	17-7/8"	19-5/8"

Market Solutions



Broadcast



Commercial AV



Residential AV



Security



Structured Cabling



Education

Product Information

Part #	Racking Height	Overall Height	Weight Capacity
DR-8	14" (8 space)	16-1/16"	75 lbs.
DR-12	21" (12 space)	23"	75 lbs.

Market Solutions



Broadcast



Commercial AV



Residential AV



Security



Structured Cabling



Education



## portable rolling racks



The **PTRK Series** rack is ideal for serving a variety of applications with smooth rolling 4" casters, advanced cable management and secure doors.

- Fully welded steel construction for strength
- Spring-loaded recessed side handles for rack transport
- Keylocked front and rear doors standard for security
- Side panels are vented for passive thermal management
- Rear door accepts 4" fans, see pg. xxx for options
- Slots in bottom of rack for cable strain relief & security equipment
- Includes heavy-duty commercial grade locking casters

### Certifications

- UL/ETL Listed
- RoHS
- GREENGUARD

## under desk rolling mobile presentation racks




The **ISRK Series** racks are ideal for all applications where an under-desk or mobile presentation rack is required, including control desk, mixing, testing and recording desks.

- Rolls under all standard height desks
- 15° slope provides an ergonomic viewing angle when used under-desk
- Scuff resistant Glide-Away™ front door stores in rack base
- Decora® knockouts accept RPS Series remote power switch
- Designed for passive thermal management

### Certifications

- UL/ETL Listed
- RoHS
- GREENGUARD







Product Information

Part #	Racking Height	Overall Height Including Casters	Useable Depth
PTRK-14	24-1/2" (14 space)	33-3/4"	21-1/2"
PTRK-14MDK**	24-1/2" (14 space)	34-3/4"	21-1/2"
PTRK-21	36-3/4" (21 space)	46"	21-1/2"
PTRK-21MDK**	36-3/4" (21 space)	47"	21-1/2"
PTRK-1426	24-1/2" (14 space)	33-3/4"	24-1/2"
PTRK-1426MDK**	24-1/2" (14 space)	34-3/4"	24-1/2"
PTRK-2126	36-3/4" (21 space)	46"	24-1/2"
PTRK-2126MDK**	36-3/4" (21 space)	47"	24-1/2"
PTRK-2726	47-1/4" (27 space)	56-1/2"	24-1/2"
PTRK-2726MDK**	47-1/4" (27 space)	57-1/2"	24-1/2"

\*\*Includes graphite laminate top and plexi front door

Market Solutions



Broadcast



Commercial AV



Residential AV



Security



Structured Cabling



Education

Product Information

Part #	Racking Height	Overall Height
ISRK-12GY	21" (12 rackspace)	26-7/8" (including casters)

Options

Please visit our website for more info.

Part #	Description	Overall Height	Weight Capacity
WS1-ISRK-21G	ISRK work surface, graphite finish	adds 1-1/8"	-
MMB-1X1C	single LCD articulating mount, black finish	-	28 lbs.

Market Solutions



Broadcast



Commercial AV



Residential AV



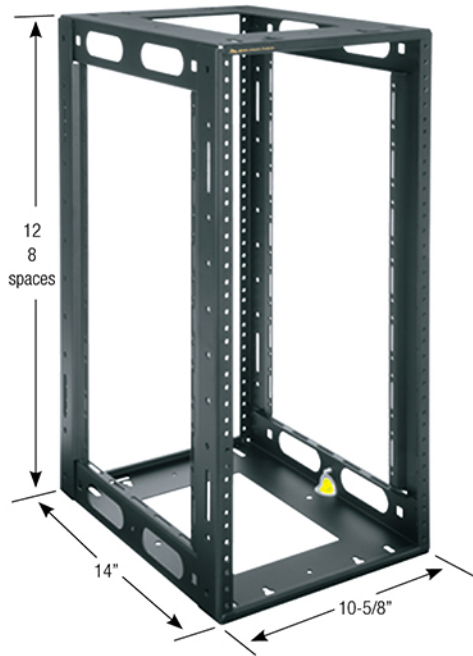
Security



Structured Cabling



Education



HRF-1214

## half rack frame rack



The **HRF Series** is designed to accommodate half rack equipment.

- Accommodates 'half rack' equipment
- Low profile design to maximize useable space in confined areas
- Full range of accessories: shelves, panels, cooling and power products
- Strong welded steel construction
- Abundant internal cable lacing points facilitate cable management
- Standard fixed front and rear 10-32 threaded rackrail

### Certifications

- UL/ETL Listed
- RoHs
- GREEBGUARD

### Market Solutions



Broadcast



Commercial  
AV



Residential  
AV



Security



Structured  
Cabling



Education






Product Information

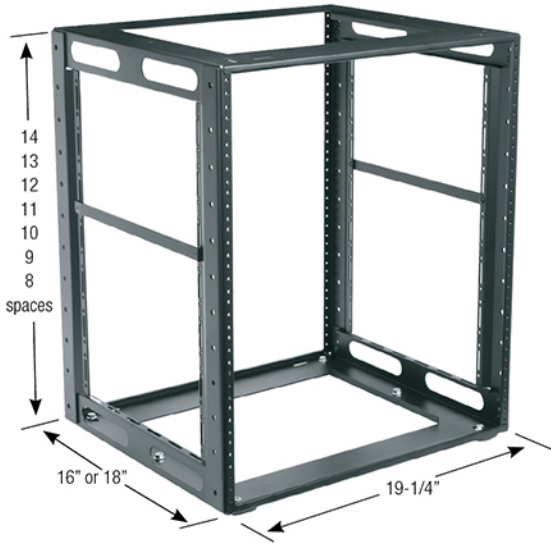
Part #	Racking Height	Overall Height
HRF-814	14" (8 rackspace)	14-15/16"
HRF-1214	21" (12 rackspace)	21-15/16"

Options



Runner Kit	Universal Multi Shelves	Blank Panels	Vent Panels	Quiet Blower	AVIP Half Rack Fixed Panels
5-RS14	HR-UMS1-3.5 (3-1/2" depth)	HRBL1 (1 space)	HR-EVT1 (1 space)	HR-QBP-1	AVIP-HFK1 (1 space)
-	HR-UMS1-5.5 (5-1/2" depth)	HRBL2 (2 space)	HR-EVT2 (2 space)	-	AVIP-HFK2 (2 space)
-	HR-UMS1-11.5 (11-1/2" depth)	-	-	-	-





CFR-12-16

## cabinet frame rack



The **CFR Series** is designed to maximize useable rackspace in entertainment systems, cabinets and similar spaces.

- Low profile design maximizes useable rackspace
- Strong welded frame allows for in-shop integration and on-site installation
- Includes feature offset cable tie areas
- Uprights feature offset cable tie areas
- Taller sizes available, please call for details

### Certifications

- UL/ETL Listed
- RoHs
- GREEBGUARD

### Market Solutions



Broadcast



Commercial  
AV



Residential  
AV



Security



Structured  
Cabling



Education



## Product Information

16" Useable Depth Part #	18" Useable Depth Part #	Overall Height	Useable Height
CFR-8-16	CFR-8-18	14-15/16"	14" (8 space)
CFR-9-16	CFR-9-18	16-11/16"	15-3/4" (9 space)
CFR-10-16	CFR-10-18	18-7/16"	17-1/2" (10 space)
CFR-11-16	CFR-11-18	20-3/16"	19-1/4" (11 space)
CFR-12-16	CFR-12-18	21-15/16"	21" (12 space)
CFR-13-16	CFR-13-18	23-11/16"	22-3/4" (13 space)
CFR-14-16	CFR-14-18	25-7/16"	24-1/2" (14 space)


## Options

Please visit our website for more info.

16" Useable Depth Part #	18" Useable Depth Part #	Description
5-RS16	5-RS18	low friction runner kit (adds 1/4" to overall height)



## overhead top hanging rack




The **IDF Series** rack is ideal when rackmounting hubs, routers and other equipment overhead in warehouses, retail outlets or any larger, open location.

- Mounts directly to Unistrut® beam, to building truss or Unistrut® beam using threaded rods (not included)
- Includes a safety lanyard to ensure a secure installation
- Dual exhaust fans extend equipment life
- Aluminum bottom plate for mounting wireless antennae, dome cameras
- Multiple UHF/VHF antenna knockouts on the bottom of the enclosure
- Rack top includes four integral gland grommeted 4" cable pass-throughs
- Standard solid front & rear locking and latched doors with safety chains
- 150 lb. weight capacity

### Certifications

- UL/ETL Listed
- RoHS
- GREENGUARD

## desktop racks



The **DTRK Series** racks provides a rackmounting solution for desktop or under-desk applications.



- Ships fully assembled, with sturdy welded steel construction
- Optional brackets provide compatibility with select Lever Lock™ accessories
- Efficient mounting Lever Lock™ system compatible (see pg. 206)
- Standard fixed front and rear 10-32 threaded rackrail

### Certifications

- UL/ETL Listed
- RoHS
- GREENGUARD





Product Information

Part #	Racking Height	Useable Depth
IDF-TM-1224BK	21" (12 space)	21"
IDF-TM-1624BK	28" (16 space)	21"

Options

Please visit our website for more info.

Part #	Description
IDF-ARB-24	optional rackrail bracket extender, converts IDF to full front to rear adjustable rackrail

Market Solutions



Broadcast



Commercial AV



Residential AV



Security



Structured Cabling



Education

Product Information

Part #	Racking Height	Overall Height	Useable Depth
DTRK-718	12-1/4 (7 space)	14-1/8"	18-1/2"
DTRK-1018	17-1/2" (10 space)	19-3/8"	18-1/2"
DTRK-1218	21" (12 space)	22-7/8"	18-1/2"
DTRK-1418	24-1/2" (14 space)	26-3/8"	18-1/2"
DTRK-1818	31-1/2" (18 space)	33-3/8"	18-1/2"

Options

Please visit our website for more info.

Part #	Vented Front Door	Plexi/Vented Front Door	Solid Rear Access Panel w/ Brush Cable Entry	LL-DTRK Allows Vertical Lever Lock™ Height	Commercial Grade Casters
DTRK-718	DT-VFD-7	DT-PVFD-7	DT-RAP7	–	DTRK-W
DTRK-1018	DT-VFD-10	DT-PVFD-10	DT-RAP10	21"	DTRK-W
DTRK-1218	DT-VFD-12	DT-PVFD-12	DT-RAP12	21"	DTRK-W
DTRK-1418	DT-VFD-14	DT-PVFD-14	DT-RAP14	21"	DTRK-W
DTRK-1818	DT-VFD-18	DT-PVFD-18	DT-RAP18	21"	DTRK-W

Additional Options:



Lever Lock™ requires optional LL-DTRK kit

Market Solutions



Broadcast



Commercial AV



Residential AV




Security



Structured Cabling



Education



## 2 and 4 post racks

Open frame racks, also called 2-post or 4-post racks, are widely used for cabling and patching frames, intermediate distribution points, and similar large installation purposes.

Middle Atlantic offers several styles to meet project needs, including aluminum and steel 2-post models, as well as steel 4-post and cable management racks.






Models are available in 10-32 and 12-24 threaded styles, and some models are provided with cage nut rail. Note that the R2 series 2-post rack and the MK Series Cable Management Rack are both Seismic Certified.

Open frame racks range in capacity from 38 to 51 rackspaces.

Photo courtesy of Audio One, North Miami Beach, FL

R4 Series	114 - 115
MK Series	116 - 117
RL/RLA and R2 Series	118 - 119





R412-4524B

## most advanced rack enclosure



The **R4 Series** is designed to accommodate deeper, heavier components than a two post frame rack.

- Mount networking, telephone, VOIP equipment, routers, switches and more
- Two styles are available, one with 12-24 threaded and one with cage nut
- Open top accepts direct mounting of optional cable ladder pg. 217
- Versatile base mounts inward to save space or outward for stability
- Rack gangs to additional 4-post or 2-post open frame racks
- Optional 3rd rail
- Open frame design facilitates unrestricted air flow
- Sturdy construction from heavy gauge steel or aluminum (depending on model)
- Efficient mounting Lever Lock™ system compatible (see pg. 206)
- Knockdown design allows for flat shipment
- Includes 100 pcs. of suitable fasteners
- Includes additional split rackrail to provide up to three mounting depths

### Certifications

- UL/ETL Listed
- RoHS
- GREENGUARD

### Market Solutions



Broadcast



Commercial  
AV



Residential  
AV



Security



Structured  
Cabling



Education



## Product Information

12-24 Threaded Rackrail Part #	Overall Width	Cage-Nut Rackrail Part #	Overall Width	Racking Height	Overall Height	Useable Depth	Overall Depth
R412-3824B	20-1/2"	–	–	66-1/2" (38 space)	72-1/4"	24"	36"
R412-4524B	20-1/2"	R4CN-4524B	21-1/4"	78-3/4" (45 space)	84-1/4"	24"	36"
R412-5124B	20-1/2"	R4CN-5124B	21-1/4"	89-1/4" (51 space)	96-1/2"	24"	36"
R412-3830B	20-1/2"	–	–	66-1/2" (38 space)	72-1/4"	30"	42"
R412-4530B	20-1/2"	R4CN-4530B	21-1/4"	78-3/4" (45 space)	84-1/4"	30"	42"
R412-5130B	20-1/2"	R4CN-5130B	21-1/4"	89-1/4" (51 space)	96-1/2"	30"	42"
–	–	R4CN-4536B	21-1/4"	78.75" (45 space)	84-1/4"	36"	48"
–	–	R4CN-5136B	21-1/4"	89.25" (51 space)	96-1/2"	36"	48"




## Vertical Plastic Cable Ducts

- Make protecting, routing and organizing cables easy, see pg.215

## Options


Please visit our website for more info.

12-24 Threaded Rackrail Part #	Side Panels	Add'l 12/24 Threaded Rackrail	Cage-Nut Rackrail Part #	Side Panels	Additional Cage Nut Rack Rail	Additional Cage Nut Z-Rail Adapter
R412-3824B	SPN-R4-3824	R412-RR38	R4CN-4524B	SPN-R4-4524	PROR4CN-RR45	PROR4CN-ZRA45
R412-4524B	SPN-R4-4524	R412-RR45	R4CN-5124B	SPN-R4-5124	PROR4CN-RR51	PROR4CN-ZRA51
R412-5124B	SPN-R4-5124	R412-RR51	R4CN-4530B	SPN-R4-4530	PROR4CN-RR45	PROR4CN-ZRA45
R412-3830B	SPN-R4-3830	R412-RR38	R4CN-5130B	SPN-R4-5130	PROR4CN-RR51	PROR4CN-ZRA51
R412-4530B	SPN-R4-4530	R412-RR45	R4CN-4536B	SPN-R4-4536	PROR4CN-RR45	PROR4CN-ZRA45
R412-5130B	SPN-R4-5130	R412-RR51	R4CN-5136B	SPN-R4-5136	PROR4CN-RR51	PROR4CN-ZRA51



MK-1945-24

## cable management rack



The **MK Series** is ideal for applications with massive cable bundles

- Sturdy steel construction
- Unique indexed swiveling front-mount cable rings
- 6" or 14" deep channels for massive cable bundles (depending on model)
- Integral top cable ladders and cable trays in the front and rear
- 10-32 threaded front and rear rail
- Includes hook and loop fasteners and front cable feed-through hole plugs
- Includes 100 rack screws
- Includes 2 J-bolts
- 500 or 800 lb. weight capacity, depending on mounting method, see tech spec.

### Certifications

- UL/ETL Listed
- RoHS
- GREENGUARD

### Market Solutions



Broadcast



Commercial AV



Residential AV



Security



Structured Cabling



Education






Product Information

Part #	Racking Height	Overall Height	Overall Depth	Mounting Channel Depth
MK-19-45	45 space	84-1/4"	16-7/16"	6-3/8"
MK-1945-24	45 space	84-1/4"	24"	14"



- For more horizontal cable management, see pg. 168



RL10-45



RLA19-1245

## 2 post steel open frame rack




The **RL/RLA Series** incorporates a self-squaring, self-leveling design for easy assembly.

- Top rail accommodates standard cable ladders
- Threaded 10-32 or 12-24
- RL Series channels constructed from 11-gauge steel to provide extra strength
- Knockdown design allows for flat shipment via UPS
- Self-aligning design for fast assembly
- Includes 50 rack screws

### Certifications

- UL/ETL Listed
- RoHS
- GREENGUARD



R2-44S

## seismic certified



The **R2 Series** two post rack incorporates a heavy duty 3/8" thick steel base that adds structural integrity to the steel frame.

- Top pattern holes accept a variety of cable ladders with no frame
- Fully welded all steel construction, ships assembled and ready to install
- Seismic certified for strength and reliability
- Heavy duty 3/8" thick steel base
- 10-32 threaded front and rear, with numbered spaces
- Includes 50 rack screws
- 850 lb. weight capacity

### Certifications

- Seismic Certification
- UL/ETL Listed
- RoHS
- GREENGUARD




## Product Information

Part #	Material	Racking Height	Overall Height	Rackrail Type	Finish
RL10-45	steel	78-3/4" (45 space)	84"	10-32	black
RL10-38	steel	66-1/2" (38 space)	72"	10-32	black
RL12-45	steel	78-3/4" (45 space)	84"	12-24	black
RLA19-1245B	aluminum	78-3/4" (45 space)	84"	12-24	black
RLA19-1245	aluminum	78-3/4" (45 space)	84"	12-24	silver
RLA19-1251B	aluminum	89-1/2" (51 space)	96-1/8"	12-24	black

## Options

Please visit our website for more info.

Part #	Description
CSB	CSB cantilever support base adds stability
RLA, PCD and RLA-LA Series	vertical cable management options, see pg. 214



- Shelves designed for open frame racks, see pg. 196

## Market Solutions



Broadcast

Commercial  
AVResidential  
AV

Security

Structured  
Cabling

Education

## Product Information

Part #*	Racking Height	Overall Height
R2-44S	77" (44 space)	84"

## Market Solutions



Broadcast



Commercial  
AVResidential  
AV

Security

Structured  
Cabling

Education






# Essex by Middle Atlantic

The broadest range of everyday value solutions with trusted Middle Atlantic quality. Essex includes three distinct rack offerings, power distribution and all the accessories you need to install reliable AV systems.

Everyday value from the brand you trust.



QAR Series	122 - 123
MMR Series	124 - 125
RCS Series	126 - 127
Power Options	128
Accessory Bundles	129
Accessory Options	130 - 131



42  
35  
27  
21  
18  
12  
spaces

QAR-42-24

## quick assembly rack



The **QAR Series** patent-pending snap together design can save 30 minutes or more in assembly time.

- Knock down skeleton frame can be outfitted with side panels, doors, power and accessory options to suit the application
- Attractive design with sleek metallic grey finish
- Ideal for installation in closets, basements, equipment rooms and other areas in the home
- Generous facilities for bottom cable entry
- Includes lockable casters; leveling feet optional for fixed installation
- Bracket included for easy mounting of power and vertical lacing strips
- Passive ventilation designed into rack top; optional quiet DC fan tops move up to 276 CFM
- UL Listed, 800 lb. weight capacity

### Certifications

- UL Listed
- RoHS
- GREENGUARD
- UL2416



### Market Solutions



Broadcast



Commercial AV



Residential AV



Security



Structured Cabling




Education





## Product Information

Part #	Racking Height	Overall Height with Casters/ without Casters	Overall Depth	Useable Depth
QAR-12-20	21" (12 space)	27.5" / 24.8"	20"	17-1/4"
QAR-12-24	21" (12 space)	27.5" / 24.8"	24"	21-1/4"
QAR-18-20	31-1/2" (18 space)	38.0" / 35.3"	20"	17-1/4"
QAR-18-24	31-1/2" (18 space)	38.0" / 35.3"	24"	21-1/4"
QAR-21-20	36-3/4" (21 space)	43.3" / 40.6"	20"	17-1/4"
QAR-21-24	36-3/4" (21 space)	43.3" / 40.6"	24"	21-1/4"
QAR-27-20	47-1/4" (27 space)	53.8" / 51.1"	20"	17-1/4"
QAR-27-24	47-1/4" (27 space)	53.8" / 51.1"	24"	21-1/4"
QAR-35-20	61-1/4" (35 space)	67.8" / 65.1"	20"	17-1/4"
QAR-35-24	61-1/4" (35 space)	67.8" / 65.1"	24"	21-1/4"
QAR-42-20	73-1/2" (42 space)	80.0" / 77.3"	20"	17-1/4"
QAR-42-24	73-1/2" (42 space)	80.0" / 77.3"	24"	21-1/4"



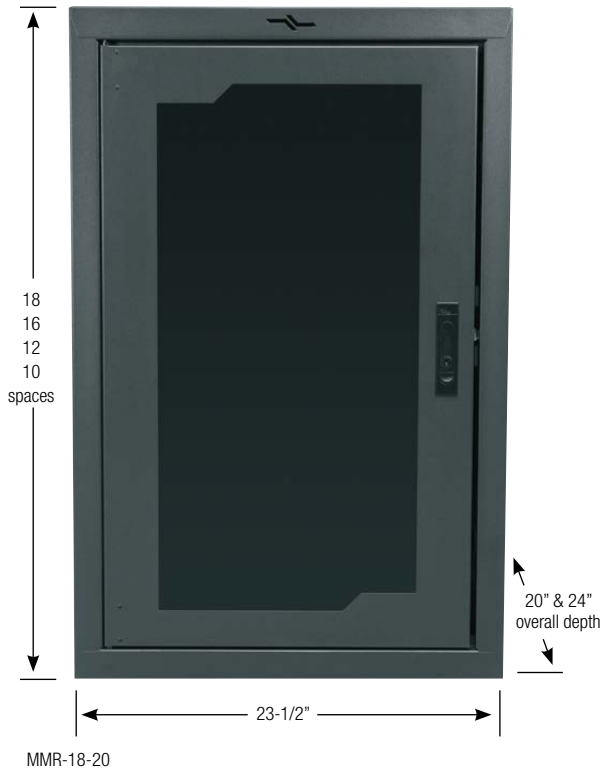
Installation  
Helper

- Rackspace measuring made easy, see pg. 245

## Options

Part #	Solid Front/ Rear Doors*	Plexi Front/ Rear Doors*	Side Panels (Pair)**	Vertical Power	Vertical Cable Lacing Strips (2 Pk)	Leveling Feet (Set of 4)	Accessory Bundle (pg. 129)
QAR-12-20	DOOR-S12	DOOR-P12	SIDE-12-20	PWR-8-V	LACE12-2PK	LEVELFEET-K	SMALL
QAR-12-24	DOOR-S12	DOOR-P12	SIDE-12-24	PWR-8-V	LACE12-2PK	LEVELFEET-K	
QAR-18-20	DOOR-S18	DOOR-P18	SIDE-18-20	PWR-8-V	LACE18-2PK	LEVELFEET-K	
QAR-18-24	DOOR-S18	DOOR-P18	SIDE-18-24	PWR-8-V	LACE18-2PK	LEVELFEET-K	
QAR-21-20	DOOR-S21	DOOR-P21	SIDE-21-20	PWR-8-V & PWR-16-V	LACE21-2PK	LEVELFEET-K	MEDIUM
QAR-21-24	DOOR-S21	DOOR-P21	SIDE-21-24	PWR-8-V & PWR-16-V	LACE21-2PK	LEVELFEET-K	
QAR-27-20	DOOR-S27	DOOR-P27	SIDE-27-20	PWR-8-V & PWR-16-V	LACE27-2PK	LEVELFEET-K	
QAR-27-24	DOOR-S27	DOOR-P27	SIDE-27-24	PWR-8-V & PWR-16-V	LACE27-2PK	LEVELFEET-K	LARGE
QAR-35-20	DOOR-S35	DOOR-P35	SIDE-35-20	PWR-8-V, PWR-16-V & PWR-24-V	LACE35-2PK	LEVELFEET-K	
QAR-35-24	DOOR-S35	DOOR-P35	SIDE-35-24	PWR-8-V, PWR-16-V & PWR-24-V	LACE35-2PK	LEVELFEET-K	
QAR-42-20	DOOR-S42	DOOR-P42	SIDE-42-20	PWR-8-V, PWR-16-V & PWR-24-V	LACE42-2PK	LEVELFEET-K	
QAR-42-24	DOOR-S42	DOOR-P42	SIDE-42-24	PWR-8-V, PWR-16-V & PWR-24-V	LACE42-2PK	LEVELFEET-K	

\* Doors on the QAR require side panels \*\* Side panels add 1.5"(pair) to the width



## multi mount rack



The **MMR Series** is the industry's most versatile and flexible fully welded rack that can be desktop, floor-standing or wall mounted.

- Multiple wall mount options provide flexibility for budgets and workflows
- Easy access pivot, hang bracket for mounting fully integrated rack, direct-to-wall for tighter budget installations
- Ideal for installation in closets, basements, equipment rooms and other areas in the home
- Fully welded, ready-to-integrate design
- Ideal for installation in closets, basements, equipment rooms and other spaces in the home
- Attractive design with sleek metallic grey finish
- Options include casters for mobility, leveling feet for fixed installation, locking solid and plexi doors that install in seconds
- Passive ventilation designed into rack top and sides; optional quiet DC fan tops move up to 276 CFM
- UL Listed, up to 250 lb. weight capacity

Mounts 5 ways!



### Certifications

- UL Listed
- RoHS
- GREENGUARD
- UL2416

### Market Solutions



Broadcast



Commercial  
AV



Residential  
AV



Security



Structured  
Cabling



Education



## Product Information

Part #	Racking Height	Overall Height with Casters/ without Casters	Overall Depth	Useable Depth
MMR-1020	17-1/2" (10 space)	39.0" / 36.4"	20"	18"
MMR-1220	21" (12 space)	39.0" / 36.4"	20"	18"
MMR-1620	28" (16 space)	35.5" / 32.9"	20"	18"
MMR-1624	28" (16 space)	35.5" / 32.9"	24"	22"
MMR-1820	31-1/2" (18 space)	28.5" / 25.9"	20"	18"
MMR-1824	31-1/2" (18 space)	25.0" / 22.4"	24"	22"

## Options

Part #	Quick Hang Wall Bracket Wall Mount Option	Pivoting Back Pan Wall Mount Option	Solid Front/Rear Door	Plexi Front/Rear Door	Vertical Power	Vertical Cable Lacing Strips (2 Pk)	Accessory Bundle (pg. 129)
MMR-1020	HANG-MMR10	PIVOT-MMR-10	DOOR-S10	DOOR-P10	PWR-8-V	–	SMALL
MMR-1220	HANG-MMR12	PIVOT-MMR-12	DOOR-S12	DOOR-P12	PWR-8-V	–	
MMR-1620	HANG-MMR16	PIVOT-MMR-16	DOOR-S16	DOOR-P16	PWR-8-V	–	
MMR-1624	HANG-MMR16	PIVOT-MMR-16	DOOR-S16	DOOR-P16	PWR-8-V	–	MEDIUM
MMR-1820	HANG-MMR18	PIVOT-MMR-18	DOOR-S18	DOOR-P18	PWR-16-V	LACE18-2PK	
MMR-1824	HANG-MMR18	PIVOT-MMR-18	DOOR-S18	DOOR-P18	PWR-16-V	LACE18-2PK	





## pre-configured rack system



The **RCS Series** pre-configured rack system is integration-ready and is fully assembled.

- Assembled with:
  - Glass front door
  - Side and rear access panels
  - Shelves and vent panels
  - Casters and leveling feet
  - Top mounted DC fans
  - Accessory bracket for vertical power strip or lacing strips
- Fully welded, ready-to-integrate design
- Ideal for installation in closets, basements, equipment rooms and other spaces in the rooms
- Attractive design with sleek metallic grey finish
- Quiet, efficient cooling with integrated, 138 CFM DC fans
- Includes accommodations for vertical power strip and thermostatic fan controller (see pg. 227)
- UL Listed, up to 1,200 lb. weight capacity

### Certifications

- UL Listed
- RoHS
- GREENGUARD



### Market Solutions



Broadcast



Commercial AV



Residential AV



Security



Structured Cabling



Education





## Product Information

Part #	Pre-Installed Shelves	Pre-Installed 2 Space Blank Panels	Weight Capacity	Racking Height	Overall Height
RCS-1824	(3) 2 space, 16" deep (50 lbs.)	3	500 lbs.	31-1/2" (18 space)	38-5/8"
RCS-2724	(4) 2 space, 16" deep (50 lbs.) (1) 2 space, 18" deep (50 lbs.)	5	750 lbs.	47-1/4" (27 space)	54-3/8"
RCS-3524	(5) 2 space, 16" deep (50 lbs.) (1) 2 space, 18" deep (50 lbs.) (1) 3 space, 20" deep (100 lbs.)	7	1,000 lbs.	61-1/4" (35 space)	68-3/8"
RCS-4224	(5) 2 space, 16" deep (50 lbs.) (2) 2 space, 18" deep (50 lbs.) (2) 3 space, 20" deep (100 lbs.)	9	1,200 lbs.	73-1/2" (42 space)	80-5/8"

## Additional Options:



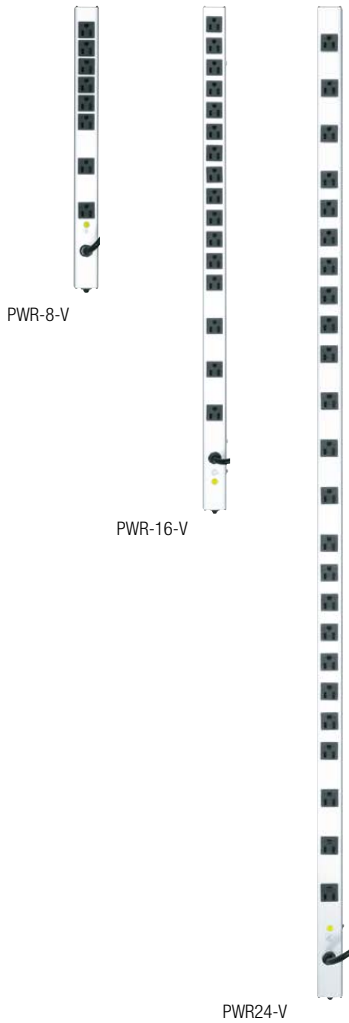
PWR-9-RP and PWR-9-RPM  
15A, rackmount power,  
9 outlets, with and without  
voltage/current display



PWR-x-V, 15A,  
vertical power, compact profile  
for tight installations (24, 26  
or 8 outlets), three sizes




FC-DC  
thermostatic fan control,  
controls up to (4) DC fans



### Vertical Power Distribution

- Compact profile for tight installations
- Spaced outlets for wall warts & adapters
- Three sizes (24, 16 or 8 outlets)

Part #	Chassis Length	Amperage	# of Outlets	Outlet Type	Termination	Protection	Local Meter	Fits Essex Rack Sizes
PWR-8-V	18"	15 Amp	8	5-15R	9' cord* w/NEMA 5-15P Plug	circuit breaker only	no	10-42 RU
PWR-16-V	33"	15 Amp	16	5-15R	9' cord* w/NEMA 5-15P Plug	circuit breaker only	no	21-42 RU
PWR-24-V	60"	15 Amp	24	5-15R	9' cord* w/NEMA 5-15P Plug	circuit breaker only	no	35-42 RU



### Horizontal Power Distribution

- Includes surge protection and filtering
- Models available with local meter to monitor current, voltage and power draw

Part #	Amperage	Racking Height	Front Outlets	Rear Outlets	Local Meter	Cord Length	Protection	Chassis Depth	Front Power Switch
PWR-9-RP	15 Amp	1-3/4" (1 space)	1	8	no	9'	L-N Surge & Filtering	3-3/4"	Yes
PWR-9-RPM	15 Amp	1-3/4" (1 space)	1	8	yes	9'	L-N Surge & Filtering	3-3/4"	Yes






### Bundled Accessory Packages


- Ordering made easy
- Bundled accessory packages enable easy ordering of frequently utilized options
- One part # includes the essential accessories which will be needed for an integrated system



SMALL




MEDIUM



LARGE

Part #	BUNDLE-SMALL	BUNDLE-MEDIUM	BUNDLE-LARGE
<b>Fits Essex Racks</b>	10-18 RU	21-27 RU	35-42 RU
<b>Shelves</b>	(2) 2 RU	(4) 2 RU	(4) 2 RU & (2) 4 RU
<b>Blank Panels</b>	(2) 2 RU	(4) 2 RU	(6) 2 RU
<b>Lacer Bars</b>	(4) straight	(4) straight & (4) 2" Offset	(8) straight & (4) 2" Offset
<b>Rack Screws</b>	50	100	200



LACE-12-2PK



LB-1A-4PK

### Cable Management

- Vertical lacing strips – perforated with many locations for securing cable bundles
- Horizontal lacer bars – L-shape design with tie points for securing cable bundles

Vertical Lacing Strips Part #	Racking Height	Width	Tie Points	Pre-Pack Qty
LACE12-2PK	21" (12 space)	2"	round holes	2
LACE18-2PK	31-1/2" (18 space)	2"	round holes	2
LACE21-2PK	36-2/4" (21 space)	2"	round holes	2
LACE27-2PK	47-1/4" (27 space)	2"	round holes	2
LACE35-2PK	61-1/4" (35 space)	2"	round holes	2
LACE42-2PK	73-1/2" (42 space)	2"	round holes	2

Horizontal Lacer Bars Part #	Style	Pre-Pack Qty
LB-1A-4PK	"L" bar	4
LB-2A-4PK	"L" bar, 2" offset	4
LB-4A-4PK	"L" bar, 4" offset	4



FANPNL-2DC



FANTOP-138DC

### Thermal Management

- Fan top attaches to top of QAR/MMR Series racks
  - Use 2 fan tops for up to 276 CFM & easy integration slide into place & tighten
- Fan Panel - traditional rackmount panel
- Fan control unit - runs fans when temperature threshold is crossed
  - Optional for all Essex fan products, includes temperature sensor

Part #	Description	Racking Height	# of Fans	Free Air CFM	Max Sound Level	Vent Blocker
FANPNL-2DC	fan panel	5-1/4" (3 space)	2 DC	138 CFM	32 dBA	n/a
FANTOP-138DC	fan top	n/a - fan top	2 DC*	138 CFM	32 dBA	included
FC-DC	thermostatic fan controller, accepts 4 DC fans					


\* Two FANTOP-138DC may be installed on QAR & MMR racks, for total of 4 fans/276 CFM/35 dBA



### Rack Panels

- Flanged for strength, available blank or vented
- Vent panel pattern matches design on Essex racks

Part #	Racking Height	Style	Pre-Pack Qty
VPANEL-1U-2PK	1-3/4" (1 space)	35% open area	2
VPANEL-2U-2PK	3-1/2" (2 space)	35% open area	2
VPANEL-3U-2PK	5-1/4" (3 space)	35% open area	2
FBPANEL-1U-2PK	1-3/4" (1 space)	solid	2
FBPANEL-2U-2PK	3-1/2" (2 space)	solid	2
FBPANEL-3U-2PK	5-1/4" (3 space)	solid	2



VPANEL-2U-2PK



FBPANEL-3U-2PK

### Rackmount Storage and Shelves

- 2 & 4 RU drawers with integrator-installed keylock
- 2 & 4 RU vented shelves promote airflow

Part #	Racking Height	Useable Depth	Keylock	Rear Cable Entry	Pre-Pack Qty	Weight Capacity
RKDRAWER-2U-LK	3-1/2" (2 space)	14-1/2"	included, not installed	pass-through opening	1	35 lbs.
RKDRAWER-4U-LK	7" (4 space)	14-1/2"	included, not installed	pass-through opening	1	35 lbs.



RKDRAWER-4U-LK

Part #	Racking Height	Overall Depth	Useable Depth	Pre-Pack Qty	Weight Capacity
RKSHELF-2U-2PK	3-1/2" (2 space)	16"	15-13/16"	2	50 lbs.
RKSHELF-4U-2PK	7" (4 space)	17"	16-13/16"	2	85 lbs.



RKSHELF-2U-2PK

### Accessory Bracket (Pair)

- Allows for mounting of power, LACE or other vertical options

Part #
ESX-ACC-BKT







# technical furniture

Technical furniture and mounting systems from Middle Atlantic are built for user ergonomics and system reliability. Just like our racks, they incorporate the best equipment mounting technologies that are:

- Optimized for Audio-Video and Security applications
- Engineered for fast, labor-saving installation



- Innovative solutions, promoting best practices for system reliability
- Designed and manufactured with the highest quality and standards
- The industry's highest customer service levels and quick delivery

Trust your AV installs to the furniture systems built from the rack up and certified for AV – only from Middle Atlantic Products.

Frame To Furniture™	134 - 139
C5 Series Credenzas	134 - 135
L5 Series Lecterns	136 - 137
TechPed™ Series Technology Pedestals	138 - 139
Consoles/Workstations	140 - 153
ViewPoint™ Series	140 - 143
Options	144 - 147
Edit Center™ Series	148 - 149
LD Series	150 - 151
MultiDesk Video™ Series	152 - 153
Carts & Stands	154 - 159
Monitoring/Display Walls	160 - 163



## rack foundation with a furniture finish



Middle Atlantic Products is expanding its **C5 Series** Credenza offering to address the latest trends in commercial interior design.

- Frame to Furniture™ design complements an integrator's installation workflow
  - Frames are in stock guaranteeing quick delivery while allowing the integrator to immediately start the installation (the custom finishing kit is manufactured to order)
- Attractive styles, finishes and options reflect current design trends
- Frames are in stock guaranteeing quick delivery while allowing the integrator to immediately start the installation
- Built-in high static pressure MAP blower
- Veneer, high-pressure laminate and thermolaminate finishing options
- Available in 1, 2 or 3-bay models with standard or extra depth
- Vent finishes in white, black, silver or off-white
- Door hardware, locks and plexi door options available
- Push-touch latch included

### Certifications

- UL Listed in the US and Canada
- RoHS
- GREENGUARD





To Order

**Build a C5 Series credenza now.** Go to our step-by-step guide online [www.middleatlantic.com](http://www.middleatlantic.com)

Over 100,000 ways to customize  
+ Millwork kits available  
+ Color match veneer option

Popular Finishes

See more on pg. 249

Veneer Options – Wood Grain




HPL Options – Wood Grain



Thermolaminate Options



Door Accents



Locks



Vents



Doors





33" turret model, sota design in limber maple shown  
23" and 43" sizes also available



## integration friendly lectern



The **L5 Series** lectern is the industry's most integration-friendly lectern.

- Frame to Furniture™ design complements an integrator's installation workflow
  - Frames are in stock guaranteeing quick delivery while allowing the integrator to immediately start the installation (the custom finishing kit is manufactured to order)
- 3 sizes, 2 top styles, 2 designs
- Easy to integrate: frames ship from stock to quickly get you the foundation you need to start your install
- Future proofing: damage panels can be individually replace or the entire outer shell can be refinished without removing equipment

### Turret Top Style

- Customize your solution: Presenter's Panel™ is equipped with the knockouts you need and a variety of finishes & accessories are available to make each product unique
- Ideal for adding touch screens and/or controllers
- Efficient mounting Lever Lock™ system compatible (see pg. 206)

### Flat Top Style

- Large work surface area for laptops
- Accommodates Wiremold® Integrate Cable Retractors – visit [middleatlantic.com](http://middleatlantic.com) for more info
- Efficient mounting Lever Lock™ system compatible (see pg. 206)

### Certifications

- UL Listed in the US and Canada
- RoHS
- GREENGUARD



To Order

**Build a L5 Series lectern now.** Go to our step-by-step guide online [www.middleatlantic.com](http://www.middleatlantic.com)

Over 100,000 ways to customize  
+ Millwork kits available  
+ Color match veneer option

Popular Finishes

See more on pg. 249

Veneer Options – Wood Grain



HPL Options – Wood Grain



Thermolaminate Options



Options








## easy to service solution



The **TechPed™ Series** Technology Pedestals provide under table support while housing equipment and cables; a simple to integrate, easy to service solution ideal for conference rooms and collaboration spaces.

- Frame to Furniture™ design complements an integrator's installation workflow
  - Frames are in stock guaranteeing quick delivery while allowing the integrator to immediately start the installation (the custom finishing kit is manufactured to order)
- Table support system designed to house electronics and cables
- Available in a spectrum of finishes to match any meeting room décor
- Engineered to maximize space and promote proper thermal and cable management
- The custom finishing kit is manufactured to order
- Removable side panels make installation and on-going maintenance easy
- Efficient mounting Lever Lock™ system compatible (see pg. 206)
- Includes 4 space rail



### Certifications

- RoHS
- GREENGUARD



Product Information

Frame	Width	Finishing Kit*	Top & Bottom Opening	Ideal For
TP-F1318	18"	TP-K1318	12" x 17"	small size tables with minimal equipment mounting
TP-F1325	25"	TP-K1325	12" x 24"	small to mid size tables with equipment mounting and table top boxes
TP-F1330	30"	TP-K1330	12" x 29"	mid to large size tables with equipment mounting and table top boxes with cable retractors

\*Finishing kits require finish color selection.

Popular Finishes

See more on pg. 249


Veneer Options – Wood Grain



HPL Options – Wood Grain



Thermolaminate Options



Options

Part #	Description
TCCH-M-5	under table hinged cable management, 9-1/2" wide
UTCM	under table hinged cable management, 5" wide
TP-MK1	custom finishing kit for millworker
TP-CR-BKT	change the mounting position of Wiremold® cable retractors*

\*Required on 1318 and 1325



shown with bay extender (see pg. 145) for rackmounting deep equipment



shown with deskwall for flexible monitor mounting  
18" (457mm) console work surface provides top access to equipment and cabling



shown with turrets, slide out keyboard trays, wedge design

## furniture for mission critical installations



The **ViewPoint™ Series** is specifically designed for reliability, flexibility and ergonomics.

- Ideal for:
  - Security and monitoring
  - Command and control
  - Network operating center
  - Front of house controls
- Console bays are rugged, fully welded steel construction
- Engineered for fast assembly and effective equipment cooling
- Built-in cable management functions
- Certified for mission critical installations
- Built and shipped for installation that is 35% faster than the competition

### Certifications

- UL/ETL Listed
- Seismic Certified
- BIFMA International
- GREENGUARD





To Order

Middle Atlantic Designer™ Software

Free CAD compatible 3D layout & specification software creates elevations, plan views, and quotes in minutes. Visit MiddleAtlantic.com to download.



Design Services Support

For technical questions or design assistance, please contact our Design Services support team at 800-266-7225.

Popular Finishes

See more on pg. 249



FIN-NM  
native maple



FIN-FN  
fenelon



FIN-HN  
hazelnut maple



FIN-SE  
sequoia



FIN-AS  
auburn stream



FIN-NA  
napa



FIN-CN  
café noir



FIN-SA  
sienna



FIN-BA  
belambra



FIN-TW  
timberwolf

Options

Please refer to the ViewPoint™ options section on pgs. 144-147 or visit our website for more info.



stand-alone work station shown

## furniture for mission critical installations



The **ViewPoint™ Sit/Stand** workstations are specifically designed for healthy work environments with height-adjustable functionality.

- Available in console bays or as a stand-alone work station
- Factory integrated lift systems, pre-installed in welded ViewPoint™ console bays makes installation easy
- 3 programmable pre-set heights to accommodate multiple users and/or ergonomic preferences
- Lift legs do not intrude in equipment mounting bays – full bay width openings available
- Quick shipment – 3 week standard lead time for most projects



holds 3 convenient pre-set height settings

### Certifications

- UL/ETL Listed
- RoHS
- GREENGUARD



Product Information

Part #*	Description
VC-LS3619-DT37SA	36" w x 19"d stand-alone ViewPoint™ lift system
VC-LS4819-DT37SA	48" w x 19"d stand-alone ViewPoint™ lift system
VC-LS7219-DT37SA	72" w x 19"d stand-alone ViewPoint™ lift system
VC-LSWS1-DT37SA	stand-alone ViewPoint™ lift system workstation

\*When ordering, suffix part # for desired finish

Popular Finishes

See more on pg. 249



FIN-NM  
native maple



FIN-FN  
fenelon



FIN-HN  
hazelnut maple



FIN-SE  
sequoia



FIN-AS  
auburn stream



FIN-NA  
napa



FIN-CN  
café noir



FIN-SA  
sienna



FIN-BA  
belambra



FIN-TW  
timberwolf

Options

Please refer to the ViewPoint™ options section on pgs. 144-147 or visit our website for more info.

Part #	Description
VC-LS-SP219	pair of left and right sided panels mount on any bay



VC-LS-SP219



MMB-2X2C

### Monitor Mounts

Mount to the rear of the work surface and accommodate 1, 2, 3 or 4 monitors, VESA 75 and 100 compliant.

Part #	Non-Sit/Stand Consoles Part #	Capacity Per Monitor	Weight Capacity	Configurations
MMB-1X1C	VC-MM1X1C	20 lbs.	20 lbs.	1x1, articulating
MMB-2X1C	VC-MM2X1C	20 lbs.	40 lbs.	2x1, horizontal
MMB-1X2C	VC-MM1X2C	20 lbs.	40 lbs.	1x2, vertical
MMB-2X2C	VC-MM2X2C	20 lbs.	80 lbs.	2x2, quad, two across, two levels
MMB-3X1C	VC-MM3X1C	20 lbs.	60 lbs.	3x1, triple horizontal



VC-MM32X41

### ViewPoint™ Large Monitor Mounts

Large format monitor mounts accommodate monitors 32" to 63" screen sizes and attaches directly to console at rear.

Part #	Description
VC-MM32X41	large monitor mount for 32" to 41" monitors (screen size)
VC-MM42X63	large monitor mount for 42" to 63" monitors (screen size)

### Free Standing Storage Cabinet

The free standing storage cabinet matches appearance and style of the ViewPoint™ system to provide additional storage space.

Part #	Description
VC-C3624-GDFS-xx	free standing storage cabinet
	(replace 'xx' with desired finish color)



VC-C3624-GDFS-DC

For additional ViewPoint™ options visit our website for more info.





### ViewPoint™ CPU Tray

The CPU tray slides out of the front or rear and mounts in any 24" console section. Extends 13" with a weight capacity of 75 lbs.

Part #	Usable Dimensions
VC-2419ST	19" w x 14-1/4"d



### Chairs

Ergonomically designed and fully adjustable.

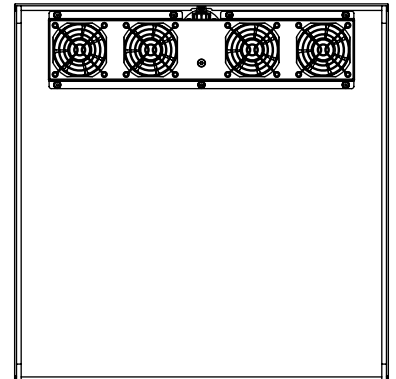
Part #	Description
CHAIR-CF1-B	contour freedom chair, gel seat/arms, black vellum
CHAIR-ADV1-B	advantage chair, wide frame black upholstered seat, mesh black
CHAIRI-TSK1-B	task basic chair, slim profile, black upholstered seat, mesh black



### ViewPoint™ Rear Fan Door

Thermostatically switched and provides 100 CFM of air extraction while generating less than 27 dB.

Part #	Description
VC-B24-FD	rear fan door



### ViewPoint™ Storage Radial Binder

Keep essential reference materials close at hand with the radial binder storage cabinet, a new option in the ViewPoint™ system.

Part #	Description
VC-BC24	radial storage binder



VC-BC24

For additional ViewPoint™ options visit our website for more info.



VC-KBS

### ViewPoint™ Articulating Keyboard Shelf

Articulating keyboard shelf mounts underneath work surface/desktop.

Part #	Description
VC-KBS	keyboard shelf



VC-FC-2

### File Cabinet

Fits underneath peninsula. Swivel casters provide ease of movement.

Part #	Description
VC-FC-2	file cabinet



VC-B24-RR10

### ViewPoint™ Rackrail

10 space front-to-rear adjustable rackrail available for horizontal equipment mounting in the front/rear of any 24" section of a 24", 36", 48", or 72" bay.

Part #	Description
VC-B24-RR10	10 space front-to-rear adjustable rackrail



VC-TRK

### ViewPoint™ Top Rail Kit

The optional top rail kit enables vertical mounting of a UPS or similar equipment. Can be added to any full width bay and allows rackmounting of components near the workspace.

Part #	Description
VC-TRK	6 rackspace optional top rail kit

For additional ViewPoint™ options visit our website for more info.




### ViewPoint™ Bay Extender

Versatile 18" and 24" extender cabinets integrate seamlessly with system, are ideal for mounting deep DVR's, NVR's and servers and include either a plexi or vented front door (provides 33" & 39" rackmount useable depths).

Part #*	Door Type	Usable Depth	Depth
VC-2418X-PD	plexiglass	18"	33"
VC-2418X-VD	vented	18"	33"
VC-2424X-PD	plexiglass	24"	39"
VC-2424X-VD	vented	24"	39"

\* Please note: parts cannot be ordered individually, please call for details.



VC-2418X-VD

### ViewPoint™ Desktop Turrets

Turret racks can be mounted behind 18" work surfaces to hold equipment where it can be easily manipulated.

Part #*	Height	Mounts To
VC-TR2419-4	4 space	24", 48", 72" bay
VC-TR3619-4	4 space	36" bay
VC-TR2419-9	9 space	24", 48", 72" bay
VC-TR3619-9	9 space	36" bay

\* Please note: parts cannot be ordered individually, please call for details.



VC-TR3619-4

### ViewPoint™ Articulating Task Light

Long reach task light can be placed in multiple locations, to permit lighting of printed material where needed.

Part #	Description
VC-LCM	articulating task light



VC-LCM

For additional ViewPoint™ options visit our website for more info.



ELUR-GS

## premium workstations



The **Edit Center™ Series** is favored by a long list of legendary musicians and artists.

- Design suits all editing environments including post production editing suites, corporate video production rooms, campus learning labs and broadcast production facilities
- Provides elegant, ergonomic workspace for video and digital content professionals
- Provides elegant, ergonomic workspace for video and digital content professionals
- Desks available in two widths, 84" and 60"
- Overbridges hold monitors for easy viewing
- Pivoting speaker platforms can be positioned for optimum listening
- Models with rackmounting areas at the work surface available
- Compatible side bays and other pieces complete your system

### Certifications

- RoHS
- GREENGUARD






## Product Information

Desk Only Part #	Desk + Side Bay Racks Part #	Desk Width	Includes
ES*	–	60"	overbridge
–	ES+S12D*	60"	overbridge + single bay outboard rack (with door + cooling kit)
ESUR*	–	60"	overbridge with (2) 4 space rackbays
–	ESUR+S12D*	60"	overbridge with (2) 4 space rackbays + 1 single bay outboard rack (with door + cooling kit)
EL*	–	84"	overbridge
–	ELUR+S12D*	84"	overbridge with (2) 4 space rackbays + 1 single bay outboard rack (with door + cooling kit)
ELUR*	–	84"	overbridge with (2) 4 space rackbays
–	ELUR+D12D*	84"	overbridge with (2) 4 space rackbays + 1 dual bay outboard rack (with door + cooling kit)

\*When ordering, suffix part # for desired finish

## Popular Finishes

See more on pg. 249



## Options

Customize your solution with accessories from side bay racks and more. For monitor mount options, see pg. 144.

Part #	Description	Weight Capacity
CHAIR-CF1-B	chair, contour freedom, gel seat/arms, black vellum	–
CHAIR-ADV1-B	chair, advantage, wide frame black upholstered seat, mesh black	–
CHAIR-TSK1-B	chair, task basic, slim profile, black upholstered seat, mesh black	–
CLAW	16"w x 3-1/2"d, with side trays cable hanger	–
CLAW14	14"w x 3-1/2"d cable hanger	–
CM-L	cable management kit for 84" desk system, includes 8 cable managers & 20' cable wrap	–
CM-S	cable management kit for 60" desk system, includes 4 cable managers & 20' cable wrap	–
D12D-*	12 space dual bay outboard rack + doors/cooling system	500 lbs.
D12SD-*	12 space dual bay outboard rack w/square top+doors/cooling system	500 lbs.
S12D-*	12 space single bay outboard rack + doors/cooling system	300 lbs.
S12SD-*	12 space single bay outboard rack w/square top+doors/cooling system	300 lbs.
S24D-*	24 space sound reducing rack w/square top+doors/cooling system	300 lbs.
S12-*	single bay outboard rack (12 rackspace), less doors	300 lbs.
D12-*	dual bay outboard rack (12 rackspace), less doors	500 lbs.
DT8*	table top rack (8 rackspace)	75 lbs.

\*When ordering, suffix part # for desired finish



(2) LD-4830 units shown in hazelnut maple

## monitoring/command desks



The **LD Series** are modular solutions for small surveillance applications to large-scale network base command and control environments.

- Ergonomically designed with the user in mind
- Economical modular monitoring and control workstation
- Optimized for LCD monitors, with ergonomic user features
- Modular desk ships ready-to-assemble
- Add-A-Bay™ model attaches to right side of existing desk
- Small footprint (32" deep) ideal for compact rooms



### Certifications

- RoHS
- GREENGUARD



Product Information

Part #	Overall Width
LD-4830*	48"
LD-6430*	64"

\*When ordering, suffix part # for desired finish


Also available in Designer

- Free design software at [middleatlantic.com](http://middleatlantic.com)
- Get Quotes • Create Elevations • Plan Views



Popular Finishes

See more on pg. 249



Options

Customize your solution with accessories from lighting, drawers, additional monitor supports and more. For monitor mount options, see pg. 144.

48" Desk Part #	64" Desk Part #	Description
LD-4830*RA	LD-6430*RA	Add-A-Bay™ - allows for economical expansion of desks
LD-L48	LD-L64	light bridge
LD-L4848RA	LD-L6448RA	Add-A-Bay™ light bridge
LD-SP30*		standard side panels (pair)
LD-PSP30*		full height side panels (pair)
D-CPU		articulating under-desk CPU mount
LD-QCPUT-*		isolation rack with gasketed doors, sound isolation materials, fan and work surface CPU mount
LD-LGM		adjustable light conveniently mounts in grommet of desk or wedge
LD-KB*		fully articulating keyboard shelf, includes wrist rest
CHAIR-CF1-B		chair, contour freedom, gel seat/arms, black vellum
CHAIR-ADV1-B		chair, advantage, wide frame black upholstered seat, mesh black
CHAIR-TSK1-B		chair, task basic, slim profile, black upholstered seat, mesh black
D-PT15		15" pencil tray mounts under desk for convenient storage
D-PT22		22" pencil tray mounts under desk for convenient storage
PD-815SC		power strip with surge protection mounts inside cable management cabinet
PD-815SC-NS		power strip without surge protection mounts inside cable management cabinet
LD-1230*		gangable side rack with smoked plexi front door and 12 rackspaces of 11-gauge steel rackrail with tapped 10-32 mounting holes
LDWX*30		45° and 90° connecting wedges available with cable management
LDWTX*30		45° and 90° connecting wedges available without cable management
MMB-1X1C		monitor mount, 1x1, articulating
MMB-2X1C		monitor mount, 2x1, horizontal
MMB-1X2C		monitor mount, 1x2, vertical
MMB-2X2C		monitor mount, 2x2, quad, two across, two levels
MMB-3X1C		monitor mount, 3x1, triple horizontal

\*When ordering, suffix part # for desired finish



MDV-CNR1  
shown with (2) MDV-R12 & (2) MDV-OB4



MDV-CNR3  
shown with (2) MDV-R12 & (2) MDV-OB4




MDV-DSK  
shown with (2) MDV-R12 & (2) MDV-OB4



MDV-DL  
shown with (1) S12S-DC & (1) MDV-R12

## economical workstations



The **MultiDesk Video™ Series** has a modular design for straight and corner applications that can be configured to meet specific needs as a corporate video editor, digital audio engineer or free-lance designer.

- Accessories include casters, shelving, racks and keyboard trays for a truly customized solution
- Economical studio furniture holds most popular mixers
- Modular design supports many possible configurations
- Graphite laminate top with sturdy steel tube legs

### Certifications

- RoHS
- GREENGUARD





## Product Information

Part #	Description
MDV-CNR1	corner desk includes a one piece overbridge that is user-configurable in 3 ways
MDV-CNR3	corner desk includes a three piece overbridge to accommodate mixers with tall meter bridges; overbridge center is user-configurable in 2 ways
MDV-DSK	straight desk includes an overbridge that is user-configurable in 2 ways
MDV-DL	video desk allows MultiDesk video racks to slide underneath, saving space

## Options

Customize your solution with accessories from side bay racks and more. For monitor mount options, see pg. 144.

Part #	Description
CHAIR-CF1-B	chair, contour freedom, gel seat/arms, black vellum
CHAIR-ADV1-B	chair, advantage, wide frame black upholstered seat, mesh black
CHAIR-TSK1-B	chair, task basic, slim profile, black upholstered seat, mesh black
MD-KB	keyboard tray (does not work with MDV-CNR1 or MDV-CNR3)
MDV-CK	caster kit for MDV-R12 includes 4 wheels, 2 metal caster saddles, and mounting hardware
MDV-OB4	overbridge mounts on top of the MDV-R12 rack and provides additional 4 rackspaces
MDV-R12	side bay rack for additional rackmount capacity and desktop space
MDV-W	connecting wedge to connect any MultiDesk Video Series components at a 35° angle
S12SDG	side bay rack to the MDV-DL, provides 12 rackspaces, includes front and rear rackrail, casters
MMB-1X1C	monitor mount, 1x1, articulating
MMB-2X1C	monitor mount, 2x1, horizontal
MMB-1X2C	monitor mount, 1x2, vertical
MMB-2X2C	monitor mount, 2x2, quad, two across, two levels
MMB-3X1C	monitor mount, 3x1, triple horizontal



VTC-4280S-BW

rugged &  
high capacity



The **VTC Series** Video Carts are the industry's most versatile mobile monitor cart system for videoconferencing and presentation applications.

- Heavy-duty design to support large screens: up to one 80" or two 70"
- 3-space equipment mounting area in base
- Configurable mounting area of 4 rackspace or a tower CPU
- Efficient mounting Lever Lock™ system compatible (see pg. 206)
- 550 lb. overall weight capacity; 250 lb. monitor weight capacity
- Includes low-profile 2 locking casters, adjustable camera mount and an 8 outlet 15A power strip with 10' cord
- Includes connectivity panel
- Available with 12 space rack

### Certifications

- UL Listed in the US and Canada
- RoHS
- GREENGUARD



shown with (2)  
70" displays




rack version shown  
with additional 8 RU  
(12 RU total)



### Product Information

Black Finish Part #	Champagne Finish Part #	Display Capacity	Frame Capacity	Includes Rack
VTC-4280S-BW	VTC-4280S	single 42" - 80"	4 rackspace + 10" Lever Lock™ plate	–
VTC-4255D-BW	VTC-4255D	dual 42" - 55"	4 rackspace + 10" Lever Lock™ plate	–
VTC-5670D-BW	VTC-5670D	dual 56" - 70"	4 rackspace + 10" Lever Lock™ plate	–
VTC-4280S-BW	VTC-4280S-R	single 42" - 80"	12 rackspace + 10" Lever Lock™ plate	X
VTC-4255D-RBW	VTC-4255D-R	dual 42" - 55"	12 rackspace + 10" Lever Lock™ plate	X
VTC-5670D-RBW	VTC-5670D-R	dual 56" - 70"	12 rackspace + 10" Lever Lock™ plate	X

### Finishes



black



black & champagne



#### Add UPS Backup Power

- Base designed to accommodate UPS backup products see pg. 166

### Options

Black Finish Part #	Champagne Finish Part #	Description	Part #	Description
VTC-DWR-5.5-BW	VTC-DWR-5.5	5.5" high X 7.5" deep, drawer for VTC Series	LL-VTC-K	VTC Lever Lock™ kit, (2) LL receptacles (1) LL-HC21 (1) LL-VP2110
VTC-SPK-SH11-BW	VTC-SPK-SH5.5	5.5" high, VTC speaker shelf only	VTC-WS-32X12SL	32" wide, 12" deep VTC work surface, slate
VTC-SPK-SH5.5-BW	VTC-SPK-SH11	11" high, VTC speaker shelf only	VTC-R1214	12SP EIA, 14" deep, VTC Add-On rack with glass door



FVS-800SC-WH



FVS-800ES-BK

## sleek new design



The **FlexView™ Series** is a collection of display stands and carts that are easy-to-integrate, cost-effective solutions for corporate, hospitality and education environments.

- Engineered for durability, certified for strength and safety
- Rugged casters on cart models provide long-lasting use
- Lowest profile display mount in the industry
- Models with electric lift display height adjustment for optimal ergonomics, or manual display height positioning
- Efficient mounting Lever Lock™ system compatible (see pg. 206)
- 2 RU “knobs up” rackmount ears included

### Certifications

- UL/ETL Listed
- RoHS
- GREENGUARD





### Product Information

Part #	Base	Lift or Static	Description	Finish
FVS-800SC-BK	casters	static	FlexView single display cart with 4 inch casters, up to vesa 800 mounting pattern	black
FVS-800ESC-BK	casters	electric lift	FlexView electric lift display cart with 4 inch casters, up to vesa 800 mounting pattern	black
FVS-800SC-WH	casters	static	FlexView single display cart with 4 inch casters, up to vesa 800 mounting pattern	white
FVS-800ESC-WH	casters	electric lift	FlexView electric lift display cart with 4 inch casters, up to vesa 800 mounting pattern	white
FVS-800S-BK	levelers	static	FlexView single display stand, static with levelers, up to vesa 800 mounting pattern	black
FVS-800ES-BK	levelers	electric lift	FlexView electric lift display stand, static with levelers, up to vesa 800 mounting pattern	black
FVS-800S-WH	levelers	static	FlexView single display stand, static with levelers, up to vesa 800 mounting pattern	white
FVS-800ES-WH	levelers	electric lift	FlexView electric lift display stand, static with levelers, up to vesa 800 mounting pattern	white

### Finishes



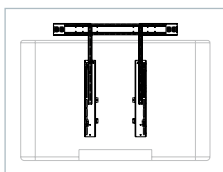
black



white

### Options

Part #	Description	Finish
FVS-SBBU	FlexView soundbar attachment bracket, mounts soundbar above or below monitor, universal fit	black
FVS-CMTB-128-BK	FlexView camera mount, fits flexview cart/stand, top or bottom of screen mounting	black powdercoat
FVS-CMTB-128-WH	FlexView camera mount, fits flexview cart/stand, top or bottom of screen mounting	white powdercoat



FVS-SBBU



FVS-CMTB-128-xx



## integrated power



The **DisplayStation Series** carts and stands are a collection of display solutions that are ideal for simple video teleconferencing, presentation and digital signage systems.

- Every model ships with integrated power strip into the support channel
  - Designed for professionally-finished installations with a convenient cable management system
  - UL Listed to the highest standard for safety in multi-use environments including public, educational and institutional spaces
  - Portrait to landscape adjustability of screen orientation with display mounted (single post models only)
- 
- Competitively-priced
  - Available with casters, levelers or floor plate
  - Mounts single displays up to 100" (VESA 1000 models)
  - Includes hex bits for faster assembly
  - Attractive aluminum finish



integrated power strip included with every model



application engineered cable management system for a professional finish





Product Information

	Part #	Description	Finish
Carts	DS-600SC-AL	DisplayStation cart, 600 VESA, single display mount, with casters	aluminum
	DS-1000SC-AL	DisplayStation cart, 1000 VESA, 2 post single display,with casters	aluminum
Stands	DS-600SL-AL	DisplayStation stand, 600 VESA, single display mount,with levelers	aluminum
	DS-600SP-AL	DisplayStation stand, 600 VESA, single display mount with steel base plate	aluminum
	DS-1000SL-AL	DisplayStation stand, 1000 VESA, 2 post single display,with levelers	aluminum



- The DisplayStation Series also includes monitor walls, see pg. 160

Options

Part #	Description	Finish
DS-CS108-B	DisplayStation camera shelf,10 inch wide x 8 inch deep	black powder coat
DS-UTS10-B	DisplayStation utility shelf, 10 inch wide x 10 inch deep usable area	black powder coat
DS-LSH1416-B	DisplayStation locking shelf 16 inch wide x 14 inch deep	black powder coat



DS-CS108-B



DS-UTS10-B



DS-LSH1416-B



## integrated power



The **DisplayStation Series** carts and stands are a collection of display solutions that are ideal for simple surveillance and monitoring systems.

- Every model ships with integrated power strip that attaches to the support channel
- Designed for professionally-finished installations with a convenient cable management system and display micro-adjustment mechanism
- UL Listed to the highest standard for safety in multi-use environments, including public, educational and institutional spaces

- Competitively-priced
- Available with casters or levelers for mobile or fixed use
- Mounts displays up to 55" in 2x2 configuration
- Includes hex bits for faster assembly
- Attractive aluminum finish



integrated power strip included with every model



application engineered cable management system for a professional finish







Product Information

	Part #	Description	Finish
Walls	DS-600-2X2L-AL	DisplayStation stand, 600 VESA, 2x2, display wall, with levelers	aluminum
	DS-600-2X2C-AL	DisplayStation cart, 600 VESA, 2x2, display wall, with casters	aluminum



- The DisplayStation Series also includes carts and stands, see pg. 158

Options

Part #	Description	Finish
DS-CS108-B	DisplayStation camera shelf, 10 inch wide x 8 inch deep	black powder coat
DS-UTS10-B	DisplayStation utility shelf, 10 inch wide x 10 inch deep usable area	black powder coat
DS-LSH1416-B	DisplayStation locking shelf 16 inch wide x 14 inch deep	black powder coat



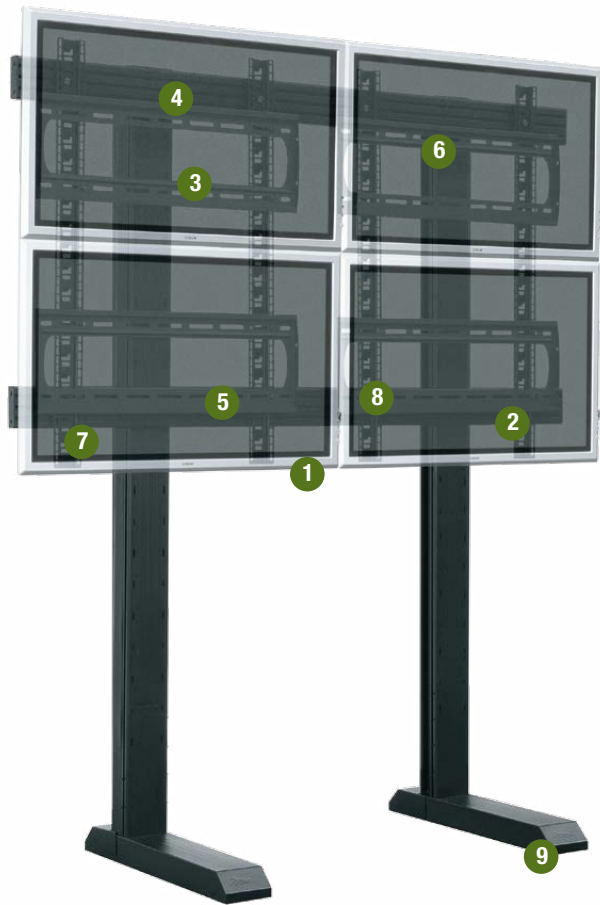
DS-CS108-B



DS-UTS10-B



DS-LSH1416-B



# unparalleled monitor support



The **VisionFrame™ Series** monitor wall is a robust video monitor support system application engineered for unparalleled monitor support.

- Create the combination of monitor and sizes you need
- Unbeatable installation experience
- Minimal assembly required
- 3 week lead time\*
- Vertical and horizontal cable management
- Versatility to mount 10" - 80" screens

\*Shipping time varies; contact us to confirm current time estimate

## Certifications

- ETL Listed in the US and Canada
- RoHS
- GREENGUARD



1 vertical panel mount option



2 vertical multi-mount panel option



3 generous hidden vertical cable management




4 horizontal cable management



5 power strips clip easily to rear beam



6 unique cleat system eliminates measurement and guess work



7 factory pre-assembled mount structure saves field time



8 quick turn custom Screen-Lock™ fasteners for fast assembly



9 heavy duty support can freestand or bolt to floor, and includes levelers



deskmount wall version attaches directly to ViewPoint™ consoles



## To Order

## Middle Atlantic Designer™ Software

Free CAD compatible 3D layout & specification software creates elevations, plan views, and quotes in minutes. Visit [MiddleAtlantic.com](http://MiddleAtlantic.com) to download.



## Design Services Support

For technical questions or design assistance, please contact our Design Services support team at 800-266-7225.



## Surge Protection Device

- Compact surge products are ideal for installation behind flat panel displays, see pg. 174

## Options

Part #	Description
VF-MPV	accessory panel mount
VF-VPM-3	three rackspace rear hanging mount



# power products

Systems require reliable, accessible, safe power distribution.

Our power solutions are U.S. engineered and designed to specifically meet the needs of a broad range of applications including commercial, residential, security and more.





Uninterruptible Power Supplies (UPS)	166 - 167
Horizontal Power Distribution	168 - 175
Vertical Power Distribution	176 - 179
Custom Power	180 - 182
Isolation Transformers	183 - 184
Power Accessories	185 - 187



**Premium** Series UPS Backup Power System

Premium Series UPS Backup Systems are the ideal solution for protecting high end and sensitive electronics. Featuring pure sine wave technology and IP capability.



UPS-2200R

- Pure sine wave technology provides the best power for sensitive devices
- Non-critical load shedding and high capacity batteries extend run time for critical loads
- Fast 4 millisecond transfer time ensures no system disruption or equipment lockup
- Expansion battery pack option - connect up to 10 to a single UPS for extended half-load run times up to 20 hours
- Hot swappable battery for easy service
- Both auto and scheduled shutdown/start-up/reboot to protect servers/workstations from data loss due to power failure
- 3 year warranty
- 2 rackspaces

All Premium Series UPS models offer IP capability either built-in or optionally via UPS-IPCARD. Benefits of IP Capability:

- Real time UPS monitoring, remote management & configuration via web browser or NMS (Network Management System)
- Supports TCP/IP, HTTP/SNMP\*, NTP, DNS and SMTP protocols
- User upgradeable firmware via FTP and security management features included

\*SNMP version 1.0

	Part #	Description	Outlet Controlled	Dimensions	Termination	IP Card Installed
15 Amp	UPS-1000R	1000VA / 750W	Critical/Non-critical Bank	19"W x 3.5"H x 19"D	9' cord w/NEMA 5-15P Plug	No
	UPS-1000R-IP	1000VA / 750W	Critical/Non-critical Bank	19"W x 3.5"H x 19"D	9' cord w/NEMA 5-15P Plug	Yes
	UPS-1000R-8	1000VA / 750W	Individual Outlet	19"W x 3.5"H x 19"D	9' cord w/NEMA 5-15P Plug	No
	UPS-1000R-8IP	1000VA / 750W	Individual Outlet	19"W x 3.5"H x 19"D	9' cord w/NEMA 5-15P Plug	Yes
20 Amp	UPS-2200R	2150VA / 1650W	Critical/Non-critical Bank	19"W x 3.5"H x 19"D	9' cord w/NEMA 5-20P Plug	No
	UPS-2200R-IP	2150VA / 1650W	Critical/Non-critical Bank	19"W x 3.5"H x 19"D	9' cord w/NEMA 5-20P Plug	Yes
	UPS-2200R-8	2150VA / 1650W	Individual Outlet	19"W x 3.5"H x 19"D	9' cord w/NEMA 5-20P Plug	No
	UPS-2200R-8IP	2150VA / 1650W	Individual Outlet	19"W x 3.5"H x 19"D	9' cord w/NEMA 5-20P Plug	Yes
	UPS-2200R-HH	2150VA / 1650W	Critical/Non-critical Bank	19"W x 3.5"H x 19"D	hardwired 36" flex cable input & hardwired output	No
	UPS-EBPR	UPS Expansion Battery Pack	-	-	-	-
	UPS-IPCARD	UPS Network Interface Card	-	-	-	-
UPS-RBP	UPS Replacement Battery Pack	-	-	-	-	



### Select Series UPS Backup Power System

Select Series UPS Backup Systems are a competitively priced option for ensuring uptime of electronic components in the event of a power outage. Select Series UPS models are available in compact form factors when space is at a premium, in capacities to support a wide range of installations. All models are available with web-enabled IP control.

- Value priced
- 1RU models available for one-person installation and space savings
- Remote monitoring and control of power with optional IP card
- Designed for AV and Security applications
- Simulated sine wave output waveform (on battery)
- 8 ms transfer time



front



rear

UPS-S500R

All Select Series UPS models offer IP capability optionally via UPS-IPCARD. Benefits of IP Capability:


- Real time UPS monitoring, remote management & configuration via web browser or NMS (Network Management System)
- Supports TCP/IP, HTTP/SNMP\*, NTP, DNS and SMTP protocols
- User upgradeable firmware via FTP and security management features included

\*SNMP version 1.0

	Part #	Description	Outlet Controlled	Dimensions	Termination	Rackspaces
15 Amp	UPS-S500R	500VA, 120V 60HZ	bank control	17"W x 1.75"H x 8.75"D	10' cord w/NEMA 5-15P Plug	1 space
	UPS-S1000R	1000VA, 120V 60HZ	bank control	17"W x 1.75"H x 15"D	10' cord w/NEMA 5-15P Plug	1 space
	UPS-S1500R	1500VA, 120V 60HZ	bank control	17"W x 3.5"H x 15"D	10' cord w/NEMA 5-15P Plug	2 space
20 Amp	UPS-S2200R	2200VA, 120V 60HZ	bank control	17"W x 3.5"H x 15"D	10' cord w/NEMA 5-20P Plug	2 space
	UPS-SRBP-500	replacement battery pack 500VA	-	-	-	-
	UPS-SRBP-1000	replacement battery pack 1000VA	-	-	-	-
	UPS-SRBP-1500	replacement battery pack 1500VA	-	-	-	-
	UPS-SRBP-2200	replacement battery pack 2200VA	-	-	-	-
	UPS-IPCARD	UPS Network Interface Card	-	-	-	-



compact In-Line models great for one or two outlets



Now with patented Series Protection™!



RLNK-SW415R-SP

RLNK-SW715R-NS

### RackLink™ Networked Power Management System

The RackLink™ Power Management System provides integrators with system monitoring and control and is accessible locally, over the web, and through available apps for iOS and Android™ mobile devices. It is designed to help ensure system reliability and uptime through the use of intuitive setup and operation, pre-emptive problem notification and automatic problem resolution.

- Individual outlet control for up to 8 outlets
- Monitor power and temperature
- Autoping network device diagnostic/utility
- Event logging and notification
- User defined thresholds
- IP and RS-232 connectivity
- Emergency power off with automatic recovery option
- Models available with series surge protection (non-sacrificial, non-degrading)

Part #	Form Factor	Max Load	Rated Load	Surge Protection	Sequencing	# of Outlets		Controlled Dry Contacts	Integrated Web Server
						Total	Controlled		
RLNK-MON115-NS	In-Line Module	15A	12A	Basic	No	1	0	0	Yes
RLNK-MON120-NS	In-Line Module	20A	16A	Basic	No	1	0	0	Yes
RLNK-SW215-NS	In-Line Module	15A	12A	Basic	No	2	1	1	Yes
RLNK-SW220-NS	In-Line Module	20A	16A	Basic	No	2	1	1	Yes
RLNK-SW715R	Rackmount	15A	12A	2-Stage	No	7	5	4	Yes
RLNK-SW715R-NS	Rackmount	15A	12A	Basic	No	7	5	5	Yes
RLNK-SW620R	Rackmount	20A	16A	2-Stage	No	6	4	4	Yes
RLNK-SW620R-NS	Rackmount	20A	16A	Basic	No	6	4	5	Yes
RLNK-SW415R-SP	Half-Rack	15A	12A	Series	Yes	4	4	2	Yes
RLNK-SW815R-SP	Rackmount	15A	12A	Series	Yes	8	8	2	Yes
RLNK-SW820R-SP	Rackmount	20A	16A	Series	Yes	8	8	2	Yes






### Dry Contact Controlled Power, Ideal for Simple Reboot

A simple way to control system or component power. Ideal for rebooting components or providing easy user access to power-down capability.

- Either 2 or 6 contact-closure controlled outlet banks on rear depending on model
- Settings for momentary or maintained control style, normally open or normally closed
- Built-in 2-stage surge suppression with remote notification
- No computer required; use existing control system or remote power switches



Part #	# of Circuits	Amperage	Front Outlets	Rear Outlets		Surge Protection	Cord Length	Chassis Depth	Front Power Switch
				# of Controlled Outlets	# of Non-Controlled Duplex Outlets				
PDC-915R-2	1	15 Amp	1	2	6	Yes, 2-stage w/ remote notification	9'	9"	Yes
PDC-915R-6	1	15 Amp	1	6	2	Yes, 2-stage w/ remote notification	9'	9"	Yes

### 6-Step Sequencing

Power units that feature sequencing allow you to control the order the equipment is powered on & off. This reduces the possibility of circuit overload due to excessive in-rush current. Additionally, powering on amplifiers after source or processing equipment protects speakers from damage.

- Local or remote control with notification
- Adjustable sequencing delays up to 6 second
- Daisy chain up to three units together



Part #	# of Circuits	Amperage	Channels of Sequencing	# of Sequenced Outlets	# of Non-Sequenced Outlets	Surge Protection	Cord Length	Chassis Depth	Front Power Switch
PDS-615R	1	15 Amp	6	6 (1 per channel)	1	No	9'	9"	Yes
PDS-2X315R	2	15 Amp	6	6 (1 per channel)	1	No	9'	9"	Yes
PDS-620R	1	20 Amp	6	6 (1 per channel)	1 (20 Amp)	No	9'	9"	Yes



PD-915R-SP



PD-420R-SP



PD-HW15-SP

### Series Protection™ Power Distribution

Middle Atlantic's Series Protection™ Power Distribution products feature the industry's fastest-responding surge protection technology.

This patented non-degrading protection won't contaminate the system ground, automatically disconnects devices to protect from sustained over and under voltage events and provides automatic recovery after these events to minimize system downtime.

- Engineered with non-sacrificial and non-degrading protection that absorbs surges without contaminating ground
- 100% MOV-free design – offering superior protection
- Automatic recovery – does not require hard reset after an over or under voltage event
- Single circuit, 15A and 20A models available
- Hardwired model available

Part #	Circuits	Rated Load	Spec Grade Output Type	Illuminated Combo Breaker ON/OFF	Outlets			Protection		
					Total	Rear	Front	Surge	Overload	Over/Under Voltage Notification LED
PD-915R-SP	1	15A	Duplex on rear, single on front	Rear (with bar)	9	8	1	Series Protection	supplementary overload protector	Two LEDs. • Over voltage • Under voltage • Default=Off
PD-920R-SP	1	20A	Duplex on rear, single on front	Rear (with bar)	9	8	1			
PD-415R-SP	1	15A	Duplex – rear only	Side (with bar)	4	4	0			
PD-420R-SP	1	20A	Duplex – rear only	Side (with bar)	4	4	0			
PD-HW15-SP	1	15A	Internal J-Box w/ cover & knockout	N/A	N/A	N/A	N/A		None	



### Multi-Mount™ Rackmount Power

Offering the flexibility to place outlets where they are needed, the Multi-Mount™ series incorporates versatile mounting options into its compact design. Features mixed outlet orientation that enables various plug types to be accommodated.

- 15, 20 Amp models available
- Can also be mounted vertically
- Models available with two-stage surge protection and remote notification
- 3-step sequencing models feature 6 sequenced outlets (2 per channel) and 10 non-sequenced outlets



Sequenced

	Part #	# of Circuits	Channels of Sequencing	Front Outlets	Rear Outlets	Surge Protection	Cord Length	Front Power Switch
15 Amp	PDS-1615R	1	3	6 sequenced (2 per channel)	10	Yes, 2-stage w/remote notification	9'	–
	PD-1815R-RN	1	–	9	9	Yes, 2-stage w/remote notification	9'	–
	PD-2015R-NS	1	–	10	10	No	9'	–
	PD-2015R-HH-NS	1	–	10	10	No	9'	illuminated switch/combo breaker for front 10 outlets only
20 Amp	PDS-1620R-NS	1	3	6 sequenced (2 per channel)	10	No	9'	–
	PD-1820R-RN	1	–	9	9	Yes, 2-stage w/remote notification	9'	–
	PD-2020R-NS	1	–	10	10	No	9'	–



PD-815RA-PL



PD-915R



PD-920RC-20



PD-920R-NS

### PD Series Rackmount Power

Middle Atlantic Products' suite of robust and flexible power products allow you to choose the power distribution product that is the perfect fit for each application.

- Line to neutral surge protection
- 15 and 20 Amp models
- 9" chassis depth

	Part #	# of Circuits	Front Outlets	Rear Outlets	Surge Protection	Finish	Cord Length	LED Light Options	Front Power Switch	Outlet Orientation
15 Amp	PD-915R-PL	1	1 (15 Amp)	8	Yes	powder coat	9'	–	No	horizontal
	PD-815R-PL	1	–	8	Yes	powder coat	9'	–	No	horizontal
	PD-815RA-PL	1	–	8	Yes	brushed & anodized	9'	–	No	horizontal
	PD-915RV-RN	1	1 (15 Amp)	8	Yes, 2-stage w/ remote notification	powder coat	9'	front & rear	Yes	vertical
	PD-915R	1	1 (15 Amp)	8	Yes	powder coat	9'	–	Yes	horizontal
	PD-915RC-20	1	1 (15 Amp)	8	Yes	powder coat	20'	–	Yes	horizontal
20 Amp	PD-920R	1	1 (15 Amp)	8	Yes	powder coat	9'	–	Yes	horizontal
	PD-920RC-20	1	1 (15 Amp)	8	Yes	powder coat	20'	–	Yes	horizontal
	PD-920R-NS	1	1 (15 Amp)	8	No	powder coat	9'	–	Yes	horizontal





### PDLT Series Rackmount Power and Lighting

These power distribution units feature a push and pop out LED light for evenly distributed illumination of the rackmounted components below.

- Adjustable brightness
- Finish options to match Middle Atlantic accessories



Part #	# of circuits	Amperage	Rear Outlets	Surge Protection	Cord Length	Chassis depth	Finish
PDLT-815RV-RN	1	15 Amp	8	Yes, 2-stage with remote notification	9'	13-1/2"	black powder coat
PDLT-815RVA	1	15 Amp	8	Yes	9'	13-1/2"	black brushed and anodized

### PowerCool™ Series Power & Cooling Solution in One

These power distribution units provides integrated rackmount power distribution and cooling solution in convenient one rackspace package.

- Blower exhausts 50 CFM while providing high static pressure to maintain airflow
- Thermal sensing with proportional blower speed
- Multi-stage surge protection with surge status notification
- Ultra quiet operation (max sound level 29 dB) with a unique space saving design
- Multiple models for residential and commercial applications
- Key-lock switch model for additional security




Part #	Racking Height	Description	Rated Amperage	Total #of Outlets	Free Air Rating
PDCOOL-1015RA	1-3/4" (1 rackspace)	black brushed and anodized	15A	10	50 CFM
PDCOOL-1115R	1-3/4" (1 rackspace)	front convenience outlet, flat black	15A	11	50 CFM
PDCOOL-1120R	1-3/4" (1 rackspace)	front convenience outlet, flat black	20A	11	50 CFM
PDCOOL-1020RK	1-3/4" (1 rackspace)	front key switch, flat black	20A	10	50 CFM



### Compact Surge Devices

Designed to provide protection where space is at a premium, Compact Surge Protection units are ideal for installation behind flat panel displays.



PD-28-SP

### Series Protection™ Compact Surge Device

Series Protection™ Compact Surge products offer the same industry leading fast response technology in the most compact stand alone device in the industry.

- Engineered with non-sacrificial and non-degrading protection that absorbs surges without contaminating ground
- Safeguards against both over and under voltage events
- Features automatic recovery – does not require hard reset after a surge event



Part #	Circuits	Rated Load	Input Type	Output Type	ComboBreaker ON/OFF	Protection			
						Surge	Overload	Over/Under Voltage Notification LED	Power On LED
PD-28-SP	1	8A	detachable cord (IEC inlet)	NEMA 5-15R	Yes	Series Protection	supplementary overload protector	Yes	Yes



2-Stage Compact Surge Device

MOV protected Compact Surge products offer the industry's most compact Line-to-Neutral stand alone surge protection device.

- Two stage technology for enhanced surge protection
- Safeguards against both over and under voltage events
- Deflects surge events to neutral without contaminating ground



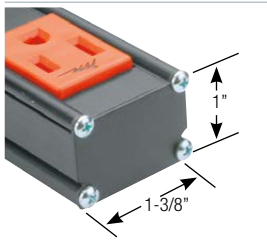
PD-215

Part #	Circuits	Rated Load	Input Type	Output Type	ComboBreaker ON/OFF	Protection			
						Surge	Overload	Over/Under Voltage Notification LED	Power On LED
PD-215	1	12A	detachable cord (IEC inlet)	NEMA 5-15R	Yes	MOV	supplementary overload protector	Yes	Yes

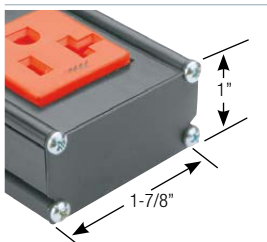


### PDT Strips for Every Rack System

PDT Series Low Profile Power Strips take up minimal space inside a rack and feature a unique design that allows for isolated ground configurability. Dual circuit models can be configured to operate as a single circuit and all models are factory assembled for easy installation.



PTD 15 Amp dimensions



PTD 20 Amp dimensions

- Unique design allows field configurability for 1-2 circuits or isolated ground (hardwired models only)
- Slim profile from 6-20 outlets uses a minimum of space
- Easy clip mounting for faster install
- Outlets are spaced to provide enough room for plug-in power supplies

- Hardwired top feed models with J-Box on the top of the power strip, available to meet code requirements in select areas
- 15 Amp models are prewired with 12-gauge wiring and can be attached to a 20 Amp branch circuit
- Surge-protected models include LEDs for convenient local status indication, and also have dry contact closure for remote status notification
- Metered models include high-visibility red LED display; indicates current to tenths of Amps

#### corded



PDT-615C



PDT-1415C-NS

#### hardwired



PDT-2X615S



PDT-2X820






Product Information

		Part #	Chassis Length	Chassis Width	# of Outlets	Cord Length w/ Termination	Outlet Type	Protection	Local Meter
Corded	15 Amp	PDT-615C	30"	1-3/8"	6	9' cord w/ NEMA 5-15P plug	5-15R	single stage surge, EMI, circuit breaker	No
		PDT-615C-NS	30"	1-3/8"	6	9' cord w/ NEMA 5-15P plug	5-15R	circuit breaker only	No
		PDT-1015C-RN	37-3/4"	1-3/8"	10	9' cord w/ NEMA 5-15P plug	5-15R	2-stage surge w/ remote notification & circuit breaker	No
		PDT-1015C-NS	37-3/4"	1-3/8"	10	9' cord w/ NEMA 5-15P plug	5-15R	circuit breaker only	No
		PDT-1015C-NS20	37-3/4"	1-3/8"	10	20' cord w/ NEMA 5-15P plug	5-15R	circuit breaker only	No
		PDT-1015C-M-NS	37-3/4"	1-3/8"	10	9' cord w/ NEMA 5-15P plug	5-15R	circuit breaker only	Yes
		PDT-1415C	60"	1-3/8"	14	9' cord w/ NEMA 5-15P plug	5-15R	single stage surge, EMI, circuit breaker	No
		PDT-1415C-NS	60"	1-3/8"	14	9' cord w/ NEMA 5-15P plug	5-15R	circuit breaker only	No
		PDT-1615C-NS	33-1/2"	1-3/8"	16	9' cord w/ NEMA 5-15P plug	5-15R	circuit breaker only	No
		PDT-2015C-RN	72-3/4"	1-3/8"	20	9' cord w/ NEMA 5-15P plug	5-15R	2-stage surge w/remote notification & circuit breaker	No
PDT-2015C-NS	72-3/4"	1-3/8"	20	9' cord w/ NEMA 5-15P plug	5-15R	circuit breaker only	No		
PDT-2015C-M-NS	72-3/4"	1-3/8"	20	9' cord w/ NEMA 5-15P plug	5-15R	circuit breaker only	Yes		
Corded	20 Amp	PDT-620C-NS	30"	1-7/8"	6	9' cord w/ NEMA 5-20P plug	5-20R	circuit breaker only	No
		PDT-1020C-NS	37-3/4"	1-7/8"	10	9' cord w/ NEMA 5-20P plug	5-20R	circuit breaker only	No
		PDT-1220C-NS	60"	1-7/8"	12	9' cord w/ NEMA 5-20P plug	5-20R	circuit breaker only	No
		PDT-1620C-NS	33-1/2"	1-7/8"	16	9' cord w/ NEMA 5-20P plug	5-20R	circuit breaker only	No
		PDT-2020C-NS	72-3/4"	1-7/8"	20	9' cord w/ NEMA 5-20P plug	5-20R	circuit breaker only	No
		PDT-2020C-RN	72-3/4"	1-7/8"	20	9' cord w/ NEMA 5-20P plug	5-20R	2-stage surge w/remote notification & circuit breaker	No
		PDT-2020C-M-NS	72-3/4"	1-7/8"	20	9' cord w/ NEMA 5-20P plug	5-20R	circuit breaker only	Yes
		PDT-2020TL-NS	72-3/4"	1-7/8"	20	9' cord w/ NEMA L5-20P plug	5-20R	circuit breaker only	No
PDT-2020TL-M-NS	72-3/4"	1-7/8"	20	9' cord w/ NEMA L5-20P plug	5-20R	circuit breaker only	Yes		

		Part #	# of Circuits	# of Outlets	Chassis Length	Chassis Width	Termination	J-Box Size L x W x H	Outlet Type	Wire Gauge	Isolated (Technical) Ground
Hardwired	15 Amp	PDT-2X615S	2	12	30"	1-3/8"	J-Box	4" x 2.58" x 2.1"	5-15R	12	Field Configurable
		PDT-2X815	2	16	60"	1-3/8"	J-Box	4" x 2.58" x 2.1"	5-15R	12	Field Configurable
		PDT-2X1015	2	20	72-3/4"	1-3/8"	J-Box	4" x 2.58" x 2.1"	5-15R	12	Field Configurable
		PDT-2X1015S	2	20	72-3/4"	1-3/8"	small J-Box	3.5" x 1.56" x 2.1"	5-15R	12	Field Configurable
		PDT-2X1015T	2	20	72-3/4"	1-3/8"	J-Box	4" x 2.58" x 2.1"	5-15R	12	Field Configurable
		PDT-2X1015TS	2	20	72-3/4"	1-3/8"	small J-Box	3.5" x 1.56" x 2.1"	5-15R	12	Field Configurable
	20 Amp	PDT-2X320	2	6	30"	1-7/8"	J-Box	4" x 3.5" x 2.1"	5-20R	12	Field Configurable
		PDT-2X520	2	10	44"	1-7/8"	J-Box	4" x 3.5" x 2.1"	5-20R	12	Field Configurable
		PDT-2X820	2	16	60"	1-7/8"	J-Box	4" x 3.5" x 2.1"	5-20R	12	Field Configurable
		PDT-2X1020	2	20	72-3/4"	1-7/8"	J-Box	4" x 3.5" x 2.1"	5-20R	12	Field Configurable
PDT-2X1020S		2	20	72-3/4"	1-7/8"	small J-Box	3.5" x 2.1" x 2.1"	5-20R	12	Field Configurable	
PDT-2X1020T		2	20	72-3/4"	1-7/8"	J-Box	4" x 3.5" x 2.1"	5-20R	12	Field Configurable	
PDT-2X1020TS	2	20	72-3/4"	1-7/8"	small J-Box	3.5" x 2.1" x 2.1"	5-20R	12	Field Configurable		



### PD Slim Series High Density Strips

A slim profile option for simpler power requirements.

- Single circuit
- 15 and 20 Amp models available



PD-715SC-NS



PD-2420SC-NS

	Part #	Chassis Width	# of Outlets	Chassis Length	Cord Length w/ Termination	Protection
15 Amp	PD-715SC-NS	1-5/8"	7	13"	10' cord w/ NEMA 5-15P plug	circuit breaker only
	PD-815SC	1-5/8"	8	18"	10' cord w/ NEMA 5-15P plug	surge & circuit breaker
	PD-815SC-20	1-5/8"	8	18"	20' cord w/ NEMA 5-15P plug	surge & circuit breaker
	PD-815SC-NS	1-5/8"	8	18"	10' cord w/ NEMA 5-15P plug	circuit breaker only
	PD-815SC-PBSH**	1-5/8"	8	18"	10' cord w/ NEMA 5-15P plug	surge & circuit breaker
	PD-2415SC	1-5/8"	24	60"	10' cord w/ NEMA 5-15P plug	surge & circuit breaker
	PD-2415SC-NS	1-5/8"	24	60"	10' cord w/ NEMA 5-20P plug	circuit breaker only
20 Amp	PD-2420SC-NS	1-5/8"	24*	60"	10' cord w/ NEMA 5-20P plug	circuit breaker only

\*\*Also fits on rear edge of RSH, RC, and CAP rackselves

### PD High Amp Power Distribution Strip

2 independent 15 Amp circuits fed by one 30 Amp branch circuit.



PD-2X1215TL-30CB

- 6 duplexes per circuit, for a total of 24 outlets
- Dual circuit breakers with lock-out pin to prevent tampering
- Outlets are color coded to indicate circuits

	Part #	Chassis Width	# of Circuits	# of Outlets	Chassis Length	Cord Length w/ Termination	Protection
15 Amp	PD-2X1215TL-30CB	2-1/2"	2	2	56-1/2"	9' cord w/ NEMA L5-30P plug	circuit breaker only



## Pre-Configured MPR Series Power Distribution

Designed to save installation time, the factory-assembled MPR raceways utilize six power modules. These twelve outlet vertical strips connect to one or two 20 Amp circuits\* and feed six 20 Amp duplexes (12 outlets).

- Each duplex can be independently controlled with the USC-6R Universal Sequencing Controller, or with any other sequencing controller that provides a maintained switch closure output
- 56" long, terminated in an integral junction box

prepopulated with modules



PCR-2X320A

Part #	Circuit*	Termination	Overall Length
PCR6	20 Amp (1)	J-Box	56"
PCR-2X320A	20 Amp (2)	J-Box	56"

\*capable of up to 6 circuits when used with additional T Series tails.

Configure it yourself:  
see pg. 178



# custom power solution



Design and build an ETL-Listed custom power solution by mixing and matching components ideal for the system's individual power requirements with the **MPR Series**. Featuring the broadest selection of circuit and control options interconnected via a proprietary pre-terminated system.

## choose modular power raceways



- Lightweight raceway with versatile back-mount support clip
- Open design for easy module installation



MPR-3A

Part #	Chassis Length	Useable Module Mounting Space Using Integral J-Box	Useable Module Mounting Space Using Optional J-Box
MPR-3A	32"	24"	32"
MPR-6A	56"	48"	56"
MPR-8A	72"	64"	72"
MPR-9A	80"	72"	80"

## or stand-alone modules

- Fast, flexible solution to many installation challenges
- Ready to use with attached power cord



FC-4-1CA

Part #	Description
RLM-15-1CA	15A controlled module, 9' cord
RLM-20-1CA	20A controlled module, 9' cord
RLM30-L520-1	20A controlled module, 12 volt DC (Twistlock receptacles)
RLM30-L530-1	30A controlled module, 9' cord (Twistlock receptacles)
FC-4-1CA	thermostatic fan control [(4) 1-15R receptacles], 9'cord
FC-2-215-1CA	thermostatic fan control (2) 1-15R fan receptacles, (2) 5-15R always on fan receptacles], 9' cord
MPR-SEQ-1CA	6 step sequence controller, contact closure control, 9' cord

## choose controlled modules

Now available Series Protection™



- The industry's only ETL Listed off-the-shelf configurable power strip to offer modules with Series type surge suppression
- Dry contact controlled outlets



RLM-20A-SP

Part #	Module Size	Description
RLM-15A	8"	15A controlled module
RLM-15A-SP	8"	15A controlled module w/ Series Protection™
RLM-20A	8"	20A controlled module
RLM-20A-SP	8"	20A controlled module w/ Series Protection™
RLM-20IGA	8"	20A isolated ground controlled module
RLM-30TL-HWIGA	8"	30A controlled module, contact closure control
FC-4A	8"	thermostatic fan control module [(4) 1-15R fan receptacles]
MPR-SEQA	8"	6 step sequencing controller, contact closure control

## or always on modules

Now available Series Protection™

- Multiple outlet configurations available with ground options
- Models with Series Protection™ now available



M-15A-SP

Part #	Module Size	Description	Part #	Module Size	Description
M-15A	4"	15A duplex module	M-2X20A	8"	20A double duplex module
M-15A-SP	4"	15A duplex module w/ Series Protection™	M-2X20IGA	8"	20A double duplex isolated ground module
M-20A	4"	20A duplex module	M-15IECA	4"	15A 3-gang IEC module
M-20A-SP	4"	20A duplex module w/ Series Protection™	M-20IECA	4"	20A 1-gang IEC module
M-20IGA	4"	20A duplex isolated ground module	M-20TL-HWA	4"	20A twist lock L5-20R (hardwired only)
M-2X15A	8"	15A double duplex module	M-30TL-HWA	4"	30A twist lock L5-20R (hardwired only)





## choose blank covers

STEP 3

- Blank cover for MPR raceway position



MPR-BL8A

Part #	Module Size	Description
MPR-BL2A	2"	sold in packs of two
MPR-BL4A	4"	sold individually
MPR-BL8A	8"	sold individually

## or junction boxes

- Optional J-box fits on end of MPR raceway
- Equipped w/electrical knockouts



MPR-JB663A

Part #	Description
MPR-JB663A	optional 6" x 6" x 3" J-Box
MPR-JB843A	optional 8" x 4" x 3" J-Box
MPR-JB853A	optional 8" x 5" x 3" J-Box
MPR-JB863A	optional 8" x 6" x 3" J-Box

## or module accessories

- Ground wires with ring terminals (one end) simplifies attachment of multiple ground wires to a supplemental grounding stud
- MPR-SS transient voltage surge suppressor provides protection for MPR Series modules when mounted in raceways

Part #	Description
G-8X10	ten 8" ground wires
MPR-SS	MPR surge suppressor, single circuit



MPR-SS

## choose module connections

STEP 4

- Jumpers (J) interconnect power modules, providing AC power to all modules on the same circuit
- Tails (T) connect incoming power to a single circuit within a raceway
- Master/slave jumpers (JMS) control M Series basic modules by advancing the RLM Series on the same circuit
- 6 packs



T-80X6


Part #	Jumper Length	Termination
J-12X6	12"	connector on each end
J-24X6	24"	connector on each end
J-72X6	72"	connector on each end
T-24X6	24"	connector on one end, tails on the other
T-80X6	80"	connector on one end, tails on the other
JMS-12X6	12"	connector on one end, connector plus push-on terminal on the other

Want Middle Atlantic to build it for you?  
Call us at 800-266-7225

Want a pre-configured MPR power strip?  
See pg. 177



Example showing 6 circuits and other choices with junction box on top



### PDW Series Multi-Circuit, High Capacity Power Distribution

Custom power made to your specifications and shipped within 4 days.

- Large standard capacity: up to twenty 15A or 20A circuits, or up to eight 30A circuits
- Custom lengths up to 84"
- Mix circuit types on one strip
- Choose outlet color and orientation, ground type (including individual or common conductors), and termination
- Custom tail lengths
- Specify your circuit numbers for permanent laser markings
- 15 Amp, 20 Amp, 30 Amp and IEC receptacles available

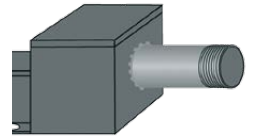
Available termination choices include:



1. Flexible custom length greenfield conduit



2. Junction Box



3. Or pipe nipple termination

Additional sized boxes and adapters available

Visit our website to configure or call customer service

Part #	Circuit	Termination	# of Outlets	OD Length
PDW-12X220J	20 Amp (20)	J-Box	24	61-1/2"
<b>Preconfigured models available</b>				



### IsoCenter™ Rackmount Isolation Transformer & Load Center System

High efficiency toroidal transformer – greater than 98%

- Integrated load center with four 20A circuits, all on the same phase
- Optional 100,000 Amp 2-stage surge and spike protection
- Patented “soft start” technology to allow safe turn on without tripping breakers
- Eighteen receptacles for load distribution
- Input voltage monitoring with auto shutdown functions
- 208V or 240V (depending on model) input voltage, single phase



ISOCTR-5R-240-NS and ISOCTR-5R-208-NS

Part #	Capacity	Input Voltage	Surge Protected	Sequencing	Remote Branch Circuit Extension	Safety Ground Monitoring	Ground Sense Technology	Load Current Metering	Racking Height	Depth	Rear Mounting Range	Termination	Finish
ISOCTR-5R-240-2	5kVA	240V	100,000 Amps	-	Yes	-	-	-	7" (4 space)	14-3/8"	17-3/8" - 24-3/8"	NEMA L6-30P	black powder coat
ISOCTR-5R-208-2	5kVA	208V	100,000 Amps	-	Yes	-	-	-	7" (4 space)	14-3/8"	17-3/8" - 24-3/8"	NEMA L6-30P	black powder coat
ISOCTR-5R-240-NS	5kVA	240V	-	-	-	-	-	-	7" (4 space)	14-3/8"	17-3/8" - 24-3/8"	NEMA L6-30P	black powder coat
ISOCTR-5R-208-NS	5kVA	208V	-	-	-	-	-	-	7" (4 space)	14-3/8"	17-3/8" - 24-3/8"	NEMA L6-30P	black powder coat

### PowerCore™ Models

Integrated & adjustable branch circuit sequencing.

- Integrated & adjustable branch circuit sequencing
- Safety ground current monitoring with automatic shutdown for system and life safety protection
- Patented “soft start” technology to allow safe turn on without tripping breakers
- Remote dry-contact control of power functions, cycling, and resets
- Enhanced aesthetics for high profile installations



EP-CORE-5R-240

Part #	Capacity	Input Voltage	Surge Protected	Sequencing	Remote Branch Circuit Extension	Safety Ground Monitoring	Ground Sense Technology	Load Current Metering	Racking Height	Depth	Rear Mounting Range	Termination	Finish
EP-CORE-5R-240	5kVA	240V	100,000 Amps	Yes	Yes	Yes	Yes	Yes	10-1/2" (6 space)	16-3/4"	17-1/2"-25-3/4"	NEMA L6-30P	designer inspired milled black brushed and anodized
EP-CORE-5R-208	5kVA	208V	100,000 Amps	Yes	Yes	Yes	Yes	Yes	10-1/2" (6 space)	16-3/4"	17-1/2"-25-3/4"	NEMA L6-30P	designer inspired milled black brushed and anodized



EP-CORE-25-240

### PowerCore™ Isolation Transformers

Eliminate the need for expensive rackmount surge and spike protection and power conditioners with the solution that also helps eliminate most common causes of hum and buzz, helps remove ground loop problems and prevents most control system reboots and lockups.

- 10, 15, 25 kVA capacity available
- Includes surge protection & filtering
- Free standing unit

Part #	Description	Inputs
EP-CORE-25-240	25kVA, PowerCore with Surge Protection and Filtering	240
EP-CORE-25-208		208
EP-CORE-15-240	15kVA, PowerCore with Surge Protection and Filtering	240
EP-CORE-15-208		208
EP-CORE-10-240	10kVA, PowerCore with Surge Protection and Filtering	240
EP-CORE-10-208		208



CORE-25-240-U2

### PowerCore™ Isolation Transformer with Integrated UPS

Centrally located hardwired UPS units back up branch circuits to replace local UPS units.

- Centrally located hardwired UPS units back up branch circuits to replace local UPS units
- Remote IP outlet monitoring and control allows web-based troubleshooting and rebooting of specific devices
- System-wide surge and spike protection is built in
- All branch circuits are same-phase
- System is expandable and can be tailored to have the needed backed-up circuits & runtimes

Call for modification and custom requests

Part #	Capacity	2200VA UPS Qty/ Backed Branch Circuits	Dimensions H x W x D
CORE-10-240-U1	10kVA	1	59" x 22" x 26"
CORE-10-240-U2	10kVA	2	59" x 22" x 26"
CORE-15-240-U1	15kVA	1	74" x 22" x 26"
CORE-15-240-U2	15kVA	2	74" x 22" x 26"
CORE-15-240-U3	15kVA	3	74" x 22" x 26"
CORE-25-240-U1	25kVA	1	74" x 22" x 26"
CORE-25-240-U2	25kVA	2	74" x 22" x 26"
CORE-25-240-U3	25kVA	3	74" x 22" x 26"
CORE-25-240-U4	25kVA	4	74" x 22" x 26"





## IEC Power Cords

Simplify the system's power cord management by replacing excess bundles with IEC power cords. Purpose-length power cords free up space to give the rack better organization and less-impeded airflow.

### SignalSAFE™ IEC Power Cords

- Featuring tightly twisted conductors to reduce the effects of AC magnetic fields, allowing closer integration of power and signal cables
- Sold in packs of 4, 20 and 100
- Straight and angled plugs



6" to 48"

6" Length Part # **	12" Length Part # **	18" Length Part # **	24" Length Part # **	36" Length Part # **	48" Length Part # **	Plug Type	Cord Stripe color	Wire Gauge	Qty.
IEC-6X4	IEC-12X4	IEC-18X4	IEC-24X4	IEC-36X4	-	Straight	Blue	14	4
IEC-6X20	IEC-12X20	IEC-18X20	IEC-24X20	IEC-36X20	IEC-48X20	Straight	Blue	14	20
IEC-6X20-RED	IEC-12X20-RED	IEC-18X20-RED	IEC-24X20-RED	IEC-36X20-RED	IEC-48X20-RED	Straight	Red	14	20
IEC-6X100	IEC-12X100	IEC-18X100	IEC-24X100	IEC-36X100	IEC-48X100	Straight	Blue	14	100
IEC-6X20-90L	IEC-12X20-90L	IEC-18X20-90L	IEC-24X20-90L	IEC-36X20-90L	IEC-48X20-90L	Low-Profile Left Hand	Blue	14	20
IEC-6X20-90R	IEC-12X20-90R	IEC-18X20-90R	IEC-24X20-90R	IEC-36X20-90R	IEC-48X20-90R	Low-Profile Right Hand	Blue	14	20
IEC-6X20SC*	IEC-12X20SC*	IEC-18X20SC*	IEC-24X20SC*	IEC-36X20SC*	IEC-48X20SC*	Straight	Blue	18	20

\* Denotes cable/satellite cord. \*\* Length refers to the cord only, and does not include the connectors.

### Economy IEC Power Cords

- Competitive price, with trusted Middle Atlantic quality
- Designed and packaged for Integrator convenience
- The widest selection of IEC cord lengths in the AV industry
- Industry-standard 18 AWG conductors with 10A max current rating



6" to 72"

6" Length Part #	12" Length Part #	18" Length Part #	24" Length Part #	72" Length Part #	Plug Type	Connector Type	Wire Gauge	Qty.
-	S-IEC-12X6	S-IEC-18X6	S-IEC-24X6	-	Straight	IEC 60320-1/C13	18	6
-	S-IEC-12X20	S-IEC-18X20	S-IEC-24X20	-	Straight	IEC 60320-1/C13	18	20
S-IEC-6X100	S-IEC-12X100	S-IEC-18X100	S-IEC-24X100	S-IEC-72X100	Straight	IEC 60320-1/C13	18	100



USC-6R

### Sequencing Controller for Contact Closure - Triggered Devices

Rackmount USC-6R provides six-step sequencing to any AC power distribution system that can be controlled by low voltage switch closure.

- Sequencing may be initiated locally via convenient front panel switch or remotely by any momentary contact closure switch (single pole, double throw, center off)
- Interval delay selector of 1, 3 or 6 seconds between steps and four different start delay settings to allow up to three USC-6R units to be interconnected to operate as a single, 18-step unit

Part #	Description	Steps	Control Options	Interval Delay
USC-6R	rackmount sequencing controller	6 individually sequenced	contact closure	1, 3, or 6 seconds



RPS

### RPS Series, Remote Power Control

The Remote Power Switch allows complete 15 Amps systems to be powered on and off without the need to access equipment. Mounts in the face of select racks, single space panel or UCP Series Universal Connector Panel.

- Switch and keylock models available
- Fits in any Decora® device opening



RPS-KEY

Part #	Description
RPS	15 Amp remote power switch
RPS-K	15 Amp remote power switch, keylocked
RPS-KEY	additional set of 2 keys

UL File #: E232496 UL Standard #: 244A: Appliance Controls 120 VAC, 15 Amps, 60 Hz



### Copper Bus Bars

Copper bus bars are 1/8" thick and threaded 10-32.

- Various heights and widths available
- Supplied mounting hardware includes nylon isolation washers, bolts and nuts

Part #	Racking Height	Width	Qty
BB-5254-1	79"	1"	1 bar
BB-44-1	77" (44 space)	1"	1 bar
BB-40	70" (40 space)	2"	1 bar
BB-12	21" (12 space)	2"	1 bar



BB-12

For additional grounding & bonding accessories, see the following products:

Isolation Leveling Feet	pg. 47
Spike, Rack Bonding Kits	pg. 242
Rack Ground Isolation Kits	pg. 244
Electrical Isolation Knockout Panel	pg. 244

### Remote Switches

Remote switch options include a switch or key to initiate up/down sequencing remotely.

- Wall plate and Decora® mount switches available
- LED indicators on some models

Part #	Description	Controls
USC-SWL	remote wall plate switch with LED status indicators	USC-6R
USC-KL	remote wall plate keyswitch with LED status indicators	USC-6R
USC-SW	remote wall plate switch (no LEDs)	MPR-SEQA MPR-SEQ-1CA PDS Series USC-6R
USC-K	remote wall plate keyswitch (no LEDs)	
K-DEC*	remote Decora® mount keyswitch (no LEDs)	
S-DEC*	remote Decora® mount switch (no LEDs)	
USC-KEY	additional set of keys for USC-KL or K-DEC	—

\*mounts ONLY in Middle Atlantic Products Decora® openings (panels and racks).



USC-K



S-DEC

### Power Mounting Brackets

PB-90 bracket orients power outlets on any vertical power strip to the front or back of the enclosure.

- Allows mounting of power strips alongside mounted equipment in wider WRK Series racks
- Use PB-5A brackets to mount Middle Atlantic Products power strips in AXS, Slim 5, RL, RLA and MK Series racks, or to the rackrail of any rack
- To mount power strips in the SR & DWR Series wall racks, use PB-DWR brackets

Part #	Description
PB-90	brackets mount vertical power to face front or back of any rack* (pair)
PB-5A	brackets to mount vertical power strips on rear rackrail (pair)
PB-DWR	brackets to mount vertical power strips in DWR & SR Series wall racks (pair)
PB-XS	bracket mounts PD-815SC and PD-815SC-NS power strips between rackrail

\*Requires LBFR-5A-xx to mount inside Slim 5 or AXS Series Racks



PB-90



PB-XS



Middle Atlantic Products has the best selection of Rack System Accessories in the industry – in stock and ready for immediate shipment.

These great products add the finishing touches to rack installation appearance, but also maximize system utility and play an important role in system reliability and life.

# accessories





All Middle Atlantic Products Accessories are:

- Purpose-designed for the application
- Manufactured to the highest quality standards

Shelves & Storage	190 - 203
Custom Rackshelves	190 - 191
Adjustable & Sliding Shelves	192 - 193
Rackshelves	194 - 197
Media Player & Keyboard Shelves	198 - 199
LCD Rackmounts & Other Shelves	200 - 201
Rackmount Storage	202 - 203
Lever Lock™	206 - 207
Cable Management	210 - 219
Horizontal	210 - 213
Vertical	214
Cable Ducts & Chases	215 - 216
Cable Ladder	217 - 218
Accessories	219

Thermal Management	222 - 227
Rackmount Consoles	228
Lighting	229
Security Options & Covers	230 - 231
Blank & Vent Panels	232 - 239
Connector Panels	237 - 239
Other Hardware & Accessories	240 - 245



### RSH Series Custom Rackshelves

Custom Rackshelves from Middle Atlantic are the first choice of professional installers for mounting and trimming non-rackmount components. With these innovative shelves virtually any component can be installed in a standard 19" enclosure without modification. The result is a neatly-trimmed installation with a perfect fit and no gaps because the shelf is sized for the selected component and the face plate is custom cut to provide a perfect opening.

- 1-2 day lead time
- Assembles easily in minutes
- Includes rear brackets to keep components from sliding backward
- Fully ventilated ears and bottom
- Choice of durable powder coat, brushed or anodized finishes
- Depths are automatically provided in 11-1/2", 14", 15-1/2", 17-1/2", or 20-1/2" styles based on dimensions of your component
- Accepts any component up to 17-3/4" wide
- Perfect fit both looks great and promotes proper thermal management
- Individual custom faces (less rack ears and shelf bottom) are also available
- LCD rackmounts also available
- Works great with rear-mount power like PD-815SC-PBSH on pg. 176

\*Note: Custom faces do not work with standard shelves



RSH



RSH with iPad®; database includes "in-wall" style docks for iPads and Control Systems



- Visit [middleatlantic.com/resources/rsh-lookup.aspx](http://middleatlantic.com/resources/rsh-lookup.aspx)

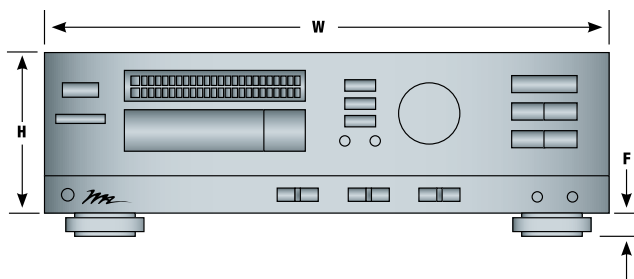


- Search the over 10K components on file

## ordering instructions



- Select your finish and place your order!



If your component is not on file, you can either send it to us for measurement or send us the dimensions as seen in the diagram. Contact customer service for assistance.\*

\*MUST be accurate within 1/32", depth can be within 1/8". The dimensions provided in the component's owner's manual are NOT always accurate. Please measure carefully as RSH units are custom-made and non-returnable.





### Adjustable and Sliding Rackshelves

Middle Atlantic Products offers a wide range of adjustable and sliding shelves to support your project needs. Most models in this section are designed for 4-point mounting and are adjustable to fit a range of rack sizes. Note that unlike lower-quality offerings, Middle Atlantic shelves in this section include heavy-duty models designed with weight capacities up to 200 lbs. for sliding models and 400 lbs. for fixed models.



SS



SSHD-28

#### Sliding Shelf

Sliding shelves allow for easy maintenance of your components right on the shelf, and access to connections and cabling from the front of the rack. Middle Atlantic offers several styles of sliding shelves, including low profile, standard and heavy-duty to meet project needs and budgets.

- Adjustable 4-point mounting to fit in many rack models
- SS and SSHD-28 models include cable tie points at rear of shelf

Part #	Racking Height	Shelf Area	Material	Base	Rear Ear Adjustable Range	Shelf Extension	Weight Capacity
SS	1-2/5" ( less than 1space)	17-1/2"w x 14-3/4"d	black powder coat, steel	solid	15-1/8" – 23-7/16"	14"	50 lbs.
SSL	1-2/5" ( less than 1space)	16-3/4"w x 14"d	black laminate	solid	15-1/8" – 23-7/16"	11-3/8"	35 lbs.
SSHD-28	3-1/2" (2 space)	16-7/8"w x 28"d	black powder coat, steel	vented	21" – 30"	28"	200 lbs.



VDS



AS3-22

#### Adjustable Rackshelf

These vented 4-point mounting shelves were designed specifically for heavy equipment and adjust to allow 4-point mounting in many available rack depths.

- Partially vented bottoms to allow some cooling airflow
- Weight capacity up to 300 lbs., depending on model
- Steel construction with durable powder coat finish

Part #	Racking Height	Shelf Area	Weight Capacity
VDS	3-1/2" (2 rackspace)	17-3/8"w x 25-1/2"d	100 lbs.
AS3-22	5-1/4" (3 rackspace)	17-3/8"w x 21-1/2"d	300 lbs.





### Heavy-Duty VTR/CPU Sliding Shelf

This full extension lockout shelf system was designed to hold VTRs in Broadcast applications, but can hold any similar equipment where access for maintenance or use is desired.

- Mounting ears are pre-installed for quick installation
- Adjustable 4-point mounting to fit in many rack models
- Optional front cover panel

Part #	Racking Height	Description	Area	Rear Ear Adjustable Range	Weight Capacity
SS4-23VTR	7" (4 space)	sliding shelf	15-7/8" x 23"d	12-1/2" – 29"	75 lbs.
SS5-23VTR	8-3/4" (5 space)	sliding shelf	15-7/8" x 23"d	12-1/2" – 29"	75 lbs.
SS-VTR-CVR4	7" (4 space)	removable cover			
SS-VTR-CVR5	8-3/4" (5 space)	removable cover			



### Telescoping Heavy-Duty Rackshelf

Unlike standard adjustable shelves, the entire VSA Series shelf telescopes to reach rear rail.

- 4-point mounting for a high 400 lb. weight capacity
- Fully vented bottoms with cable management tie points
- Steel construction with durable powder coat finish

Part #	Racking Height	Overall Depth	Weight Capacity
VSA-1626	1-1/2" (less than 1 rackspace)	17.25"w x 16" (min.) to 26" (max) d	400 lbs.
VSA-2744	1-1/2" (less than 1 rackspace)	17.25"w x 27" (min.) to 44" (max) d	400 lbs.






### Rackshelves

Middle Atlantic Products offers a wide range of adjustable and sliding shelves to support your project needs. Note that unlike lower-quality offerings, Middle Atlantic shelves in this section include heavy-duty models designed with weight capacities up to 200 lbs. for sliding models and 400 lbs. for fixed models.

- Choice of solid bottom and fully vented shelves
- Choice of ready-to-use and ready-to-assemble models
- Choice of models that accept optional clamps, or have clamps included
- Some popular models are available in Contractor packs
- All types are finished in a durable black powder coat



U1



U2V



U317



Contractor Pack sample

### Utility Shelves

Utility shelves are a workhorse of installation, able to hold a wide range of equipment needed in the rack. Some models are also available in Contractor packs to save space and reduce packaging waste.

- Choice of solid bottom and fully vented shelves
- Choice of ready-to-use and ready-to-assemble models
- Choice of models that accept optional clamps, or have clamps included
- Some popular models are available in Contractor packs
- All types are finished in a durable black powder coat

Solid Part #	Vented Part #	Racking Height	Overall Depth	Useable Depth	Weight Capacity
U1	U1V	1-3/4" (1 rackspace)	10-3/4"	10-1/16"	35 lbs.
U2	U2V	3-1/2" (2 rackspace)	14-9/16"	14-3/8"	50 lbs.
U3	U3V	5-1/4" (3 rackspace)	14-9/16"	14-3/8"	70 lbs.
	U317*	5-1/4" (3 rackspace)	14-9/16"	14-3/8"	70 lbs.
U4	U4V	7" (4 rackspace)	15-1/2"	15-5/16"	85 lbs.

\*partially vented, see image

### Contractor and Master Packs

Contractor/master packs make storage and selection easy.

Part #	Type	Pack	Racking Height	Qty
U1-RP12	solid	contractor	1-3/4" (1 rackspace)	12
U2-RP6	solid	contractor	3-1/2" (2 rackspace)	6
U1MP	solid	master	1-3/4" (1 rackspace)	50
U2MP	solid	master	3-1/2" (2 rackspace)	50
U3MP	solid	master	5-1/4" (3 rackspace)	36
U1V-4	vented	contractor	1-3/4" (1 rackspace)	4
U2V-4	vented	contractor	3-1/2" (2 rackspace)	4
U3V-4	vented	contractor	5-1/4" (3 rackspace)	4
U4V-4	vented	contractor	7" (4 rackspace)	4



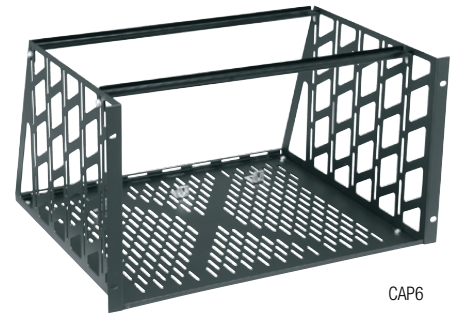
## Clamping Rackshelves

Clamping shelves captivate components with rubber-lined clamps from the top and adjustable rear brackets.

- Vented bottom
- UL Listed

Part #	Type	Racking Height	Clamp Height Range	Weight Capacity
CAP5	all ready-to-assemble	8-3/4" (5 rackspace)	6-3/8"-8-1/8"	100 lbs.
CAP6	all ready-to-assemble	10-1/2" (6 rackspace)	8"-9-7/8"	100 lbs.
CAP7	all ready-to-assemble	12-1/4" (7 rackspace)	9-3/4"-11-5/8"	100 lbs.
CAP8	all ready-to-assemble	14" (8 rackspace)	11-1/2"-13-3/8"	100 lbs.
RC-2	all assembled	3-1/2" (2 rackspace)	1"-2-3/4"	50 lbs.
RC-3	all assembled	5-1/4" (3 rackspace)	2-3/4"-4-5/8"	70 lbs.
RC-4	all assembled	7" (4 rackspace)	4-1/2"-6-3/8"	85 lbs.

Part #	Description
PD-815SC-PBSH	PD slim series high density strip, 18" long with surge & circuit breaker protection



CAP6



PD-815SC-PBSH rear mount power option available, see pg. 176

## Ready-To-Assemble Rackshelves

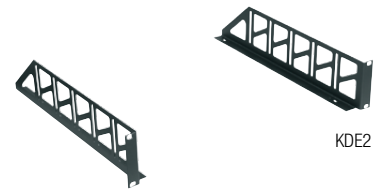
Vented KD Series rackshelves ship ready-to-assemble to minimize freight costs & save storage space.

- Ear heights range from 2 to 6 spaces
- Sold in pairs
- All assembly hardware included
- UL Listed

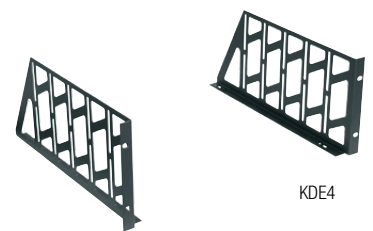
Ear Part #	Racking Height	Depth	Weight Capacity
KDE2	3-1/2" (2 rackspace)	15-1/2"	50 lbs.
KDE2S	3-1/2" (2 rackspace)	11-1/2"	50 lbs.
KDE3	5-1/4" (3 rackspace)	15-1/2"	70 lbs.
KDE3S	5-1/4" (3 rackspace)	11-1/2"	70 lbs.
KDE4	7" (4 rackspace)	15-1/2"	85 lbs.
KDE4S	7" (4 rackspace)	11-1/2"	85 lbs.
KDE5	8-3/4" (5 rackspace)	15-1/2"	100 lbs.
KDE6	10-1/2" (6 rackspace)	15-1/2"	100 lbs.

Bottom Part #	Useable Shelf Area
KDB	17-3/8"w x 15-1/8"d
KDB-14"	17-3/8"w x 13-5/8"d
KDB-17.5	17-3/8"w x 17-1/8"d
KDB-20.5	17-3/8"w x 20-1/8"d


\*fits our DWR Series (use w/ 'S' 11-1/2" ears)



KDE2



KDE4



KDB-20.5



OCAP-2



VRS

### Sat-Cable Box Rackshelves

These unique shelves use minimal shelf structure to provide the maximum open area around the supported component – ideal for high-heat components such as satellite and cable boxes. Perfect for installations with multiple video sources such as sports bars, gyms, and hotels.

- Universal fit accommodates most popular cable and satellite box sizes
- Sturdy steel construction with durable black powder coat finish
- OCAP Series: rubber-lined clamps on top and bottom
- VRS Series: holds up to 6 boxes vertically, eliminates need for individual shelves

Part #	Equipment Orientation	Racking Height	Depth	Weight Capacity	Useable Height
OCAP-2	horizontal	3-1/2" (2 rackspace)	14"	25 lbs.	2-5/8"
OCAP-3	horizontal	5-1/4" (3 rackspace)	14"	25 lbs.	4-3/8"
VRS	vertical	3-1/2" (2 rackspace)	15"	35 lbs.	

### Vented Center Mount Shelves for Open Frame Racks

This center-mount shelf was designed for use with 2-post racks but can be used with other racks to provide support in front of the rackrails. Front and rear edges have cable management tie points built in.

- Fully vented bottom aids equipment cooling
- Steel construction with durable powder coat finish

Part #	Racking Height	Useable Shelf Area	Weight Capacity
U2MS	3-1/2" (2 rackspace)	17-1/4" x 18"d	50 lbs.



U2MS

### Wide Unit Shelf System

Some components are too wide to fit the 17-3/8" inside width of standard rackshelves. These shelf systems adjust to hold units up to 22-1/2" wide.

- Fully vented bottom aids equipment cooling
- Steel construction with durable powder coat finish
- Saves room by requiring no rackspaces
- UL Listed

Part #	Useable Shelf Area	Weight Capacity
WUSS11.5	17-3/8" (min.) to 22-5/8"w x 11-3/8"d	50 lbs.
WUSS14*	17-3/8" (min.) to 22-5/8"w x 14"d	50 lbs.
WUSS15.5	17-3/8" (min.) to 22-5/8"w x 15-1/2"d	50 lbs.
WUSS17.5	17-3/8" (min.) to 22-5/8"w x 17-1/2"d	50 lbs.
WUSS20.5	17-3/8" (min.) to 22-5/8"w x 20-1/2"d	50 lbs.

\*Available in 14" depth - fits DWR Series and other shallow racks! NOTE: this rackshelf works with all Middle Atlantic enclosures except those that use 'Z-Rail.'



WUSS



WUSS typical usage of mounting with adjustable width






## Small Device Mounting Shelves

These innovative shelves are designed to mount multiple small devices while providing cable management and tie down points.


- Fully vented bottoms with flexible device mounting patterns
- Steel construction with durable powder coat finish

**MS Series**



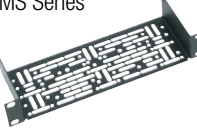
- Holds small items in front or rear of rack

**UFA Series**




- Available faceplate that easily mounts after install to conceal devices

**UMS Series**



- Patented design includes counter sunk holes to match popular Extron® devices up to 19"
- Available in half rack size

**UTR Series**



- Includes hook and loop strips for component mounting

Series	Part #	Type	Racking Height	Dimensions	Weight Capacity	Finish	Pre-Pack Qty	Included Panel	Contractor/ Master Pack
MS	MS-11	shelf		1/2"h x 17-1/2"w x 11"d	15 lbs.	black powder coat	1		
	MS-11-4	shelf		1/2"h x 17-1/2"w x 11"d	15 lbs.	black powder coat	4		
	MS-5.5	shelf		1/2"h x 17-1/2"w x 5-1/2"d	30 lbs.	black powder coat	1		
	MS-5.5-4	shelf		1/2"h x 17-1/2"w x 5-1/2"d	30 lbs.	black powder coat	4		
UFA	UFA-8	shelf	1-3/4" (1 rackspace)	17-1/4" w x 8"d	35 lbs.	black powder coat	1		
	UFA-8-4	shelf	1-3/4" (1 rackspace)	17-1/4" w x 8"d	35 lbs.	black powder coat	4		
	UFA-14.5	shelf	1-3/4" (1 rackspace)	17-1/4" w x 14-1/2"d	25 lbs.	black powder coat	1		
	UFA-14.5-4	shelf	1-3/4" (1 rackspace)	17-1/4" w x 14-1/2"d	25 lbs.	black powder coat	4		
	UFA-8-F1	shelf	1-3/4" (1 rackspace)	17-1/4" w x 8"d	35 lbs.	black powder coat	1	1 space	
	UFA-8-F2	shelf	3-1/2" (2 rackspace)	17-1/4" w x 8"d	35 lbs.	black powder coat	1	2 space	
	UFAF-1	panel	1-3/4" (1 rackspace)			black powder coat	1		
	UFAF-1A	panel	1-3/4" (1 rackspace)			black brushed and anodized	1		
	UFAF-2	panel	3-1/2" (2 rackspace)			black powder coat	1		
	UFAF-2A	panel	3-1/2" (2 rackspace)			black brushed and anodized	1		
	UFAF-3	panel	5-1/4" (3 rackspace)			black powder coat	1		
	UFAF-3A	panel	5-1/4" (3 rackspace)			black brushed and anodized	1		
UFAF-4	panel	7" (4 rackspace)			black powder coat	1			
UFAF-4A	panel	7" (4 rackspace)			black brushed and anodized	1			
UMS	HR-UMS1-11.5	half rack shelf	1-3/4" (1 rackspace)	10" w x 11.5"d		black powder coat			
	HR-UMS1-3.5	half rack shelf	1-3/4" (1 rackspace)	10" w x 3.5"d		black powder coat			
	HR-UMS1-5.5	half rack shelf	1-3/4" (1 rackspace)	10" w x 5.5"d		black powder coat			
	UMS1-11.5	panel	1-3/4" (1 rackspace)	17.62" w x 11.5"d	25 lbs.	black powder coat			
	UMS1-11.5K	panel	1-3/4" (1 rackspace)	17.62" w x 11.5"d	25 lbs.	black powder coat		4 partial blank panels (1/8, 1/4 & 1/2 width & 1/8 height) & hardware	
	UMS1-3.5	panel	1-3/4" (1 rackspace)	17.62" w x 3.5"d	25 lbs.	black powder coat			
	UMS1-3.5K	panel	1-3/4" (1 rackspace)	17.62" w x 3.5"d	25 lbs.	black powder coat		4 partial blank panels (1/8, 1/4 & 1/2 width & 1/8 height) & hardware	
	UMS1-5.5	panel	1-3/4" (1 rackspace)	17.62" w x 5.5"d	25 lbs.	black powder coat			
	UMS1-5.5K	panel	1-3/4" (1 rackspace)	17.62" w x 5.5"d	25 lbs.	black powder coat		4 partial blank panels (1/8, 1/4 & 1/2 width & 1/8 height) & hardware	
	UMSFP1-1/2	filler blank panel		1.67" x 8.72"		black powder coat			
	UMSFP1-1/4	filler blank panel		1.67" x 4.35"		black powder coat			
	UMSFP1-1/8	filler blank panel		0.67" x 4.35"		black powder coat			
UTR	UTR1	shelf	1-3/4" (1 rackspace)	10"	25 lbs.	black powder coat	50		UTR1MP
							12		UTR1-RP12



### Universal Media Player Shelves

- Ships read-to-use
- Holds one or more docks
- Available accessory shelf



SH-DMP-S  
does not include dock

Part #	Racking Height	Description	Finish
SH-DMP-A	7" (4 space)	digital media player shelf	black brushed & anodized
SH-DMP-S	7" (4 space)	digital media player shelf	black textured
SH-DMP-EXT		digital media player rear accessory shelf	

### Front-Loading Media Holders

Store CDs, DVDs, and other recorded media in our rackmount media holders.

- Partitioned to prevent the contents from tipping
- All stored media protrudes 3/8" to allow quick retrieval
- Flanged aluminum face
- Choice of black brushed and anodized or a textured black powder coat finish



DVD

Black Anodized Part #	Black Textured Part # with Lock	Fits	Racking Height	Depth
		28 DVDs; PS3®, Xbox 360®, Wii® games; Blu-ray®, HD-DVD, DVD-Audio media	8-3/4" (5 space)	5-1/2"
	TCD	40 compact discs, SA-CD	7" (4 space)	5-3/4"
		6 CDs	1-3/4" (1 space)	5-1/2"



### Rackmount Computer Keyboard & Shelves

Rackmount computer keyboard systems occupy only 1 rackspace and include articulating arm to provide effective cable management. Finished in a durable black powder coat.

- The KB-SS is an adjustable sliding shelf universally designed to accommodate standard keyboards (15-15/16" w x 9-3/8" w)
- The RM-KB include a high quality full 101 key AT style keyboard with touchpad and padded wrist-rest

Part #	Description	Racking Height	Rear Adjustable Range
KB-SS	keyboard sliding shelf	1-3/4" (1 rackspace)	17" – 25"
RM-KB	rackmount computer keyboard	1-3/4" (1 rackspace)	17" – 25"



KB-SS



RM-KB

### Fixed Writing/Computer Keyboard Shelves

The FWS fixed single bay writing/computer keyboard shelf bolts quickly to any rack to create a convenient work surface. Occupies 2 rackspaces below and comes complete with special rail-mounting hardware.

- Black laminate top work surface made from 3/4" furniture-grade MDF board

Part #	Depth	Weight Capacity
FWS	18"	100 lbs.



FWS typical usage



### LCD Rackmounts

Now it's easier than ever to rackmount LCD monitors! Middle Atlantic gives you a choice of five mounting styles, including fixed, tilting, and fully articulating models.

- Sturdy steel construction
- Generous front to back adjustment
- Versatile screen mounting using standard VESA 75 and VESA 100 patterns
- Holds LCD screen sizes from 15" to 19", and some 20" monitors

Part #	Racking Height	Style	Weight Capacity
RM-LCD-MV	15-3/4" (9 rackspace)	backpan style, fixed mount	35 lbs.
RM-LCD-MK	15-3/4" (9 rackspace)	backpan style, tilt mount	35 lbs.
RM-LCD-MT	15-3/4" (9 rackspace)	backpan style, articulating mount	35 lbs.
RM-LCD-PNLV	5-1/4" (3 rackspace)	open panel style, fixed mount	35 lbs.
RM-LCD-PNLK	5-1/4" (3 rackspace)	open panel style, tilt mount	27 lbs.

### Wall Mount Shelf

Wall mounting non-rackmount components is much easier with our WMS wall mount shelf. Furniture version features attractive wooden side panels with rounded outside corners for safety.

- Vented bottoms
- Metal parts have durable powder coat finish

Part #	Finish	Weight Capacity
WMS-20	Black (steel)	200 lbs.
WMS-1614NA	Napa	100 lbs.
WMS-1614GS	Graystone	100 lbs.
WMS-1614MP	Maple	100 lbs.



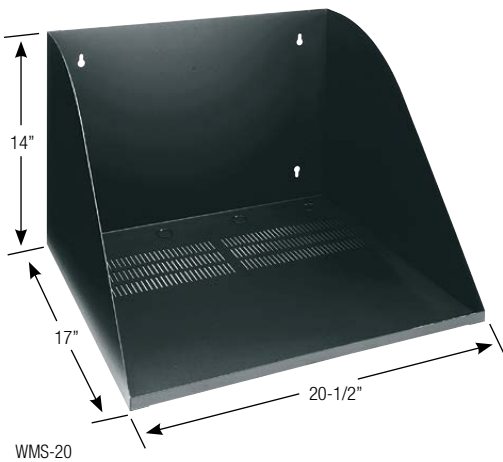
RM-LCD-MK




RM-LCD-MT\*  
\*monitor not included



RM-LCD-PNLK  
open panel style



WMS-20



WMS-1614MP





### Chassis Support Brackets

Chassis support brackets are a simple way to support heavy equipment within the rack and facilitates ventilation of high heat-generating equipment.

- Holds equipment without attaching the rack screws – ideal for fast swap outs
- Compatible with MRK, VRK, and VMRK when used with Z-rail or Z-rail adapter

Part #	Overall Depth	Pre-Pack Qty	Weight Capacity
CSA-18	18"	2	100 lbs.
CSA-20	20"	2	100 lbs.
CSA-20-H	20"	2	200 lbs.
CSA-22	22"	2	100 lbs.
CSA-22-H	22"	2	200 lbs.
CSA-24	24"	2	100 lbs.
CSA-24-H	24"	2	200 lbs.
CSA-26	26"	2	100 lbs.
CSA-26-H	26"	2	200 lbs.

NOTE: designed for mounting to Z-Rail or to a Z-Rail adapter - not compatible with standard L-shaped rackrail without hardware or rackrail adjustments



CSA typical usage

### Rackmount Chassis

These chassis are ideal for holding your custom work. With its aesthetically-balanced, screwless flush-mounted faceplate, our Premium, CH Chassis, are equally at home in the back office or very visible locations. Economy model also available.

- Chassis disassemble easily for machining and access
- All models feature strong steel bodies
- Premium model has aluminum front and rear panels keep for easy machining

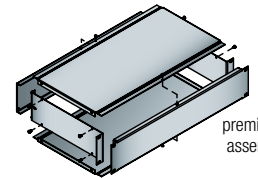
Model	Part #	Racking Height	Depth	Faceplate Finish
premium	CH1	1-3/4" (1 rackspace)	10"	anodized
premium	CH2	3-1/2" (2 rackspace)	10"	anodized
premium	CH3	5-1/4" (3 rackspace)	10"	anodized
economy	EC-1	1-3/4" (1 rackspace)	6"	black powder coat
economy	EC-2	3-1/2" (2 rackspace)	6"	black powder coat
economy	EC-3	5-1/4" (3 rackspace)	6"	black powder coat



CH1



EC-1



premium 4-piece assembly shown

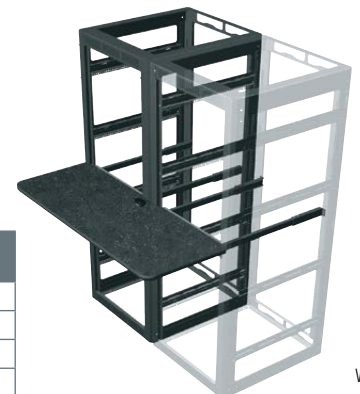
### Multi-Bay Laminate Work Surface

Designed to provide an ergonomic work space, work surfaces are available for select WRK, MRK and VRK Series enclosures. Offered in two, three, and four-bay sizes to span multiple ganged racks, these shelves feature an attractive 1" thick graphite-marbled laminate surface with a durable black T-mold edging.

- Includes cable pass-through with grommets providing effective cable management
- Each work surface requires the use of two front and two rear rackspaces
- Sturdy steel tubing supports work surface

18" Shelf Depth Part #	24" Shelf Depth Part #	Span	Fits	18" Shelf Depth Part #	24" Shelf Depth Part #	Span	Fits
WS2-M26-18	WS2-M26-24	2 bay	MRK 26" deep racks	WS2-W27-18	WS2-W27-24	2 bay	WRK 27" deep racks
WS3-M26-18	WS3-M26-24	3 bay	MRK 26" deep racks	WS3-W27-18	WS3-W27-24	3 bay	WRK 27" deep racks
WS4-M26-18	WS4-M26-24	4 bay	MRK 26" deep racks	WS4-W27-18	WS4-W27-24	4 bay	WRK 27" deep racks
WS2-M31-18	WS2-M31-24	2 bay	MRK/VRK 31" deep racks	WS2-W32-18	WS2-W32-24	2 bay	WRK 32" deep racks
WS3-M31-18	WS3-M31-24	3 bay	MRK/VRK 31" deep racks	WS3-W32-18	WS3-W32-24	3 bay	WRK 32" deep racks
WS4-M31-18	WS4-M31-24	4 bay	MRK/VRK 31" deep racks	WS4-W32-18	WS4-W32-24	4 bay	WRK 32" deep racks

NOTE: not recommended for use on racks with casters



WS



### Rackmount Storage

Middle Atlantic offers a broad selection of utility and special-purpose storage products to support your project needs. Many installers find that storing documents, manuals, or tools at the installation site increases efficiency and service speed. Models in this section include standard and heavy-duty drawers and lockboxes, as well as inserts for storing media and protecting sensitive contents.



### Universal Mounting Drawers

The universal mounting drawer was designed with our patented pattern to mount small devices traditionally located outside the rack to the bottom of the drawer.

- Smaller components typically mounted to the wall can now be mounted securely within the rack
- Bottom of drawer can be removed before installation to mount small devices and can be screwed into place
- Articulating cable arm keeps wires from getting pinched
- Pattern of holes and slots accommodates nearly any mounting hole pattern, and can also be used for wire tie or other cable fastening methods
- Provides abundant cable management and device tie down points
- Drawer locks for added security
- 4-point mounting for added strength
- Black powder coat finish

Part #	Useable Mounting Area	Racking Height	Weight Capacity
D2-UMS-28	13"w x 21"d	3-1/2" (2 space)	45 lbs.

### Heavy Duty Drawers

These drawers have a fully enclosed top and generous inside dimensions measuring 15-7/8" wide by 14-1/2" deep. 2, 3 and 4 space models include drawer mat and rear cable grommet.

- Spring-loaded latches; installed keylock option available
- Steel construction with a 50 lb. weight capacity
- Choice of black textured or brushed and anodized face finish
- TD8FLK model includes file hanging kit
- UL Listed

Black Anodized Part #	Black Anodized Part # w/ Lock	Black Textured Part #	Black Textured Part # w/ Installed Lock	Racking Height
D2	D2LK	TD2	TD2LK	3-1/2" (2 rackspace)
D3	D3LK	TD3	TD3LK	5-1/4" (3 rackspace)
D4	D4LK	TD4	TD4LK	7" (4 space)
D5	D5LK	TD5	TD5LK	8-3/4" (5 space)*
			TD8FLK*	14" (8 space)

\*does not include drawer mat



D2-UMS-28



D2-UMS-28



articulating cable arm keeps wires from getting pinched when the drawer is pulled open or closed shut



D2



D4



### Economy Utility Drawers

The UD Series drawers offer an economical rack storage solution. Full extension ball bearing slides extend a full 14" to reveal inside dimensions measuring 15-7/8" wide by 14-1/2" deep.

- Face formed drawer pulls; user-installed latch & keylock options
- Black powder coat finish
- Steel construction with 50 lb. weight capacity
- UL Listed

Part #	Racking Height
UD1*	1-3/4" (1 rackspace)
UD2	3-1/2" (2 rackspace)
UD3	5-1/4" (3 rackspace)
UD4	7" (4 space)

\* NOTE: UD1 does not accommodate a lock



### Lockboxes

Safely secure gear in a rackmount LBX Series lockbox. 9" depth & 17" interior width.

- Steel construction with 50 lb. weight capacity
- UL Listed

Part #	Racking Height	Overall Depth
LBX-3	5-1/4" (3 space)	9"
LBX-4	7" (4 space)	9"



### Media Partitions for Drawers

Partition your D, TD, and UD-Series drawers for media storage or for storing small parts and miscellaneous hardware. Easy snap-together fit, black color.

Part #	Fits	Accommodates
DCDP	D4, TD4, UD4	103 CDs, SA-CD
DVDP	D4, TD4, UD4	40 DVDs; PS3®, Xbox 360®, Wii® games; Blu-ray®, HD-DVD, DVD-Audio media



### Additional Accessories for Drawers

**DM**

- No-slip drawer mat

**KYLK**

- User-installed UD keylock

**LATCH**

- User-installed UD latch


**ACC-KEY**

- Additional set of keys for drawers & lockboxes

**FI-x\***

- Customizable foam inserts for 2, 3 & 4 RU drawers

\* Replace x w/ RU of drawer




# lever lock™

Finally! A place to mount non-rackmount and small devices without sacrificing rackspace. Lever Lock™ is a unique and patented system that allows integrators to maximize space in a rack by mounting small devices in the “no man’s land” area between the rackrail and the side panel or rear. Also great for routing cables!

This tool-free system is comprised of plates and bars that can mount vertically and horizontally to





accommodate virtually any system. To date- over 9 product families accept Lever Lock and Middle Atlantic continues to add products each year. Just look for the "Lever Lock™ Ready" badge throughout the catalog or reference the chart on the following page.

Lever Lock™ 206-207



### Internal Management System

The patent-pending Lever Lock™ internal management system maximizes space utilization within a rack or furniture. Uniquely designed to facilitate Lever Lock™ cable management and device mounting within the rack through the use of unique tool-free bars and accessory mounting plates.

- Maximizes space within a rack or furniture system
- Universal mounting pattern accommodates most small devices
- Locks in place without tools in Lever Lock™ compatible products (see chart below)
- Offered in a variety of sizes for vertical and horizontal mounting

Part #	4 Pack Part #	Description
LL-H2A21		22" long horizontal 2" off-set angle
LL-H4A21		22" long horizontal 4" off-set angle
LL-HA21	LL-HA21-4	22" long horizontal angle
LL-HC21	LL-HC21-4	22" long horizontal channel
LL-HR21	LL-HR21-4	22" long horizontal round
LL-VA17	LL-VA17-4	13.6" long vertical angle
LL-VA21	LL-VA21-4	17" long vertical angle
LL-VC17	LL-VC17-4	13.6" long vertical channel
LL-VC21	LL-VC21-4	17" long vertical channel
LL-VDIN17	LL-VDIN17-4	13.6" long vertical DIN rail
LL-VDIN21	LL-VDIN21-4	17" long vertical DIN rail
LL-VP1710		13.6" long vertical 10" deep plate
LL-VP2110		17" long vertical 10" deep plate
LL-MP21		7 piece multipack includes (2) LL-VC21, (4) LL-HA21, and (1) LL-VP2110

Products Accepting Lever Lock™	Pg.
BGR Series Racks	12
SNE Series Racks	14
BGR-MDK Series Racks	34
RFR Series Racks	96
DTRK Series Racks	110
L5 Series Lecterns	136
TechPed™ Technology Pedestal	138
VTC Series Video Carts	154
FlexView™ Video Carts	156

Look for the Lever Lock™ ready badge in the rack and furniture sections for compatible products.





use vertical channels or angles to lace cable bundles from top to bottom



mount horizontal lacer bars between vertical Lever Lock™ accessories, or between rackrail brackets for strain relief and cable management


designed to hold a wide range of standard DIN mount devices

offset lacer bars to relieve cable weight pressure on connections

vertical plates for small devices

install horizontal Lever Lock™ lacer bars on any location on rackrail brackets to provide offset cable management






# cable management

System needs for cabling & connectivity is growing exponentially. The more cables, the more critical it becomes to manage the cable entry, exit and within the enclosure to obtain a neat, organized system- but more importantly, allows for proper airflow & thermal management. Middle Atlantic Products offers a range of cable support products to meet any system needs including vertical & horizontal options, ducts, ladders and all the accessories.





Horizontal Cable Management	210 - 213
Vertical Cable Management	214
Cable Ducts & Chases	215 - 216
Cable Ladders	217 - 218
Accessories	219



### Horizontal Cable Management

Middle Atlantic Products offers a range of horizontal cable support products prevent cable strain by organizing and routing cables from rear component connections to the side of the rack.

### LBP Series, Horizontal Lacer Bars

Horizontal lacer bars provide cabling support in the region of the mounted equipment itself, carrying cables horizontally from the sides of the rack to the connection points.

- Choice of round, rectangular, and "L" shaped profiles
- Choice of straight and offset styles
- Steel construction with black powder coat finish (except rectangular lacing bars of aluminum construction)
- Sold in packs of 10 pieces

Part #	Shape	Offset	Quantity
LBP-1S*	rectangular	–	10
LBP-1R	round	–	10
LBP-1R4	round	4" offset	10
LBP-1.5	round	1.5" offset	10
LBP-1.5R90	round	1.5" offset	10
LBP-4R90	round	4" offset	10
LBP-6R90	round	6" offset	10
LBP-10R90	round	10" offset	10
LBP-1A	L-shaped	–	10
LBP-2A	L-shaped	2" offset	10
LBP-4A	L-shaped	4" offset	10
LBP-6A	L-shaped	6" offset	10

\*aluminium construction



LBP-1S



LBP-1R4



LBP-1A




- cable management friendly hardware see pg. 240


### LBP Series, Horizontal Lacer Bars

- For large amounts of cable or mounting small devices

Part #	Racking Height	Quantity	Panel Width
UP1	1-3/4" (1 space)	1	19"
UP1P	1-3/4" (1 space)	10	19"
LBP-LTF	3-1/2" (2 space)	10	19"



LBP-LTF






## LB Series, Telescoping Lacer Bar System

Telescoping lacer bars are adjustable to meet the specific mounting requirements of various enclosures. Unique design accepts mounting of Middle Atlantic Products vertical power strips and vertical lacer strips.

- Choice of adjustable models for side-to-side (LBH products) and front-to-back support (LBFR products)
- LBFR-5A lacer bars have similar function but are fixed length
- Steel construction with black powder coat finish
- Sold in packs of 2



LBH-1930-T



LBFR-5A-20



LBFR-2036-T  
shown extended

Part #	Description	Telescoping Range (mounting hole to mounting hole)	Useable Depth of Rack (requires rear rackrail)	Height	Pre-Pack Quantity
LBH-1930-T	horizontal telescoping lacer bar	19" to 30"		1-3/4"	2
LBFR-1626-T	front to rear telescoping lacer bar	16" to 26"	20-3/8" to 27-3/8"	2-7/8"	2
LBFR-2036-T	front to rear telescoping lacer bar	20" to 36"	21-3/8" to 37-3/8"	2-7/8"	2
LBFR-3650-T	front to rear telescoping lacer bar	36" to 50"	37-3/8" to 51-3/8"	2-7/8"	2
LBFR-5A-16	front to rear lacer bar (fits SAX and SSAX racks)	14-1/2" only	16"	2-7/8"	2
LBFR-5A-20	front to rear lacer bar (fits AXS, AX-SX, AX-SXR and SLIM 5 racks)	18-1/8" only	20"	2-7/8"	2
LBFR-5A-26	front to rear lacer bar (fits AXS-26 and 26" deep SLIM 5 racks)	24-1/8" only	26"	2-7/8"	2

## HCM Series, Horizontal Cable Managers

Organize patch cords and similar cabling while maintaining the a required bend radius. Available in a wide variety of styles to suit most applications. For optimal performance, do not exceed a 50% fill rate when passing cables through cable rings.

- Choice of styles including "D-ring" and "micro-clip"
- Choice of one and two space sizes
- Steel construction with black powder coat finish



HCM-1



HCM-2DV



D-RING

Part #	Description	Panel Width	Cable Rings Fill Area	End Rings Fill Area
HCM-1	1-3/4" (1 rackspace) "micro-clip" style	19"	7/8 in. <sup>2</sup>	
HCM-1V	1-3/4" (1 rackspace) "micro-clip" style, w/ end D-Rings	19"	7/8 in. <sup>2</sup>	7-1/2 in. <sup>2</sup>
HCM-1D	1-3/4" (1 rackspace) "D-Ring" style	19"	3-1/8 in. <sup>2</sup>	
HCM-1DV	1-3/4" (1 rackspace) "D-Ring" style, w/ end D-Rings	19"	3-1/8 in. <sup>2</sup>	7-1/2 in. <sup>2</sup>
HCM-2D	3-1/2" (2 rackspace) "D-Ring" style	19"	7-1/2 in. <sup>2</sup>	
HCM-2DV	3-1/2" (2 rackspace) "D-Ring" style, w/ end D-Rings	19"	7-1/2 in. <sup>2</sup>	7-1/2 in. <sup>2</sup>
HCM-1DR	1-3/4" (1 rackspace) "D-Ring", front & rear	19"	6-1/4 in. <sup>2</sup>	
HCM-2DR	3-1/2" (2 rackspace) "D-Ring", front & rear	19"	15 in. <sup>2</sup>	
D-RING	wall mount/ rackmount "D-Ring"		7-1/2 in. <sup>2</sup>	



HHCM shown open



HHCM shown closed

### HHCM Series, Hinged Horizontal Cable Managers

Conceal patch cables while providing cable strain relief with the hinged horizontal cable managers.

- Hinged front panel has a magnetic closure
- Helps maintain the required bend radius
- Steel construction with black powder coat finish

Part #	Racking Height	Depth
HHCM-1	1-3/4" (1 rackspace)	3-5/8"
HHCM-2	3-1/2" (2 rackspace)	3-5/8"




PHCM typical

### PHCM Series, Horizontal Cable Managers

Ample cable pass-throughs provided for dressing cables above, below, to the sides and behind the cable manager.

- Matches and integrates well with PCD Series duct pg. 216
- Available in single and 4-packs

Single Piece Part #	4 Pack Part #	Description
PHCM-1-2	PHCM-1-2-P4	1 rackspace (1-3/4") plastic finger horizontal cable manager, 2" deep
PHCM-1-4	PHCM-1-4-P4	1 rackspace (1-3/4") plastic finger horizontal cable manager, 4" deep
PHCM-2-3	PHCM-2-3-P4	2 rackspace (3-1/2") plastic finger horizontal cable manager, 3" deep



HCT application

### HCT Series, Horizontal Cable Tray

Handy horizontal cable tray mounts on any 19" rack or cabinet and neatly routes cable bundles from side to side.

- Turn-downs on sides help maintain the required cable bend radius
- Steel construction with black powder coat finish

Part #	Racking Height
HCT-1	1-3/4" (1 rackspace)
HCT-2	3-1/2" (2 rackspace)



HCT-1





### BR Series, Brush Grommet Cable Pass-Through Panel

The brush grommet panel provides a clean, organized cable entry method when mounted above any work surface. Also fits in opening on all MW Series top options.

- Built-in cable management tray
- Steel construction with black powder coat finish



BR1 application

Part #	Racking Height
BR1	1-3/4" (1 rackspace)
BR2	3-1/2" (2 rackspace)

### PCS Series, Horizontal Fiber/ Cable Spools

These spools are designed to protect system performance by maintaining the bend radius of fiber and other high-speed cables within a rack or at a patching/distribution location.

- Ideal for managing excess fiber or copper cable slack within a rack
- Durable black resin construction
- 2 space panels include 2 spools which can rotate in 90° intervals
- 4 piece models include mounting hardware and brackets to make a complete circle



PCS-3-2H

Part #	Depth	Type
PCS-1-2H	1-3/8" deep	2 space panel
PCS-1-4	1-3/8" deep	4 pieces
PCS-3-2H	3" deep	2 space panel
PCS-3-4	3" deep	4 pieces



PCS spools



## Vertical Cable Management

Middle Atlantic Products offers a range of vertical cable support products to prevent cable strain by organizing and routing cables along side the rack. Properly dressed installations not only look better, but better support the thermal management strategy and make ongoing maintenance and changes easier.



OWP Series  
LACE-44-OWP



OP Series  
LACE-40-OP



LP Series  
LACE-44LP




P Series  
LACE-P



1SP Series  
LACE-44-1SP



1P Series  
LACE-441P



WB6 Series  
LACE-WB6-24

Series	Part #	Racking Height	Width	Tie Points	Qty	Compatible Cable Management Options			
						Cable Ties	TWS Pg. 219	TW12 Pg. 219	Cage Nuts Pg. 240
OWP	LACE-5254-OWP	52-54 rackspace	4-3/4"	mixed slip-on posts, cage nut holes and round holes	6	✓	✓	✓	✓
	LACE-44-OWP	44 rackspace	4-3/4"	mixed slip-on posts, cage nut holes and round holes	6	✓	✓	✓	✓
	LACE-40-OWP	40 rackspace	4-3/4"	mixed slip-on posts, cage nut holes and round holes	6	✓	✓	✓	✓
	LACE-37-OWP	37 rackspace	4-3/4"	mixed slip-on posts, cage nut holes and round holes	6	✓	✓	✓	✓
	LACE-23-OWP	23 rackspace	4-3/4"	mixed slip-on posts, cage nut holes and round holes	6	✓	✓	✓	✓
	LACE-13-OWP	13 rackspace	4-3/4"	mixed slip-on posts, cage nut holes and round holes	6	✓	✓	✓	✓
OP	LACE-5254-OP	52-54 rackspace	3-1/4"	mixed slip-on posts, cage nut holes and round holes	6	✓	✓	✓	✓
	LACE-44-OP	44 rackspace	3-1/4"	mixed slip-on posts, cage nut holes and round holes	6	✓	✓	✓	✓
	LACE-40-OP	40 rackspace	3-1/4"	mixed slip-on posts, cage nut holes and round holes	6	✓	✓	✓	✓
	LACE-37-OP*	37 rackspace	3-1/4"	mixed slip-on posts, cage nut holes and round holes	6	✓	✓	✓	✓
	LACE-23-OP	23 rackspace	3-1/4"	mixed slip-on posts, cage nut holes and round holes	6	✓	✓	✓	✓
	LACE-13-OP	13 rackspace	3-1/4"	mixed slip-on posts, cage nut holes and round holes	6	✓	✓	✓	✓
LP	LACE-37LP	37 rackspace	3-1/2"	raised cable tie points	6	✓		✓	
	LACE-44LP	44 rackspace	3-1/2"	raised cable tie points	6	✓		✓	
P	LACE-P	45 rackspace	2"	round holes	6	✓	✓		
	LACE-37P	37 rackspace	2"	round holes	6	✓	✓		
	LACE-13P	13 rackspace	2"	round holes	6	✓	✓		
1SP	LACE-44-1SP	44 rackspace	1"	10 pre-installed tie saddles	6	✓	inc.	✓	
1P	LACE-44-1P	44 rackspace	1"	tie saddles	6	✓	✓		
	LACE-37-1P	37 rackspace	1"	tie saddles	6	✓	✓		
WB6	LACE-WB6-24	24 rackspace	6"	vertical wire grid lace	1				
	LACE-WB6-42	42 rackspace	6"	vertical wire grid lace	1				
	LACE-WB6-45	45 rackspace	6"	vertical wire grid lace	1				



## External Vertical Cable Ducts

Every model has plenty of cable egress points for control of cable locations and bend radius. Plastic models are economical and fingers can be easily removed for larger bundle exit. Metal models are sturdy steel construction for years of dependable service.

### VCD Series, Vertical Steel Wire Cable Ducts

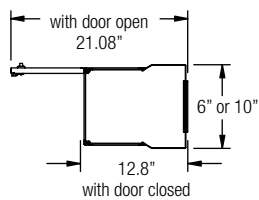
Designed to organize and protect cabling next to or between racks. Smooth, steel cable fingers are placed in rackspace increments for complete control of access locations.

- Organizes cable pathways while protecting bend radius
- Choice of single and dual duct (front and rear channels)
- Sturdy all-steel construction with black powder coat finish, incl. locking steel doors
- UL Listed

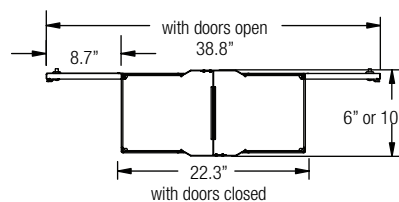
10" Wide Part #	6" Wide Part #	Description	All VCD Ducts Work with	
VCD-10-51-SC	VCD-6-51-DC	8 ft. (51 rackspace) single cable duct system	MK & RL Series	pg. 116 & 118
	VCD-6-45-DC	7 ft. (45 rackspace) dual cable duct system	RLA Series	pg. 118
VCD-10-45-SC	VCD-6-45-SC	7 ft. (45 rackspace) single cable duct system	R4 Series	pg. 114




VCD-10-45-DC



single duct dimensions



dual duct dimensions



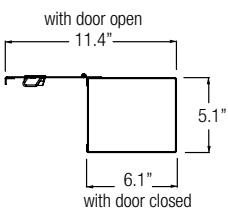
sturdy metal fingers designed to provide support with generous capacity

### RLA-CC Series, Vertical Cable Duct with Hinged Door

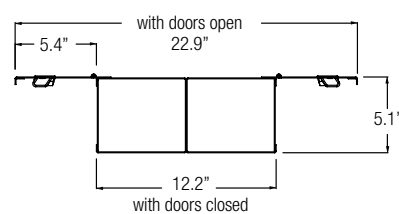
- Solid hinged front door with 3-point magnetic latch

Part #	Description	All RLA-CC Ducts Work with
RLA-CC*	7 ft. (45 space) duct with hinged cover	45 space MK, R2, RL, RLA and R4 Series

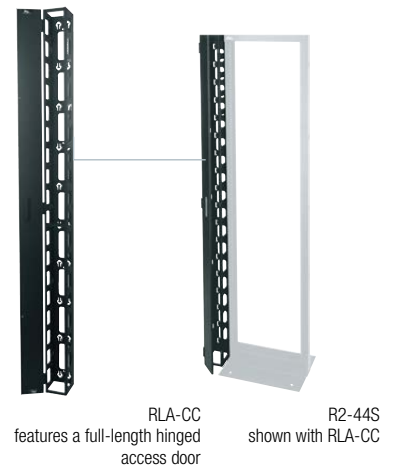
\*Order 2 single ducts to make an economical dual channel organizer



RLA-CC



2 RLA-CC's mounted back to back



RLA-CC features a full-length hinged access door  
R2-44S shown with RLA-CC

### CK Series, Vertical Steel Cable Ducts

- Includes convenient cable lacing points
- Mounts on MK, RL, RLA, R2 and R4 Series
- Optional split lift-off covers enhance appearance and block dust
- Rugged steel construction with black powder coat finish

Part #	Description
CK-45	45 rackspace center organizer
CK-45E	45 rackspace end organizer
CK-45C	45 rackspace split, lift-off cover - 2 pieces



CK-45 application



PCD single duct



PCD-1.5X2-4BK

### PCD Series, Vertical Plastic Cable Ducts

Plastic cable ducts provide a cost-effective solution for protecting, routing, and organizing cables and cords.

- Slotted plastic finger design for horizontal cable access exactly where needed
- Fingers can easily be removed to create larger openings
- Plastic covers are included
- Matches and integrates well with PHCM Series horizontal cable managers pg. 212

Part #	Racking Height	Size	Type	Application
PCD-2-3-8SC	8 rackspace	2" w X 3" d	single	mounting to small, open frame wall racks like SFR Series (pg.70)
PCD-2-3-12SC	12 rackspace	2" w X 3" d	single	
PCD-2-3-15SC	15 rackspace	2" w X 3" d	single	
PCD-2-3-20SC	20 rackspace	2" w X 3" d	single	
PCD-2-3-25SC	25 rackspace	2" w X 3" d	single	
PCD-2-3-30SC	30 rackspace	2" w X 3" d	single	
PCD-2-3-38SC	38 rackspace	2" w X 3" d	single	
PCD-3-3-38SC*	38 rackspace	3" w X 3" d	single	mounting to side and/or between 2- and 4- post racks (pg. 114 - 119)
PCD-3-6-38DC*	38 rackspace	3" w X 6" d	dual	
PCD-4-4-38SC*	38 rackspace	4" w X 4" d	single	
PCD-4-8-38DC*	38 rackspace	4" w X 8" d	dual	
PCD-2-3-45SC	45 rackspace	2" w X 3" d	single	
PCD-3-3-45SC*	45 rackspace	3" w X 3" d	single	
PCD-3-6-45DC*	45 rackspace	3" w X 6" d	dual	
PCD-4-4-45SC*	45 rackspace	4" w X 4" d	single	
PCD-4-8-45DC*	45 rackspace	4" w X 8" d	dual	mounts behind rackrail
PCD-2-3-51SC	51 rackspace	2" w X 3" d	single	
PCD-1.5X2-4BK	plastic cable duct with cover, 1.5" w x 2" d x 6', qty. of 4,			
PCD-1.5X4-4BK	plastic cable duct with cover, 1.5" w x 4" d x 6', qty. of 4,			
PCDB-90-1.5-12	brackets to mount plastic cable ducts, orients duct to face front/rear of rack, qty. of 12			

\*Plastic cable ducts can mount in between two racks, for 38 rackspace and higher sizes only

### CC Series, Vertical Steel Wire Cable Ducts

Steel cable chases are designed for use between ganged racks to provide ample space for routing cables.

- 4" width provides ample space for cable routing
- Steel construction with black powder coat finish
- Accept SPN Series side panels
- Custom width chases available, call for details
- Kits include front & rear vertical channels and solid top cover



CC-44-312

	Part #	Kit Description	Fits
Kits	CC-40-267	70" (40 Space) cable chase	WRK-40-27, MRK-4026
	CC-40-312	70" (40 Space) cable chase	WRK-40-32, MRK-4031
	CC-44-36	77" (44 Space) cable chase	MRK-4436, DRK19-44-36, VRK-44-36H
	CC-44-312	77" (44 Space) cable chase	WRK-44-32, MRK-4431, VRK-44-31H, DRKXX-44-31
	CC-44-267	77" (44 Space) cable chase	WRK-44-27, MRK-4426
	CC-44-423	77" (44 Space) cable chase	MRK-4442, DRKXX-44-42



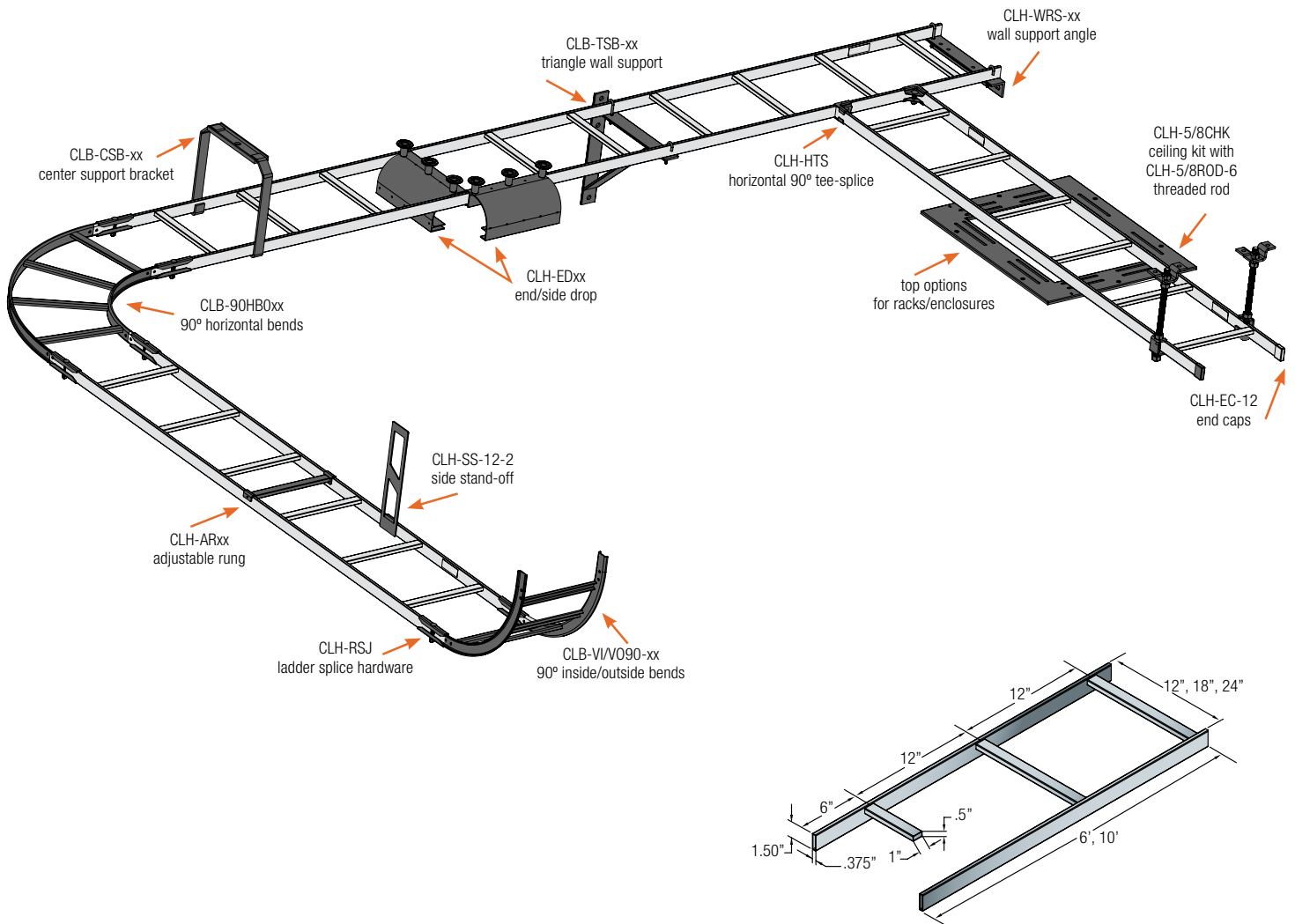


## Cable Ladders

Cable ladder systems are the gold standard for managing cable-heavy installations. Middle Atlantic offers a complete cable ladder system to keep large overhead bundles neat and organized while preventing unnecessary cable strain.

A complete line of fully welded cable ladders. Cable ladder sections ship fully boxed, which minimizes product damage and simplifies shipping and storage. Highly durable finish consists of 2 layers of black powder coat and is exceptionally scratch resistant. Compatible with most popular brands and accessories of cable ladders, these will work on both new and retrofit installations.

- Available in 12", 18", and 24" widths
- UL Listed






### Cable Ladder Hardware and Accessories

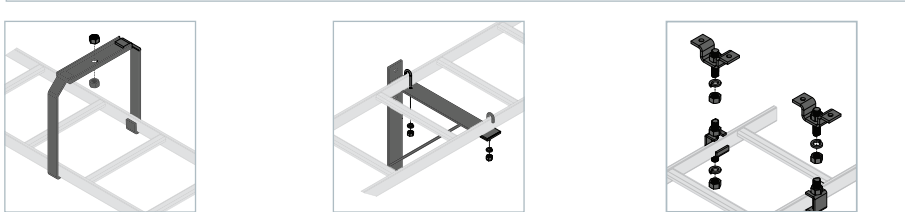
- A complete line of splice hardware, cable ladder drops, support brackets, and other compatible fittings to complete a cable support ladder installation

#### Ladder Sections



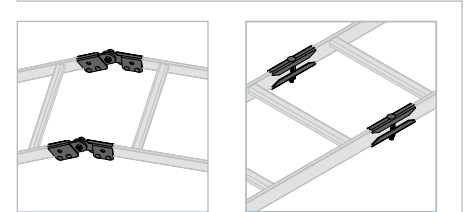
12" Wide Bulk Packs	12" Wide Part #	18" Wide Part #	24" Wide Part #	Description
CLB-6-12 (12 pieces)	CLB-6	CLB-6-W18	CLB-6-W24	6' long straight ladder section, black
CLB-10-12 (12 pieces)	CLB-10	CLB-10-W18	CLB-10-W24	10' long straight ladder section, black
	CLB-90HB	CLB-90HB-W18	CLB-90HB-W24	90° horizontal bend, black
	CLB-VI90	CLB-VI90-W18	CLB-VI90-W24	90° vertical inside bend, black
	CLB-VO90	CLB-VO90-W18	CLB-VO90-W24	90° vertical outside bend, black

#### Wall/Ceiling Mounts - black finish



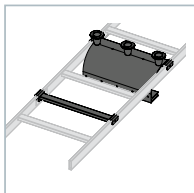
12" Wide 6 Packs	12" Wide Part #	18" Wide Part #	24" Wide Part #	Description
CLB-CSB-6	CLB-CSB	CLB-CSB-W18	CLB-CSB-W24	center support bracket
CLB-TSB-6	CLB-TSB	CLB-TSB-W18	CLB-TSB-W24	triangle wall support bracket
CLH-WRS-6	CLH-WRS or CLH-WRS-W6-W12	CLH-WRS-W18-W24	CLH-WRS-W18-W24	ladder wall support angle
CLH-5/8CHK-6	CLH-5/8CHK	CLH-5/8CHK	CLH-5/8CHK	5/8" slotted ceiling kit, fits all widths
	CLH-5/8ROD-12-4	CLH-5/8ROD-12-4	CLH-5/8ROD-12-4	12" long section 5/8" threaded rod, 4 pieces
	CLH-5/8ROD-6	CLH-5/8ROD-6	CLH-5/8ROD-6	6" long section 5/8" threaded rod, 1 piece
CLH-RES-6	CLH-RES	CLH-RES	CLH-RES	ladder end support hardware, fits all widths
CLH-RWC-6	CLH-RWC	CLH-RWC	CLH-RWC	ladder wall clamp, fits all widths

#### Junction & Splice Hardware - black finish



Part #	Quantity	Description
CLH-ADJH	1 pair	adjustable horizontal splice hardware
CLH-RSJ	1 pair	ladder end splice hardware
CLH-RSJ-6	6 pairs	ladder end splice hardware
CLH-HTS	1 pair	horizontal 90° tee splice hardware
CLH-HTS-6	6 pairs	horizontal 90° tee splice hardware
CLH-ADJT	1 pair	adjustable ladder end splice hardware
CLH-90T	1 pair	adjustable 90° tee splice hardware

#### Side, End Drops and Adjustable Rungs



12" Wide Bulk Packs	12" Wide Part #	18" Wide Part #	24" Wide Part #	Description
	CLH-AR12	CLH-AR18	CLH-AR24	adjustable rung (no drop)
	CLH-ARD12	CLH-ARD18	CLH-ARD24	adjustable rung drop with spools
CLH-ED11-4	CLH-ED11	CLH-ED17	CLH-ED23	end drop with spools
	CLH-ED5	CLH-ED5	CLH-ED5	5" wide end drop with spools, fits all widths
	CLH-ED8	CLH-ED8	CLH-ED8	8" wide end drop with spools, fits all widths
CLH-SD8-4	CLH-SD8	CLH-SD8	CLH-SD8	8" wide end drop with spools, fits all widths

#### Accessories

Part #	Description
CL-GK	cable ladder bonding kit
CLH-EC-12	cable ladder end caps (12 pieces)
CLH-JBOLT	5/16" J-bolts and nuts (1 pair)
CLH-SPOOL-10	cable management spools (10 pieces)
CLH-5/8ROD-12-4	12" long section 5/8" threaded rod, 4 pieces
CLH-5/8ROD-6	6" long section 5/8" threaded rod, 1 piece
CLH-SS-12-2	12" high, side stand-off, 2 pieces
CLH-ELS5/7	cable ladder elevation kit, 5-7"
CLH-ELS8/12	cable ladder elevation kit, 8-12"
CLH-ELS13/18	cable ladder elevation kit, 13-18"
MK-LA	ladder adapter kit for MRK-19-45-RL and RLA Series
MW-LA	top option for DRK, MRK, WRK, VRK and VMRK Series enclosures




## Cable Management Accessories

Products in this section provide additional support and protection to cable management systems.

### Cable Management Straps

Reusable cable management straps are made from Velcro® and are perfect for managing cables that are sensitive to strain. This is because they are wider and softer than common wire ties, and therefore are less likely to cause pinching damage to the cables.

- Wide straps fasten cables without pinching
- Genuine Velcro® construction
- Straps are 8" long
- Sold in packs of 12 pieces



TW12

Part #	Description	Quantity
TW12	8" cable/wire management Velcro® straps	12

### Protective Grommets

Grommets protect cables passing through knockouts or any possible pinch point.

- Protects cables when passing sharp edges
- Available in several styles to match rack knockouts
- Flexible grommet material can also be used on most metal edges up to 1/8" thick



GK4 grommet ring

Part #	Description	Quantity
GK-1X7G	1" x 7" gland grommet ring	4
GK-3G	3" gland grommet ring	4
GK-4G	4" gland grommet	4
GK4	4" grommet ring	4
GR-30	Flexible black grommet material	30 ft.



GR-30


GK-4G gland grommet

### Cable Claw Cable Hanger


The unique dual-size "claw" configuration of this versatile wall mount cable hanger provides efficient storage for all cables large and small.

- Hanging cable storage is fast and convenient
- Available with or without side trays for storing small items
- Steel construction with black powder coat finish

Part #	Dimensions
CLAW	16" w x 3-1/2" d, with side trays
CLAW14	14" w x 3-1/2" d



CLAW



CLAW application

### Brackets and Tie Points

Middle Atlantic offers several handy bracket and tie point models that can be used to secure cables.

Part #	Description	Quantity
CMB-6	cable manager brackets	6
TSW-15	cable tie saddle	15



CMB-6



TSW-15 application





# thermal management

Thermal Management plays a critical role in overall system reliability because heat has been proven to substantially reduce the service life of most equipment. Maintaining the recommended constant operating temperature for most equipment (max 85°) will help provide a long service life for the equipment inside an enclosure. Why 85°? Most studies have shown that for every 10° rise, digital equipment life is reduced by approximately 40%!





Middle Atlantic offers a wide range of cooling products to meet the needs of nearly any environment. We offer a full selection of quiet, thermostatic and proportionally controlled cooling options that save energy.



### UQFP Series, Ultra Quiet Fan Panels

These award-winning premium cooling panels are quiet and effective. Ideal for cooling smaller systems in visible locations such as living spaces and AV studios. Designer versions also feature dimmable displays and have a black brushed and anodized finish.



UQFP-4D



UQFP-4RT



UQFP-4DRA  
designer look and finish

- Compact two-space size saves rackspace
- Thermostatic, proportional speed fan control is quiet and saves energy
- Includes local and remote overtemp notification for system reliability
- Choice of black powder coat or black brushed and anodized finish

120V Part #	220V Part #	Racking Height	# of Fans	Overtemp Notification			User Definable Overtemp Setting	Fan Failure Notification Local & Remote Display	Free Air Rating	Max Sound Level	Finish	Aesthetics
				Local LED	Local Display	Remote						
UQFP-2	IUQFP-2	3-1/2" (2 space)	2	✓	-	✓	-	-	50 CFM	24 dB	black powder coat	basic
UQFP-2D	IUQFP-2D	3-1/2" (2 space)	2	✓	✓	✓	✓	✓	50 CFM	24 dB	black powder coat	basic
UQFP-4	IUQFP-4	3-1/2" (2 space)	4	✓	-	✓	-	-	100 CFM	27 dB	black powder coat	basic
UQFP-4D	IUQFP-4D	3-1/2" (2 space)	4	✓	✓	✓	✓	✓	100 CFM	27 dB	black powder coat	basic
UQFP-4DRA	IUQFP-4DRA	3-1/2" (2 space)	4		dimnable	✓	✓	✓	100 CFM	27 dB	black, brushed & anodized	designer
UQFP-4RA	IUQFP-4RA	3-1/2" (2 space)	4			✓			100 CFM	27 dB	black, brushed & anodized	designer
UQFP-4RA-I/O**		7" (4 space)**	8						100 CFM	30 dB	black, brushed & anodized	designer
UQFP-4RIS***		3-1/2" (2 space)	4						100 CFM	27 dB	black, brushed & anodized	designer
UQFP-4RT		3-1/2" (2 space)	4						100 CFM	27 dB	black powder coat	basic

\*\*Includes two fan panels (one for intake, one for exhaust) plus connecting cable \*\*\*Intake unit can be added to existin UQFP installations



### QFP Series, Quiet Fan Panels/Assemblies

These fan panel assemblies provide quiet cooling for demanding environments.

- Occupies 3 rackspaces
- Comes complete with fan(s) and grille(s) installed; cord ad plug included
- Choice of black powder coat or black brushed and anodized finish



QFP-1



QTFP-2

120V Anodized Part #	120V Textured Part #	220V Anodized Part #	220V Textured Part #	# of Fans	Free Air Rating	Racking Height	Max Sound Level
QFP-1	QTFP-1	QFP-1-119	QTFP-1-119	1	50 CFM	5-1/4" (3 spaces)	30 dB
QFP-2	QTFP-1	QFP-2-119	QTFP-2-119	2	100 CFM	5-1/4" (3 spaces)	33 dB

### QBP Series, Quiet Blower Panels

This unique product series from Middle Atlantic uses a pair of our custom-designed blowers to move up to 100 CFM of cooling air quietly in only one rackspace! Intelligent proportional speed control, and high static pressure to maintain airflow even through crowded rackspace.

- Compact one-space unit saves rackspace
- Choice of black powder coat or black brushed and anodized finish
- Half rack size available



QBP-2




HR-QBP-1

120V Part #	220V Part #	Black Finish	# of Blowers	Max Sound Level	Free Air Rating	Racking Height	Overall Width
QBP-2A	IQBP-2A	Anodized	2	32 dB	100 CFM	1-3/4" (1 space)	19"
QBP-2	IQBP-2	Flat	2	32 dB	100 CFM	1-3/4" (1 space)	19"
HR-QBP-1*		Anodized	1	32 dB	50 CFM	1-3/4" (1 space)	10.4"

\*For half racks, such as HRF, see pg. 106



PDCOOL-1015RA



PDCOOL-1115R

### PowerCool Series, Power and Cooling

A single rackspace power distribution unit featuring ultra-quiet, powerful cooling, the PowerCool™ Series utilizes proportional speed blower control to run efficiently and save energy.

- 15, 20 Amps available
- 50 CFM free air rating
- Key switch model available for additional security



Part #	Description	# of Outlets	Amperage	Free Air Rating	Surge Protection	Racking Height	Max Sound Level	Finish
PDCOOL-1015RA	power distribution unit	10	15	50 CFM	Yes, two-stage	1-3/4" (1 space)	29 dB	black brushed & anodized
PDCOOL-1020RK	power distribution unit with key switch	10	20	50 CFM	Yes, two-stage	1-3/4" (1 space)	29 dB	flat black
PDCOOL-1115R	power distribution unit with front convenience outlet	11	15	50 CFM	Yes, two-stage	1-3/4" (1 space)	29 dB	flat black
PDCOOL-1120R	power distribution unit with front convenience outlet	11	20	50 CFM	Yes, two-stage	1-3/4" (1 space)	29 dB	flat black

### FTA Series, Fan Tray System

Locates fans directly above hot equipment to help supplement rack cooling systems by moving hot air in the right direction.

- Uses 4" DC fans for quiet operation
- 8 fan mounting positions and optional add-on fan to position fans where needed
- Energy-saving thermostatic control
- Adjustable mounting range of 18"-32"
- Compact one-space unit saves rackspace
- Ideal for use with VRS vented rackmount shelf, pg. 196



FTA-3

120V Part #	220V Part #	Description	Free Air Rating
FTA-3	IFTA-3	3 fan tray	207 CFM
FTA-6	IFTA-6	6 fan tray	414 CFM
FT-FAN	-	add-on 4" DC fan	69 CFM

### Decora® Mount Temperature Display

These displays monitor internal enclosure temperature, providing an LED readout.

- Includes plug-in power supply
- Includes temperature sensor with 5' cord to monitor desired location
- Mounts in any Decora® style opening
- Bright three digit, green LED display
- Adjustable overtemp setting with local and remote notification



TEMP-DEC

Part #	Description
TEMP-DEC	temperature display
JDC-12X18	18", 12 volt DC jumper wire, 2 pieces
T1P	1 space rackmount panel pre-configured w/ 1 TEMP-DEC temperature display





## Quiet-Cool Series™, Component, Cabinet and Closet Cooling

Middle Atlantic offers this unique set of products called Quiet-Cool Series™, which was designed to provide effective thermal management for several specific installation environments. Every product in this series employs smart thermostatic control to save energy and reduce unnecessary noise.

### Component Cooler

- Lays on top of hot components to move air

120V Part #	220V Part #	Description	Free Air Rating	Max Sound Level
COMP-COOL	ICOMP-COOL	1 fan, power supply	8 CFM	19 dB
COMP-COOL-3*	ICOMP-COOL-3*	3 fans, connects to single power supply	8 CFM per fan	24 dB
COMP-COOL-E	ICOMP-COOL-E	1 fan, connects to COMP-COOL3	8 CFM	19 dB
COMP-COOL50	ICOMP-COOL50	system activates automatically when needed	50 CFM	29 dB
COMP-COOL50P	ICOMP-COOL50P	platform, system activates automatically when needed	50 CFM	29 dB

\*36" length between connectors



COMP-COOL50

### Cabinet Cooler

- Mounts inside small cabinets, credenzas, or similar enclosures to move air

120V Part #	220V Part #	Description	Free Air Rating	Max Sound Level
CAB-COOL	ICAB-COOL	cabinet cool system	20 CFM	24 dB
CAB-COOL50	ICAB-COOL50	cabinet cool system	50 CFM	29 dB
CAB-COOL-2	ICAB-COOL-2	dual cabinet cool system	40 CFM	27 dB



CAB-COOL50

### Closet Cooler

- For small systems in enclosed closes

120V Part #	220V Part #	Description	Free Air Rating	Max Sound Level
CLS-COOL1	ICLS-COOL1	active exhaust, passive intake	50 CFM	25 dB
CLS-COOL2	ICLS-COOL2	active exhaust, active intake	50 CFM	28 dB



CLS-COOL1

### Duct Cool™ System

- Cools large enclosed areas
- ETL Listed

Part #	Free Air Rating	Duct Size	Free Air dB Rating**
DUCT-COOL-1PT	135 CFM	4"	35.7 dB
DUCT-COOL-2PT	293 CFM	6"	36.5 dB

\*\*measured 1 meter from the air intake, centered horizontally & vertically, using 15' of straight insulated duct

Part #	Description	Fits
ERK-DT-DT	Duct Cool™ Adapter	WMRK, ERK
MW-DT	Duct Cool™ Adapter	DRK, WRK, MRK, VRK, VMRK

Part #	Description
THERM-A	optional user controlled thermostat with setpoint range of 60°F to 100°F



DUCT-COOL-2PT application



## Fans, Fan Kits and Accessories

Middle Atlantic offers a range of high quality fans and fan kits to let installers implement their selected thermal management strategy. Fan kits include fans, guards, and necessary vent blockers, and are designed for specific racks or usage locations such as for rear doors as noted. Some kit models also include intelligent thermostatic controls to save energy and minimize unnecessary noise.

- Fans are ball-bearing design for long life and quiet operation
- Fans include mounting hardware and cords
- Fan kits include fans, guards, and necessary vent blockers

### Fans




AXS-FAN



FAN-6

Part #	Voltage	Size	Depth	Free Air dB Rating	Free Air Rating
FAN	120V	4-1/2"	1-1/2"	39 dBA	95 CFM
QFAN	120V	4-1/2"	1-1/2"	<30 dBA	50 CFM
FAN-6	120V	6"	1-1/2"	49 dBA	220 CFM
FAN-10	120V	10"	3-1/2"	49 dBA	550 CFM
BMF-FAN10	120V	10"	4-1/4"	60 dBA	825 CFM
FAN-119	220V	4-1/2"	1-1/2"	39 dBA	95 CFM
QFAN-119	220V	4-1/2"	1-1/2"	<30 dBA	50 CFM

### Fan Kits



typical fan kit

Part #	Application	# of Fans	Free Air Rating	Other Items Included
5-FAN-K	top fits Slim 5 Series	2	114 CFM	hardware
DCFANKIT-4	rear panel, fits RK/ BRK and RDR Series	4	100 CFM	120V adapter and controller
FAN2-DC	rear door	2	138 CFM	cord, and hardware, 120V
FAN2-DC-FC	rear door	2	138 CFM	hardware and controller, 120V
IMFR-FANKIT-2	rear panel, fits MFR Series	2	50 CFM	power supply, 220V
MFR-FANKIT-2	rear panel, fits MFR Series	2	50 CFM	power supply, 120V


### Filter Panel



FILTER

Part #	Racking Height	Description
FILTER	5-1/4" (3 spaces)	1" thick, washable fan filter panel

### FP Series, Fan Panels



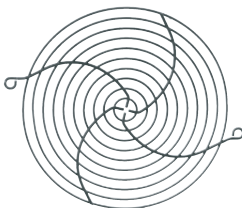
FP1

FP2

Black Anodized Part #	Black Textured Part #	Racking Height	Accommodates
FP1	TFP1	5-1/4" (3 spaces)	one 4-1/2" fan
FP2	TFP2	5-1/4" (3 spaces)	two 4-1/2" fans
FP3	TFP3	5-1/4" (3 spaces)	three 4-1/2" fans

### Fan Guards

Part #	Fits
GUARD	4-1/2" fan
GUARD-6	6" fan
GUARD-10	10" fan

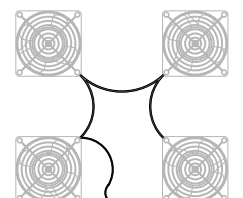


GUARD-6

### Fan Cords

- Saves outlet space

Part #	Description
FANCORD-2X1	fan cord, accommodates two fans
FANCORD-3X1	fan cord, accommodates three fans
FANCORD-4X1	fan cord, accommodates four fans



FANCORD-4X1



### KO Series Thermal Management Components for Rear Door

Middle Atlantic Products standard solid rear doors on WRK, MRK, and ERK Series enclosures are configurable to support the desired cooling strategy. Products in this section are designed to fit in these doors after the laser knockouts are removed.




KO-AWFP2

Part #	Description	Fits
KO-AWFP2	fan kit with two fans, 190 CFM, 120V	WRK, MRK, ERK standard solid rear doors
IKO-AWFP2	fan kit with two fans, 190 CFM, 220V	WRK, MRK, ERK standard solid rear doors
KO-CRD-FAN	fan kit with two fans, 190 CFM and two vents	solid split rear doors
KO-CRD-VT	guard kit, 4 pc.	solid split rear doors
KO-FILTER3	filter kit	WRK, MRK, ERK standard solid rear doors
KO-VT3	vent panel kit	WRK, MRK, ERK standard solid rear doors
KO-WSB3	blank panel kit	WRK, MRK, ERK standard solid rear doors

### VBK Series, Vent Blocker Kit

Vent blockers prevent the recirculation of hot air between top-mount fans and nearby vent openings to ensure the heated air will be forced out through the top mounted fans.

- Kits include the properly sized blockers for the intended model



VBK-DRK

Part #	Fits	Part #	Fits	Part #	Fits
VBK-W27-W32	WRK-xx27 & WRK-xx-32	VBK-D17	DWR-xx-17	VBK-PTRK	PTRK-xx
VBK-WSA27	WRK-xxSA-27	VBK-SD22	SR-40-22, DWR-xx-22	VBK-PTRK26	PTRK-xx26
VBK-WSA32	WRK-xxSA-32, WR-xx-32*	VBK-S28	SR-xx-28	VBK-BGR	BGR Series
VBK-E20	ERK-xx20, DWR-xx-26	VBK-S32	SR-xx-32, DWR-xx-32	VBK-BGR-SA	BGR-SA Series
VBK-E25	ERK-xx25	VBK-S42	WR-xx-42*	VBK-DRK	DRK Series
VBK-E28	ERK-xx28	VBK-V	VRK-44-31H/VRK-44-36H		

\*When WR is not flush against a wall, block the rear opening with the optional rear access panel, model # WR-RAP-xx

### FC Series, Thermostatic AC Fan Control

These controllers extend both equipment and fan life and reduce service calls by varying the fan speed of up to four fans based on temperature.

- Control up to four fans, depending on model
- 3 user-selected temperature ranges
- Includes temperature sensor with 5 ft. cord
- ETL Certified



FC-CFRD

Part #	Description	# of Fan Controlled Outlets
FC-4A	mounts in MPR Series raceways only pg. 180	4
FC-4-1CA	mounts to rackrail brackets or any flat surface	4
FC-4-IEC	mounts to rackrail brackets or any flat surface, 220V	4
FC-2-215-1CA	mounts to rackrail brackets or any flat surface, includes two 15 Amp outlets	2
FC-CFRD	rackmount unit powers up to 16 fans in a fully populated system, designed specifically to control high CFM rear doors (CFRD Series) pg. 49	



FC-2-215-1CA



### High Definition Rackmount Consoles

High Definition LCD Rackmount Consoles are designed for the needs of the AV system, with a 100% digital platform that maintains complete digital signal integrity. This results in data that remains intact between source and display with no compatibility issues and no need for specialty cabling or accessories. Supporting a broad range of applications, rackmount consoles are ideal whenever rackmount control and system monitoring is required.

- High definition (1080p), widescreen (16:9)
- Designed for digital video, featuring an HDMI® certified 100% digital platform including HDMI/DVI inputs and HDCP compliance
- No special cables required – compatible with industry standard cables and extenders
- KVM model is IP-enabled for remote monitoring and management
- Models available in standard console configuration for single systems or console with 8 Port KVM for managing multiple systems from a single station
- Compact, 1-rackspace design includes 17" widescreen display, keyboard and touchpad
- Dual rail design allows monitor to reside in open position for system monitoring while keyboard is recessed
- Fast one-person installation with quick-install rails
- Front USB port



RM-KB-LCD17KVMHD



RM-KB-LCD17HD



RM-KB-LCD17KVMHD

Part #	Screen Size	Resolution	Racking Height	Inputs	Remote Console Outputs	IP-enabled
RM-KB-LCD17HD	17" (16:9)	1080p (HD)	1-3/4" (1 space)	VGA, DVI, HDMI, USB	VGA, DVI, HDMI, USB	–
RM-KB-LCD17KVMHD				HDMI (8), USB (8), DVI (6)	HDMI, USB (2)	yes





### Lighting

Middle Atlantic offers a range of rackmount lighting and work lights to meet a variety of needs. Rackmount lighting is there when you need it; we offer styles for both back-of-the-rack and end-user front accessible lighting. And, we offer several styles of work light to meet installer and maintenance needs. Explore the offerings below to find the most appropriate model.

#### LT-GN Series, LED Gooseneck Light

- Portable lights can be powered by USB port or standard 120V outlet
- Rackmount panel version has two independently positionable lights
- Lights have off/on switch
- Long-lasting LED sources stay cool and bright

Part #	Description	Powered By
LT-GN	gooseneck LED light with USB connector	PDLT-815RVA, PD-915RV-RN, LT-1Rx or any computer w/ standard USB port
LT-GN-PL	gooseneck LED light with USB 120V adapter	Any 120V power outlet, including vertical power strips
LT-GN-PNL	one rackspace rackmount panel with dual gooseneck LED lights	
LT-GN-WL	magnetic worklight, gooseneck, includes 32 LED lights	



#### PDLT Series, Rack Light and Power

- One-space design to save space
- 15 Amps; single circuit
- ETL Listed

Part #	Rear Outlets	Surge Protection	Cord Length	Chassis Depth	Finish
PDL-815RVA	8	Yes	9'	13-1/2"	black brushed and anodized
PDL-815RV-RN	8	Yes, two-stage with remote notification	9'	13-1/2"	black powder coat



#### LT-1R Series, Rackmount Light

Rackmount lighting features retractable LED light for evenly distributed illumination of the rackmounted components below.

- One-space design to save space
- Choice of black powder coat or black brushed and anodized finish

Part #	Cord Length	Chassis Depth	Finish
LT-1R	9'	13-1/2"	black powder coat
LT-1RA	9'	13-1/2"	black brushed and anodized



#### WL Series, Magnetic Work Light

- Powerful magnets keep lights in place and attach to any steel rack surface
- Cool, efficient fluorescent bulb
- UL Listed

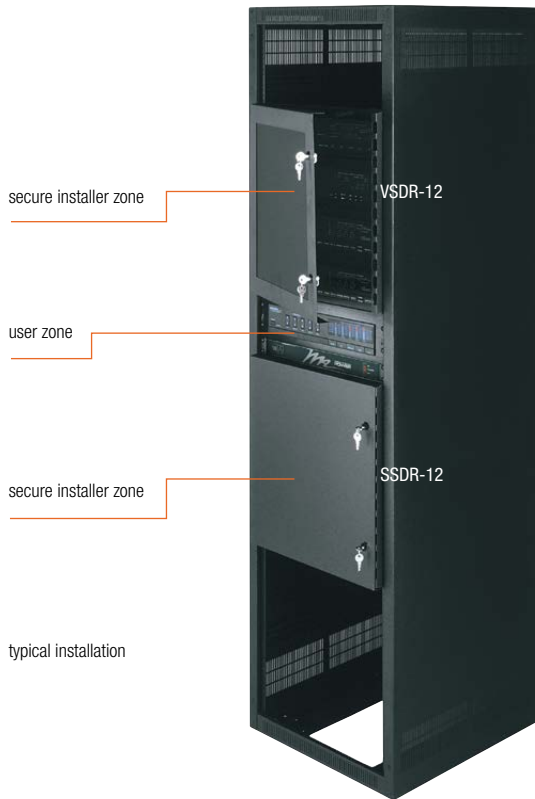
Part #	Description	Powered By
WL-60	magnetic work light, jointed arm, v13W fluorescent bulb, long 18' cord	Any 120V power outlet, including vertical power strips





## Security Options

Middle Atlantic Products knows that many systems are installed in semi-accessible or accessible locations and so we offer a selection of security covers, doors and rackscrews to protect valuable equipment and critical connections. Models in this section include solid and vented covers as well as lockable solid and plexi doors to match the needs of the project.



## Security Doors

Hinged, keylocked security doors allow front access to a select portion of rackmount equipment. Mount equipment which needs to be secured behind these doors in the “installer zone” to keep unauthorized users from tampering. Keep equipment which needs to be client-accessed in the open portion of the rack in the “user zone.”

- Choice of plexiglass, vented, and solid styles
- Sturdy steel construction with black powder coat finish

Solid Part # Knob Clearance 1-3/8"	Plexi Part # Knob Clearance 1-1/8"	Vented Part # Knob Clearance 1-1/8"	Racking Height
SSDR-8	PSDR-8	VSDR-8	14" (8 rackspace)
SSDR-12	PSDR-12	VSDR-12	21" (12 rackspace)
SSDR-15			26-1/4" (15 rackspace)
SSDR-16	PSDR-16	VSDR-16	28" (16 rackspace)
SSDR-20	PSDR-20	VSDR-20	35" (20 rackspace)
SSDR-21			36-3/4" (21 rackspace)



### Hinged Security Covers

Cover specific equipment while allowing access with a key. Smoked plexiglass doors allow visibility to protected equipment.

- Steel frame with keylocked 3/16" smoked-gray plexiglass door
- 1-1/2" depth easily clears controls on most equipment
- Use with security screws for additional security (pg. 240)
- Available in 2, 3, 4, and 8 rackspace sizes

Part #	Racking Height
SECL-2	3-1/2" (2 rackspace)
SECL-3	5-1/4" (3 rackspace)
SECL-4	7" (4 rackspace)
SECL-8	14" (8 rackspace)



### Fixed Security Covers

Fight equipment tampering with these tough fixed security covers. Secure and cost-effective.

- Choice of regular or fine metal perforation or fixed plexiglass window for easy equipment viewing
- 1" depth clears controls on most equipment
- Use with security screws for additional security

Type	Part #	Racking Height
Regular Perf Allows unobstructed view of knob settings, 64% open area	S1	1-3/4" (1 rackspace)
	S2	3-1/2" (2 rackspace)
	S3	5-1/4" (3 rackspace)
	S4	7" (4 rackspace)
Fine Perf Allows sight of LEDs, most secure, 25% open area	SF1	1-3/4" (1 rackspace)
	SF2	3-1/2" (2 rackspace)
	SF3	5-1/4" (3 rackspace)
	SF4	7" (4 rackspace)
Plexiglass	SL-1	1-3/4" (1 rackspace)
	SL-2	3-1/2" (2 rackspace)
	SL-3	5-1/4" (3 rackspace)





### Blank Panels

Blank panels cover open areas on an installed rack face, providing a clean, professional appearance. Blank panels also serve an essential thermal management function by blocking unwanted airflow.

- Completes a finished, professional appearance
- Supports thermal management by preventing recirculation of hot air
- Sizes from 1/3 space up to 6 space panels
- Matching finishes are available



EB1-H



EB1/3



FEB1

### Economy Blank Steel Panels

- 1/3 and 1/2 space panels ideal for non-fullspace components
- Panels in contractor packs are individually poly-bagged for protection

Flanged Part #	Flat Part #	Racking Height
EB1	FEB1	1-3/4" (1 rackspace)
EB2	FEB2	3-1/2" (2 rackspace)
EB3	FEB3	5-1/4" (3 rackspace)
EB4	FEB4	7" (4 rackspace)
EB5	FEB5	8-3/4" (5 rackspace)
EB6	FEB6	10-1/2" (6 rackspace)
EB1/2		0.875" (1/2 rackspace)
EB1/3		0.583" (1/3 rackspace)
EB1-H*		1.75" (1 rackspace)

Contractor/Master Packs		
Flanged Part #	Flat Part #	Qty
EB1-CP12	FEB1-CP12	12
EB2-CP12	FEB2-CP12	12
EB3-CP6	FEB3-CP6	6
EB4-CP6	FEB4-CP6	6
EB1MP	FEB1MP	50
EB2MP	FEB2MP	25

\*blank panel has handles for gripping pull-out rack systems

### Flat Black Aluminum Blank Panels

- Choice of flanged or flat styles
- Sizes from 1 space up to 4 space panels
- Aluminum construction; can be machined if needed
- Panels in contractor packs are individually poly-bagged for protection



PBL-2



PHBL-3



PBL-1ID

Flanged Part #	Flat Part #	Racking Height
PBL-1	PHBL-1	1-3/4" (1 rackspace)
PBL-2	PHBL-2	3-1/2" (2 rackspace)
PBL-3	PHBL-3	5-1/4" (3 rackspace)
PBL-4	PHBL-4	7" (4 rackspace)
PBL-1ID*		1-3/4" (1 rackspace)

Contractor/Master Packs		
Flanged Part #	Flat Part #	Qty
PBL1-CP12	PHBL1-CP12	12
PBL2-CP12	PHBL2-CP12	12
PBL3-CP6	PHBL3-CP6	6
PBL4-CP6	PHBL4-CP6	6

\*comes with ID strip





Check out our accessory bundles pg.

### Textured Blank Steel Panels

- Complements RSH4S custom rackshelves and other textured accessories
- Sturdy steel construction
- Sizes from 1 space up to 6 space panels
- Panels in contractor packs are individually poly-bagged for protection

Flanged Part #	Racking Height	Contractor/Master Packs	
		Flanged Part #	Qty
SB1	1-3/4" (1 rackspace)	SB1-CP12	12
SB2	3-1/2" (2 rackspace)	SB2-CP12	12
SB3	5-1/4" (3 rackspace)	SB3-CP6	6
SB4	7" (4 rackspace)	SB4-CP6	6
SB5	8-3/4" (5 rackspace)		
SB6	10-1/2" (6 rackspace)		




### Black Brushed and Anodized Blank Panels

- The most aesthetic blank panels available with a black brushed and anodized finish
- Choice of flanged or flat styles
- Aluminum construction with premium anodized finish
- Sizes from 1/3 space up to 6 space panels
- 1/3 and 1/2 space panels ideal for non-fullspace components
- Complements RSH4A custom rackshelves and other anodized accessories

Flanged Part #	Flat Part #	Racking Height	Flanged Part #	Flat Part #	Racking Height
BL1	HBL1	1-3/4" (1 rackspace)		HBL6	10-1/2" (6 rackspace)
BL2	HBL2	3-1/2" (2 rackspace)	BL1/2		0.875" (1/2 rackspace)
BL3	HBL3	5-1/4" (3 rackspace)	BL1/3		0.583" (1/3 rackspace)
BL4	HBL4	7" (4 rackspace)	BL1-H*		1.75" (1 rackspace)
	HBL5	8-3/4" (5 rackspace)			

\*blank panel has handles for gripping pull-out rack systems



### Wrinkled Blank Panels

- Sturdy steel construction with flanges for extra strength
- Sizes from 1 space up to 4 space panels

Flanged Part #	Racking Height
WSB1	1-3/4" (1 rackspace)
WSB2	3-1/2" (2 rackspace)
WSB3	5-1/4" (3 rackspace)
WSB4	7" (4 rackspace)





### Vent Panels

Vent panels cover open areas on an installed rack face, providing a clean, professional appearance, while maintaining open area for cooling airflows. Middle Atlantic Products stocks many variations to meet every project need.

Note: venting is not always better – for more information on cooling strategies and practices, please see our white paper or contact our professional technical support department.


- Completes a finished, professional appearance
- Supports thermal management by allowing cooling airflows
- Sizes from 1 space up to 4 space panels
- Matching finishes are available

### Flat Black Vent Panels

- Sturdy steel construction
- Sizes from 1 to 4 spaces
- VTB models manufactured with light blocking material
- Panels in contractor packs are individually poly-bagged for protection




EVT2



VT2



VTB-1



HR-EVT1

17% Open Area	Racking Height
Flat Part #	
EVT1	1-3/4" (1 rackspace)
EVT2	3-1/2" (2 rackspace)
HR-EVT1*	1-3/4" (1 rackspace)
HR-EVT2*	3-1/2" (2 rackspace)
Contractor Packs	
Part #	Qty
EVT1-CP12	12
EVT2-CP12	12

\*Designed specifically for the HRF Series, pg. 106

64% Open Area	25% Open Area	Racking Height
Perf Part #	Perf Part #	
VT1	VTF1	1-3/4" (1 rackspace)
VT2	VTF2	3-1/2" (2 rackspace)
VT3	VTF3	5-1/4" (3 rackspace)
VT4	VTF4	7" (4 rackspace)
Contractor Packs		
Part #	Part #	Qty
VT1-CP12	VTF1-CP12	12
VT2-CP12	VTF2-CP12	12
VT3-CP6	VTF3-CP6	6
VT4-CP6	VTF4-CP6	6

64% Open Area	Racking Height
Part #	
VTB-1	1-3/4" (1 rackspace)
VTB-2	3-1/2" (2 rackspace)
VTB-3	5-1/4" (3 rackspace)



### Black Brushed and Anodized Vented Panels

Brushed and anodized vent panels to match other anodized components and accessories are available from 1 to 3 rackspaces.

- Aluminum construction
- Black brushed and anodized finish

17% Open Area Anodized Part #	20% Open Area Part #	Racking Height
EVA-1	VTP-1	1-3/4" (1 rackspace)
EVA-2	VTP-2	3-1/2" (2 rackspace)
	VTP-3	5-1/4" (3 rackspace)



EVA-2



VTP-2

### Hinged Accessory Mounting Panel

Provide quick access to rack interiors for servicing and maintenance.

- Available in solid, vented or with patented universal mounting pattern for small component mounting
- Tool-less captive, threaded thumbscrews will not get lost

Solid Part #	Universal Mounting Part #	Vented Part #	Racking Height
AP-2	APM-2	APV-2	3-1/2" (2 rackspace)
	APM-3		5-1/4" (3 rackspace)
AP-4	APM-4	APV-4	7" (4 rackspace)
AP-6		APV-6	10-1/2" (6 rackspace)



APM-3



AP-4




### Connector Panels

Middle Atlantic Products offers a wide selection of utility and special-purpose chassis and connector panels to support your project needs. As is the case with our other products, each of these models was designed with speed and effectiveness in mind to provide installers with excellent installation results, and work with all our rack systems.



UNI-1



UNI-1-C

### Universal Connector Panel


The UNI Series laser-cut connector panels feature knockouts designed to accept a number of connectors, including XLR and Neutrik.

- Design allows mounting of both male and female connectors to the same holes simply by knocking out the correct pattern
- Incorporates a 2-5/8" strain relief shelf with tie-points for cable management (UNI-1)

Part #	Laser-Cut Knockouts	Racking Height
UNI-1	16	1-3/4" (1 rackspace)
UNI-2	32	3-1/2" (2 rackspace)
UNI-1-C	16	1-3/4" (1 space) - includes cable management



AVIP-FK1



AVIP-FK2



shown with plates installed



More AVIP plates from Wiremold® at [middleatlantic.com](http://middleatlantic.com)

### AVIP Rackmount Panel System

This great solution provides rackmount connectivity without the wait or expense of custom panels.

- Holds industry-standard modular AV connector plates including Wiremold® AVIP, Extron® MAAP, and FSR IPS
- Works with single, double, and triple size plates
- Fixed and easy-access hinged styles are available for standard racks
- Fixed styles are also available for half-rack applications

Fixed Part #	Swing Out Part #	Description
AVIP-FK1	AVIP-SF1	1 space, 19" width
AVIP-FK2	AVIP-SF2	2 space, 19" width
AVIP-HFK1		1 space, 10" width





## UCP Series, Modular Panel System


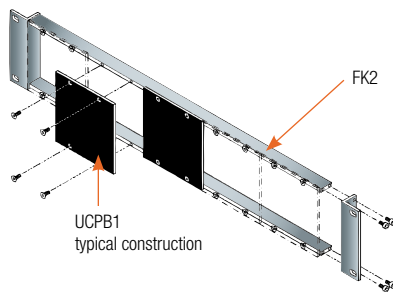
Build Your Own Custom Connector Panel Using Off-The-Shelf Components! Middle Atlantic Products UCP Series modular custom panel system assembles quickly and easily using either a 2 or 4 space frame kit and your selections from an extensive collection of prepunched modules.

- Modules accept popular connectors such as XLR, Neutrik, Elco, Canare and more
- UCP modular assemblies simply bolt together using supplied hardware
- When completed, all hardware is flush to create a professional appearance
- Visible parts have a black brushed and anodized finish
- Blank and vented panels are also available to fill unused spots
- All modules are constructed of aluminum

### UCP Series Frame Kit

- Bolts modules to them in any combination

Frame Kits Part #	Racking Height
FK2	1-3/4" (1 rackspace)
FK4	3-1/2" (2 rackspace)




### UCP Series Chassis

The 2 space UCP chassis holds five modules in the front, and five modules in the rear. Shipped fully-assembled, each unit is comprised of four threaded FK bars, a pair of ears 9" deep, top and bottom, and all necessary module mounting hardware. The top & bottom can be easily removed, leaving the frame intact.



### UCP Series Cable Tray, 2 Space

The UCP cable tray includes FK2 bars, mounting ears and bottom. 5" deep tray provides superior cable strain relief with a multitude of wire-tie slots. Occupies 2 rackspaces (3-1/2").



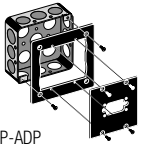
### UCP Series Hinged Frame Kit, 2 Space

This hinged version of the FK2 frame kit allows rear access to modules. Captive 10-32 threaded thumbscrews hold the frame closed and require no tools to open. Kit includes a pair of threaded FK bars, hinged ear, captive thumbscrew ear, and all module mounting hardware.






UCP Series, Modular Panel System



UCP-ADP  
UCP Adapter, 1900 Electrical Box  
Adapts any single UCP module to a standard 1900 electrical box



UCPB1  
UCP Blank Module, Single Width  
Fills unused spots or drill your own connector mounting pattern




UCPB2  
UCP Blank Module, Double Width  
Fills unused spots or drill your own connector mounting pattern



UCPB3  
UCP Blank Module, Triple Width  
Fills unused spots or drill your own connector mounting pattern



UCP-FAN  
15 CFM Fan, Mounts to UCP Frame Kit  
Fan rated to move 15 CFM at 25 dBA



UCP-VT  
UCP Vent  
Fills unused space while providing ventilation




1/2BNC1  
UCP Module, One 1/2" BNC Punchout  
Fits 1/2" diameter BNC shells




1/2BNC2  
UCP Module, Two 1/2" BNC Punchouts  
Fits 1/2" diameter BNC shells



1/2BNC4  
UCP Module, Four 1/2" BNC Punchouts  
Fits 1/2" diameter BNC shells



1/2BNC5  
UCP Module, Five 1/2" BNC Punchouts  
Fits 1/2" insulated BNC connectors for RGBHV



1/2BNC6  
UCP Module, Six 1/2" BNC Punchouts  
Fits 1/2" diameter BNC shells



1/4X4  
UCP Module, Four 1/4" Punchouts  
Fits RCA jacks, some switches and LEDs



1DB25  
UCP Module, One DB25 Punchout  
Fits the popular data multipin connector



1DB9  
UCP Module, One DB9 Punchout  
Fits the popular data multipin connector



1ELCO90  
UCP Module, EDAC/ELCO 90 Pin Punchout  
Fits 90 pin Elco/Edac connectors



1G1  
UCP Module, G1 Punchout  
Fits "G" Series AMP connectors



1W1  
UCP Module, 39 pin Whirlwind Punchout  
Fits 39 pin Whirlwind



1W2  
UCP Module, 61 pin Whirlwind Punchout  
Fits 61 pin Whirlwind



2DB15  
UCP Module, Two DB15 Punchouts  
Fits the popular data multipin connector



2DB25  
UCP Module, Two DB25 Punchouts  
Fits the popular data multipin connector




2DB37  
UCP Module, Two DB37 Punchouts  
Fits the popular data multipin connector



2DB50  
UCP Module, Two DB50 Punchouts  
Fits the popular data multipin connector




2DB9  
UCP Module, Two DB9 Punchouts  
Fits the popular data multipin connector



2ELC090

UCP Module, Two EDAC/  
ELCO 90 Pin Punchouts  
Fits 90 pin Elco/Edac connectors



3/8BNC4

UCP Module, Four 3/8"  
BNC Punchouts  
Fits 3/8" diameter BNC shells



3/8X1

UCP Module,  
One 3/8" Punchout  
Fits attenuators, "F" connectors,  
phone jacks, some switches



4DB9

UCP Module,  
Four DB9 Punchouts  
Fits the popular data multipin  
connector



4SC1

UCP Module, One  
Circular Flange Punchout  
Fits Cannon AP and EP, Neutrik,  
NL8MPR, NL4MPR ("Speakon")



4SC3

UCP Module, Three  
Circular Flange Punchouts  
Fits Cannon AP and EP, Neutrik,  
NL8MPR, NL4MPR ("Speakon")



7/16X4

UCP Module, Four  
7/16" Punchouts  
Fits Switchcraft #11, insulated  
phone jacks, and some switches



AVIP-UCP

UCP Module,  
One AVIP Punchout  
Accepts 3 single, 1 dual, or 1  
triple connector plates




CANARE4

UCP Module, Four  
Canare Punchouts  
Fits regular and feed-through  
types



COMB04

UCP Module, Four Mixed  
Gender XLR Punchouts  
Fits mixed genders within a  
module




KEY-1

UCP Module, One  
Keystone Punchout  
Holds varied connectors (RCA, RJ-45,  
Fiber, etc.) in keystone insert bezel




KEY-2

UCP Module, Two  
Keystone Punchouts  
Holds varied connectors (RCA, RJ-45,  
Fiber, etc.) in keystone insert bezel




KEY-4

UCP Module, Four  
Keystone Punchouts  
Holds varied connectors (RCA, RJ-45,  
Fiber, etc.) in keystone insert bezel




KEY-6

UCP Module, Six  
Keystone Punchouts  
Holds varied connectors (RCA, RJ-45,  
Fiber, etc.) in keystone insert bezel



SPX-19

UCP Module, Socapex  
19 Pin Punchout  
Fits Socapex 19 pin connector



TW2B

UCP Module, 2 Bolt  
Twistlock Punchout  
Fits most brands with oval hole  
pattern, including Hubbel Bryant



TW3B

UCP Module, 3 Bolt  
Twistlock Punchout  
Fits most brands with oval hole  
pattern, including Hubbel Bryant



UNIV1

UCP Module, One XLR  
Female Punchout  
Fits Neutrik FP, MP, MDL, FDL,  
Speakon, XLRs, and more



UNIV2

UCP Module, Two XLR  
Female Punchouts  
Fits Neutrik FP, MP, MDL, FDL,  
Speakon, XLRs, and more



UNIV3

UCP Module, Three XLR  
Female Punchouts  
Fits Neutrik FP, MP, MDL, FDL,  
Speakon, XLRs, and more




UNIV4

UCP Module, Four XLR  
Female Punchouts  
Fits Neutrik FP, MP, MDL, FDL,  
Speakon, XLRs, and more



UNIV6

UCP Module, Six XLR  
Female Punchouts  
Fits Neutrik FP, MP, MDL, FDL,  
Speakon, XLRs, and more



XLRM6

UCP Module,  
XLR Male Punchouts  
Fits Neutrik MP, LNEMP,  
Switchcraft, Cannon



## Hardware and Fasteners

Don't forget the rack screws! Professional installers know that sometimes the smallest products and details can make the difference in appearance, function, and speed. Don't let an inferior screw mar your installation – insist on Middle Atlantic hardware.

### Rack Screws, Security Screws and Fasteners













- Choice of head designs and finishes (rust-resistant finish is available)
- Most models are 3/4" long with pre-installed washers and self-guiding pilot points
- Cable-friendly screws are 3/8" long with rounded tip to resist chafing
- Security screws, including the patented high security Guardian Series™, provide additional equipment protection

Shoulder Washers,  
100 Pieces

Works with pre-installed washers  
on our screws to isolate equipment



SW

	Series	Type	# of Pieces	Head Type	Length	Finish	Factory Installed Washer	Self Guiding Pilot Points	Security Accommodations	Compatible Bit	Recommended & Primary Use(s)
 HG	HG	10-32 threaded	100 500 (HG500)	truss-head	3/4"	black gloss, salt spray resistant	yes	yes	no	no	premium rack screws provide best bit engagement in the industry
 HM	HM	10-32 threaded	100 500 (HM500)	truss-head	3/4"	black matte	yes	yes	no	no	premium rack screws provide best bit engagement in the industry
 HP	HP	10-32 threaded	100 500 (HP500)	truss-head	3/4"	black matte	yes	no	no	no	for standard rackmounting applications; fits under optional trim strips
 HW	HW	10-32 threaded	100 (HW100) 500 (HW500)	trim-head	3/4"	black matte	yes	no	no	no	for standard rackmounting applications
 HSK	HSK	10-32 threaded	100	square post drive	3/4"	black matte	yes	no	Guardian Series™ patented security hardware	optional SPBIT	highest level of security
 HTX	HTX	10-32 threaded	50	star post drive	3/4"	black matte	yes	no	requires star post bit	optional TBIT	security
 HS	HS	10-32 threaded	100	square drive	3/4"	black matte	yes	no	requires square bit	optional SBIT	security
 HPQ	HPQ	10-32 threaded	100 500 (HPQ-500)	truss-head	3/8"	black matte	no	rounded end allow wires to be dressed inside rack without chafing	no	no	ideal for mounting vent panels and cable management bars
 HP-24	HP-24	12-24 threaded	100 500 (HP24-500)	heat treated to prevent head stripping	5/8"	black matte	washers included	no	no	no	telecommunications and data
 HP-6MM	HP-6MM	6mm threaded Phillips head	100	heat treated to prevent head stripping	5/8"	black matte	washers included	no	no	no	telecommunications and data
 CN1032-50	CN1032-50	cage nut hardware, for use with 10-32 rackscrews	50	cage nut hardware	n/a	n/a	n/a	n/a	no	no	slide out servers with square hole rail
 CN6MM-100	CN6MM-100	cage nut hardware, for use with 6mm rackscrews	100	cage nut hardware	n/a	n/a	n/a	n/a	no	no	slide out servers with square hole rail





## Trim Strips

As a final aesthetic complement to any installation, add our finishing trim strips.

- A quick, clean and effective method of covering rack screws once the job is complete
- Each channel-shaped trim strip measures 45 spaces (78-3/4" long)
- Features internal grooves that fit into the supplied snap washers
- Offered in black brushed and anodized or black powder coat finish
- Cut easily to size with a hacksaw
- Sold in individual strips.



without trim strip installed



without trim strip installed

Part #	Finish	Includes
TA	black brushed & anodized	mounting screws (16), snap washers (16), end caps (8)
TS	black powder coat	mounting screws (16), snap washers (16), end caps (8)

## Panels for Decora® Devices

Mount any low-voltage Decora device directly onto rackrail of standard 19" enclosure. Great mounting solution for RPS Series remote power switches (pg. 186) and TEMP-DEC temperature displays (pg. 224).

- Panels take up only one rackspace
- Available models hold from one to four devices
- Flanged steel construction with durable black powder coat finish

Part #	Description
DECP-1X1	1-3/4" (1 space) mounts up to 1 Decora device
DECP-1X2	1-3/4" (1 space) mounts up to 2 Decora devices
DECP-1X3	1-3/4" (1 space) mounts up to 3 Decora devices
DECP-1X4	1-3/4" (1 space) mounts up to 4 Decora devices



DECP-1X1

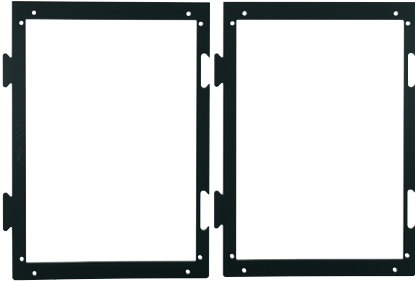


DECP-1X3



### Other Hardware

This section includes useful hardware that solves specific installation challenges, including such varied items as rail bracket adapters to touch-up paint. Browse the products in this section – you might find a solution you have been hoping for.



BGR-TEMP-27

### Multi-Bay Floor Layout Template

- Template allows accurate installation planning and mounting
- Ideal for pre-drilling floor anchor bolts, etc.
- Designed for accurate single and multi-bay layouts

Multi-Bay Floor Layout Template	Accommodates
BGR-TEMP-27	BGR 27" depth racks
BGR-TEMP-32	BGR 32" depth racks
BGR-TEMP-38	BGR 38" depth racks
MRK-TEMP-26	MRK 26" depth racks
MRK-TEMP-31	MRK 31" depth racks
MRK-TEMP-36	MRK 36" depth racks
WRK-TEMP-27	WRK 27" depth racks
WRK-TEMP-32	WRK 32" depth racks



BOND-G24

### Spike, Rack Bonding Kits

Combines ganging and electrical bonding in one step by piercing powder coat finish at bonding points without removing paint.

- Eliminates bonding wires between racks
- Provides low impedance ground
- Displaces powder coat finish without corrosion protection of painted surface
- Does not require anti-oxidant protection
- Durable and visible green finish

Part #	Description
BOND-G24	24 sets, 1 installation tool, 4 sets recommended per rack



ACC-KEY

### Keys

Part #	Description
ACC-KEY	additional set of keys for drawers and LBX
SFD-KEY	key for front door
SRD-KEY	key for rear door



DOC

### Document Holder

Part #	Description	Fits
DOC	document holder for rear door	fits on most rear doors
DOC-SACK	document holder for rear door	compatible with BGR enclosures



### RRF Rackrail

All-steel RRF rackrail is threaded for 10-32 screws and is finished in a durable black e-coat finish. With EIA standard spacing, they are sold in pairs and designed for use with 19-1/8" wide rough openings.

- Sturdy 1/8" thick steel construction




Part #	Racking Height
RRF2	3-1/2" (2 space)
RRF4	7" (4 space)
RRF6	10-1/2" (6 space)
RRF8	14" (8 space)
RRF10	17-1/2" (10 space)
RRF12	21" (12 space)
RRF14	24-1/2" (14 space)
RRF16	28" (16 space)
RRF18	31-1/2" (18 space)
RRF21	36-3/4" (21 space)
RRF27	47-1/4" (27 space)
RRF45	78-3/4" (45 space)

### Drift Pins for Ganging

- Easily align racks while ganging\*

Part #	Description
DRIFT	set of two tapered drift pins
TDRIFT	ganging drift pins, non-tapered



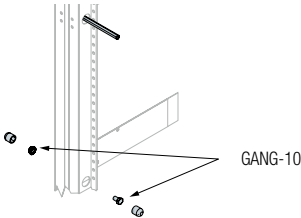
\*not compliant with BGR

DRIFT

### Ganging Hardware

- Kit of 5/16" flange nuts and bolts to gang up to 10 racks

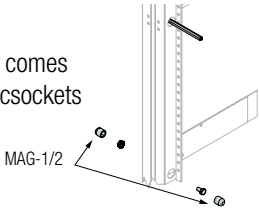
Part #	Description
GANG-10	5/16" nuts/bolts to gang 10 racks or consoles
GANG-10T	5/16" bolts for ganging BGR and SNE via threaded inserts



### Ganging Hardware

- Makes ganging racks easier, comes as a set of two 1/2" magnetic sockets

Part #
MAG-1/2





### Touch-Up Paint

- 0.6 fluid oz. of paint and applicator for minor finish touch-ups

Part #
WRINKLE

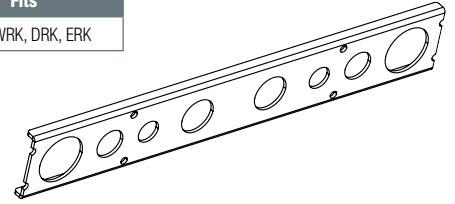


WRINKLE

### Rack Electrical Isolation Knockout Panel

- Replaces standard rear electrical knockout plates to isolate connections from rack

Part #	Fits
ISO-KOP	MRK, WRK, DRK, ERK



ISO-KOP

### Micro Fiber Cloth, Anodized Panels

- Reuseable, non-abrasive and lint free cloths to keep installations clean

Part #
PNL-CLN

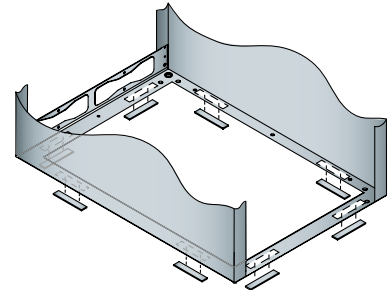


PNL-CLN

### Rack Ground Isolation Kit

- Isolate the rack from conductive flooring materials
- Consists of eight 4" long strips of 1/8" thick non-conductive polycarbonate

Part #
ISO-1

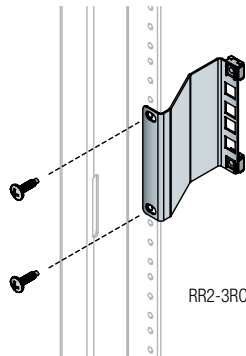


ISO-1

### 2 Space Rackrail Recessor, 3" Depth

- Enables installer to recess equipment 3" behind rackrail
- Comes as a pair

Part #
RR2-3RCN



RR2-3RCN





### Rear Hanging Brackets

- Additional support for equipment with rear mounting ears

Part #	Racking Height
RH2	3-1/2" (2 rackspace)
RH3	5-1/4" (3 rackspace)
RH4	7" (4 rackspace)



RH-2

### Rack Sack™ Equipment Cover

- Rack Sack™ protects an installation in progress from dust and contact

Part #	Dimensions
RS-6036	60"h x 20"w x 36"d
RS-8436	84"h x 25"w x 36"d

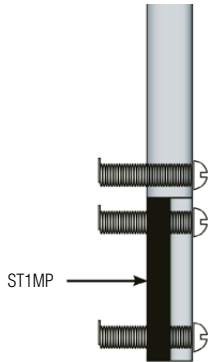


RS-6036

### Shim Tabs, 100 Pieces

- 1/16" thick shims can be used to make faceplates flush

Part #	Racking Height
ST1MP	1-3 /4" (1 rackspace)
ST3MP	5-1/4" (3 rackspace)




### Rackspace Ruler

- 16 foot tape measure with traditional measurement, rackspace markings and audio/data formulas

Part #
RULER



RULER



imagine. design. build.  
browse. shop. design



**New web-based** configuration tool provides a simple and personalized experience to design great systems. Available 24/7 on [middleatlantic.com](http://middleatlantic.com), this new platform allows users to quickly and efficiently select the right products and accessories for any system.

- Create a personalized configured solution with a priced materials list
- Export CAD and other design documents
- Built-in intelligence only recommends products & components that fit the chosen host enclosure
- 24/7 access
- Visit [middleatlantic.com](http://middleatlantic.com) to get started



See It In Action





## Shop Online

Check out Middle Atlantic Products' latest innovations [middleatlantic.com](http://middleatlantic.com)

- See YOUR price
- Check inventory levels
- Compare products
- See what's new

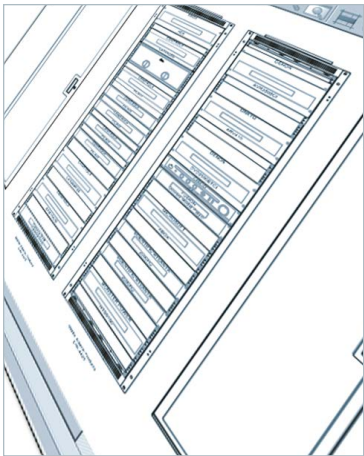




### Middle Atlantic Designer™

Free 3D layout software for creating full consoles, video walls and room layouts.

- Quickly and easily create full system designs in 3D
- Includes commonly used room elements; including doors and windows
- Creates Retail quotes
- Delivers design specifications
- Features include:
  - Line-of-site tool
  - Note tool
  - Exports to AutoCAD in 2D and 3D
  - Automatic software updates & Full color design
- Only works on PC



### RackTools®

Middle Atlantic Products is pleased to announce the release of RackTools® 3.5. We've updated RackTools® to make creating a system layout even faster and easier than before. Through improved navigation, smaller files sizes and faster running, this is the easiest way to lay out an enclosure system.

RackTools® software increases the efficiency of your business by allowing engineers and salespeople to quickly and easily specify Middle Atlantic Products, and create accurate rack elevation, plan, side and rear view drawings, purchase orders, and quotes in minutes.





### HPL Options

wood grain

				
Formica White Ash	Wilsonart High Line	Formica Weathered Ash	Wilsonart 5th Ave. Elm	Wilsonart Walnut Heights
				
Formica Pecan Woodline	Wilsonart Limber Maple	Formica Oiled Lengo	Wilsonart Mambo	Formica Blackened Lengo
				
Wilsonart Studio Teak	Formica Aged Ash	Wilsonart Fonthill Pear	Formica Glamour Cherry	Wilsonart Versailles Anigre
				
Formica Prestige Walnut	Wilsonart Montana Walnut	Formica Espresso Pear	Wilsonart Asian Night	

solid finish

				
Wilsonart Brite White	Wilsonart Beigh	Wilsonart Grey	Wilsonart Citadel	Wilsonart Black
				
Wilsonart Light Beige	Wilsonart Shadow			

visual texture

				
Formica Basalt Slate	Formica Perlato Granite	Nevamar Silver Alu Metalx	Formica Mineral Spa	Nevamar Adaptable Muse
				
Formica Neutral Weft	Formica Flax Gauze	Formica Earth Wash	Wilsonart Orchre Roletta	Formica Smoke Quarstone




















### Veneer Options

wood grain

				
Sandy - Maple	Scarlett - Cherry	Cerise - Sapele	Ashen - Walnut	Late - Walnut
				
Demitasse - Walnut	Sepia - Walnut	Mink - Cherry	Titan - Walnut	Noire - Sapele

### Thermolaminate Options

t-lam

				
FIN-NM Native Maple	FIN-FN Fenelon	FIN-HN Hazelnut Maple	FIN-SE Sequoia	FIN-AS Auburn Stream
				
FIN-NA Napa	FIN-CN Café Noir	FIN-SA Sienna	FIN-BA Belambra	FIN-TW Timberwolf
				
FIN-IS Ibis	FIN-GA Gray Ash	FIN-FT Frost	FIN-SG Shark Gray	FIN-PS Pepperstone
				
FIN-GS Graystone	FIN-DS Darkstone	FIN-SL Slate	FIN-NT Nighttide	

### Semi-Custom Colors

steel

				
Black (Wrinkle)	Putty (Wrinkle)	Gray (Texture)	White (Gloss)	White (Texture)
				
Blue (Texture)				

### MFR and RFR Options

MFR

		
knotted maple	grained ebony ash	grained dark cherry

RFR

		
black rain	cherry rain	teak rain



1/2BNCx	238	CFR-x	109	DRIFT	243	HCT-x	212
1DBx	238	CHx	201	D-RING	211	HDR-x	73
1Wx	238	CHAIR-x	145	DRK19-x	27	HDR-FAN	73
2-x	104	CK-x	215	DT8x	149	HGx	240
2-6M	105	CLAWx	219	DT-PVFD-x	111	HHCM-x	212
2DBx	238	CLB-x	218	DT-RAPx	111	HMx	240
2ELCO90	239	CLB-CSBx	218	DTRK-x	111	HPx	240
3/8BNC4	239	CLB-TSBx	218	DT-VFD-x	111	HPM-x	77
3/8X1	239	CLB-Vlx	218	DUCT-COOL-x	225	HPM-LID	77
4DB9	239	CLB-VOx	218	DVDx	198	HPQx	240
4SCx	239	CL-GK	218	DVFD-44	27	HRBLx	107
5-x	28	CLH-x	218	DVRD-44	27	HR-EVTx	107
5ARx	29	CLH-ADJH	218	DWR-x	61	HRF-x	107
5-BAVTRIM	29	CLH-ADJT	218	DWR-CVR	61	HR-QBP-1	107
5CCx	29	CLH-ARx	218	DWR-FKx	61	HR-UMS1-x	107
5-RSx	109	CLH-ARDx	218	DWR-RRx	61	HS	240
5W	44	CLH-EC-x	218	DWRSR-ZL	61	HSK	240
5WL	44	CLH-EDx	218	EBx	232	HTX	240
5WLR	44	CLH-ELS-x	218	EC-x	201	HWx	240
5WR	44	CLH-HTSx	218	EL-x	149	IDF-ARB-24	111
ACC-KEY	242	CLH-JBOLT	218	ELUR+x	149	IDF-TM-x	111
ANGLE-x	55	CLH-RESx	218	ELUR-x	149	IEC-x	185
AP-x	235	CLH-RSJx	218	ERK-x	43	ISO-1	244
APM-x	235	CLH-RWCx	218	ERK-x-CONFIG	54	ISOCTR-5R-x	183
APV-x	235	CLH-SDx	218	ERK-DT	47	ISO-KOP	244
AS3-22	192	CLH-SPOOL-10	218	ERK-LVT	43	ISRK-12GY	105
ASR-x	90	CLH-SS-12-2	218	ERK-ST	46	J-x	181
AVIP-x	236	CLH-WRSx	218	ERK-VRD-x	43	JMS-12X6	181
AXS-x	84	CLS-COOLx	225	ERK-VT	43	KB-SS	199
AXS-FAN-x	85	CLVRD-WMRK-x	23	ES+x	149	KDBx	195
AXS-GGx	85	CMB-6	219	ES-x	149	KDEx	195
AXS-TEXTRIM	85	CM-x	149	ESUR+x	149	K-DEC	187
AXS-WTx	85	CN1032-50	240	ESUR-x	149	KEY-x	239
AX-SX-x	85	CN6MM-100	240	ESX-ACC-BKT	131	KO-AWFP2	227
AX-SXR-x	87	COMBO4	239	EVFD-x	63	KO-CRD-FAN	227
BANGLE-x	53	COMP-COOLx	225	EVTx	234	KO-CRD-VT	227
BB-x	187	CRD-WMRK-x	23	EVTA-x	234	KO-FILTER3	227
BFD-x	13, 33	CSA-x	201	EWR-x	63	KO-VT3	227
BG17	85	CSB	119	EWR-ARB-x	63	KO-WSB3	227
BGR-x	13, 33	CWR-x	65	FANx	226	KYLK	203
BGR-CC-x	13, 33	CWR-FKIT	65	FAN2-x	226	L5-x	136
BGR-ISOx	13, 33	CWR-OFRRx	65	FAN-x	226	LACEx	214
BGR-LVT9	13, 33	CWR-RRx	65	FANCORD-x	226	LACEx-xPK	130
BGR-RDCx	13, 33	D12-x	149	FANPNL-2DC	130	LATCH	203
BGR-RRx	13, 33	Dx	202	FANTOP-138DC	130	LB-xA-x	130
BGR-STPx	13, 33	D2-UMS-28	202	FBPANEL-x	131	LBFR-x	211
BGR-TEMP-x	242	DANGLE-x	53	FC-x	227	LBH-1930-T	211
BGR-TRIMx	13, 33	DCDP	203	FC-CFRD	227	LBP-x	210
BGR-TRRx	13, 33	DCFANKIT-4	226	FC-DC	130	LBP-LTF	210
BGR-Z4	13, 33	DCFRD-x	43	FD-x	48	LBX-x	203
BLx	233	D-CFRD-44	43	FD-WMRK-x	23	LD-x	150
BMF-FAN10	226	DCLVRD-44	27	FEBx	232	LFx	45
BOND-G24	242	D-CPU	151	FI-x	203	LL-DTRK	111
BPFD-x	13, 33	DCRD-44	49	FILTER	226	LL-Hx	206
BRx	213	DECP-x	241	FIN-x	249	LL-MP21	206
BRKx	98	DFVRD-44	27	FKx	237	LL-RFR	97
BS-BGR	13, 33	DLBX-x	77	FPx	226	LL-SNE-x	15
BS-MRK-x	44	DLVFD-44	27	FTA-x	224	LL-VAx	206
BSPN-x	13	DLVRD-44	27	FT-FAN	224	LL-VCx	206
BS-WRK-x	44	DM	203	FVS-x	157	LL-VDINx	206
BUNDLE-x	129	DO-x	29	FWS	199	LL-VPx	206
BVFD-x	13, 33	DOC	242	G-8X10	181	LL-VTC-K	155
C5x	134	DOC-SACK	242	GANG-x	243	LT-x	229
CAB-COOLx	225	DOOR-x	123, 125	GK-x	219	LT-GNx	229
CANARE4	239	DOP-x	29	GR-30	219	LVFD-x	48
CAPx	195	DPFD-44	27	GUARDx	226	LVFD-WMRK-x	23
CBS-x	46	D-PTx	151	HANG-MMRx	125	M-15x	180
CC-x	216	DPVFD-44	27	HBLx	233	M-20x	180
CDx	198	DR-x	103	HCM-x	211	M-2xx	180



M-30TL-HWA	180	PROWMRK-ZRA-x	50	SFR-x	71	UPS-RBP	166
MAG-1/2	243	PROWRK-RRx	25	SH-BRKx	99	UPS-SxR	167
MBRKx	98	PSDR-x	230	SH-DMP-x	198	UQFP-x	222
MD-KB	153	PTRK-x	104	S-IEC-x	185	USC-6R	187
MDV-x	153	PVFD-44	48	SL-x	231	USC-K	187
MFR-x	97	PWR-x-V	128	SNEx	15	USC-KEY	187
MK-x	116	PWR-9-RP	128	SNE-CC-x	15	USC-KL	187
MK-LA	218	PWR-9-RPM	128	SNE-IVCMF-x	15	USC-SW	187
MMB-x	144	QAR-x	122	SNE-TCB-x	15	USC-SWL	187
MMR-x	124	QBP-2x	223	SPM-x	73	UTR1x	197
MPR-x	180-181	QFANx	226	SPX-19	239	VBK-x	227
MPR-BLx	181	QFP-x	223	SR-x	59	VCD-x-x-SC	215
MPR-JBx	181	QTFP-x	223	SRB-x	51	VDS	192
MPR-SEQA	180	R2-44S	119	SRCC	93	VFD-x	48
MPR-SS	181	R412-xB	115	SRD-KEY	242	VFEET-x-x	53
MRK-x	16	R412-RRx	115	SRK	101	VLBx	77
MRK-xAXS	85	R4CN-xB	115	SRSx-x	93	VMRK-x	21
MRK-x-AV	55	RAPx	29	SRSR-x-x	93	VPM-x	131
MRK-TEMP-x	50	RBA-x44-2	50	SR-SUB	59	VRK-x	19
MS-x	197	RC-x	195	SR-UPS-BKT	59	VRS	196
MV-PVTx	47	RCS-x	126	SS	192	VSA-x	193
MV-RRx	17, 19	REBx	90	SSx-xVTR	193	VSDR-x	230
MV-ZRA-44	50	RFR-x	96	SSAX-x	83	VTx	234
MW-xFT	46	RFR-CABCOOL50	97	SSDR-x	230	VTx-CP12	234
MW-xFT-x	46	RFR-ERRK-x	97	SSHD-28	192	VTB-x	234
MWCFRD-1/2PNL-x	49	RH-x	245	SSL	192	VTC-x	155
MW-CFRD-x	49	RIB-x	53	SS-VTR-CVRx	193	VTC-DWR-x	155
MW-CLVRD-x	49	RKx	98	SSx-xVTR	193	VTC-R1214	155
MW-CRD-x	49	RKDRAWER-xU-LK	131	STxMP	245	VTC-SPK-SHx	155
MW-DT	47	RK-GDx	99	SW	240	VTC-WS-32X12SL	155
MW-LA	47	RK-RAP1x	99	SWR-x	67	VTFx	234
MW-LVRD-x	49	RK-RRx	99	T1P	224	VTFx-CP12	234
MW-LVT	46	RKSHELF-x-2PK	131	T-xX6	181	VTP-x	235
MW-ST	46	RKWx	99	TA	241	WANGLE-x	53
MW-TR	47	RL10-x	119	TDx	202	WL-60	229
MW-VRD-44	49	RL12-x	119	TDRIFT	45, 243	WM-x	71
MW-VT	46	RLA19-x	119	TEMP-DEC	224	WMANGLE-x	53
OBRKx	98	RLA-CC	215	TFPx	226	WMRK-x	23
OCAP-x	196	RLM-x	180	THERM-A	225	WMRK-xSVR	55
OSRx	100	RLM30-x	180	TOR-x	69	WMRK-xSVR-AB	55
PB-x	187	RLM-30TL-HWIGA	180	TOR-PRT	69	WMS-1614x	200
PB-DWR	187	RLNK-MONx-NS	168	TP-Fx	139	WMS-20	200
PBL-x	232	RLNK-SWx-NS	168	TP-Kx	139	WR-x	81
PBS-WMRK-x	23	RLNK-SWxR-SP	168	TP-MK1	139	WRFD-x	81
PB-XS	187	RLNK-SWxR	168	TRACKx	83, 85	WRINKLE	244
PCD-x	216	RM-KB	199	TS	241	WRK-x	25
PCDB-90-1.5-12	216	RM-KB-LCDx	228	TS310	83	WRK-24MDK	39
PCR-x	179	RM-LCD-x	200	TSW-15	219	WRK-xSA-x	37
PD-x	170-171, 172, 174-175, 178	RPS	186	TW12	219	WRK-x-xAXS	85
PDC-x	169	RPS-K	186	TWxB	239	WRK-RRx	25
PDCOOL-x	224	RPS-KEY	186	Ux	194	WRK-TEMP-x	50, 242
PD-HW15-SP	170	RRFx	243	U2MS	196	WRP-x	69
PDLT-x	173	RS-6036	245	UxV	194	WRPFD-x	81
PDS-x	169	RS-8436	245	UxV-4	194	WR-RAP-x	81
PDT-x	176-177	RSH4Ax	190	U317	194	WR-RR-x	81
PDW-12X220J	182	RSH4Sx	190	UxMP	194	WRS-x	69
PFD-x	48	RULER	245	UCP-x	237-238	WS1-ISRK-21G	105
PFD-WMRK-x	23	S12x	149	UDx	203	WSx-Mx-x	201
PHBL-x	232	Sx	231	UFA-x	197	WSBx	233
PHCM-x	212	S24D-x	149	UFAF-x	197	WUSSx	196
PIVOT-MMR-x	125	SANGLEx	53	UMS1-x	197	XLRM6	239
PNL-CLN	244	SAX-x	83	UMSFPx	197		
PPM-x	74	SBx	233	UNI-x	236		
PPM-DOx	75	SBX-x	67	UNIVx	239		
PPM-LIDx	75	SBX-FAN-K	67	UPx	210		
PROMRK-RRx	17	S-DEC	187	UPxP	210		
PROR4CN-RRx	115	SECL-x	231	UPS-x	166-167		
PROR4CN-ZRx	50	SFx	231	UPS-EBPR	166		
PROWMRK-RRx	23	SFD-KEY	242	UPS-IPCARD	166-167		

corporate headquarters

300 Fairfield Road, Fairfield, NJ 07004, U.S.A.  
Voice: 800-266-7225 • Fax: 800-392-3955  
International Voice: +1 973 839-1011  
International Fax: +1 973 831-4982  
middleatlantic.com

canada

Ottawa, Ontario (Canada Head Office)  
113 Iber Road, Ottawa, Ontario K2S 1E7  
Voice: 888-766-9770 • Fax: 888-599-5009  
middleatlantic.ca

factory distribution

USA: New Jersey · California · Illinois  
Canada: Ontario  
The Netherlands: Eindhoven

