


Rackshelves – Sliding

Heavy-Duty Sliding Shelf

NEW!

- Deep full extension shelf allows for easy maintenance of your components right on the shelf
- Durable black powder coat finish

Part #	Racking Height	Shelf Area	Weight Capacity
SSHHD-28	3-1/2" (2 space)	16-7/8" x 28"d	200 lbs.




Heavy-Duty Sliding Shelf with Removable Face Option

NEW!

- Comes with mounting ears pre-assembled for quick installation
- Full extension lockout shelf allows for easy maintenance of your components right on the shelf
- Allows access to cable, wiring and connections from the front of the enclosure
- Optional lightweight removable cover panel
- 3 front-to-rear rail mounting ranges:
 - 12-1/2" to 16-3/8"
 - 23" to 26-3/4"
 - 27-3/8" to 29-1/8"
- 23-1/8" overall depth and 23" useable depth with foot holes
- Durable steel construction with black finish

Part #	Racking Height	Shelf Area	Description	Weight Capacity
SS4-23VTR	7" (4 space)	15-7/8" x 23"d	sliding shelf	75 lbs.
SS5-23VTR	8-3/4" (5 space)	15-7/8" x 23"d	sliding shelf	75 lbs.
SS-VTR-CVR4	7" (4 space)	–	removable cover	–
SS-VTR-CVR5	8-3/4" (5 space)	–	removable cover	–



Utility Drawer

- Small versatile drawer fits in any rack
- Space-saving, convenient one space drawer for remote controls, equipment or user manuals
- Can be flipped over and used as a convenient one space sliding shelf

Part #	Racking Height	Description
UD1	1-3/4" (1 space)	utility drawer

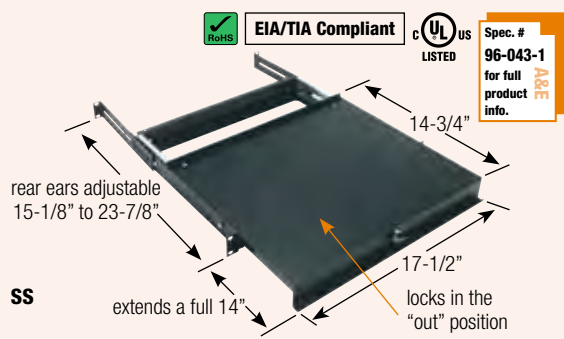
invert for one space sliding shelf



Full Extension Sliding Shelf

The SS sliding shelf is both functional and rugged. Capable of latching in an open or closed position, the shelf slides on ball bearings and extends a full 14" and mounts to any rack (rear rackrail required in steel racks). **Occupies slightly more than a single rackspace.** NOTE: Fits in racks with a minimum 15-1/8" from front to rear rails.

Part #	Shelf Area	Weight Capacity
SS	17-1/2"w x 14-3/4"d	50 lbs.



Laminated Service Sliding Shelf

Filling just a single rackspace, SSL sliding shelf extends 11-3/8" on nylon roller slides equipped with positive-stop lockouts. A telescopic rear support mounts to any rack (rear rackrail required in steel racks). The shelf itself is made with an attractive black laminate material. NOTE: Fits in racks with a minimum 15-1/8" from front to rear rail.

Part #	Shelf Area	Weight Capacity
SSL	16-3/4"w x 14"d	35 lbs.

