





# Nylon Liquid Tight Strain Relief Fittings

## 90° Snap Elbow - PG/NPT/Metric Threads




Part Numbers				Cable Range	Thread Type & Size	Dimensions in Inches (mm)					
-40 °F to 212 °F (-40 °C to 100 °C)						A	B	C	D	E	F
Dome Fittings		Flex Fittings		Inches (mm)	See page 49 for thread specs	Clearance Hole	Body Length (Dome)	Body Length (Flex)	Height	Thread Length	Wrench Flats
											
ED09AA-BK	ED09AA-GY	EF09AA-BK	EF09AA-GY	.16 - .31 (4-8)	PG 9	.60 (15.2)	1.77 (45)	3.35 (85)	.91 (23)	.31 (8)	.75 (19)
ED09AR-BK	ED09AR-GY	EF09AR-BK	EF09AR-GY	.08 - .24 (2-6)							
ED11AA-BK	ED11AA-GY	EF11AA-BK	EF11AA-GY	.20 - .39 (5-10)	PG 11	.73 (18.5)	1.97 (50)	4.05 (103)	1.06 (27)	.31 (8)	.87 (22)
ED11AR-BK	ED11AR-GY	EF11AR-BK	EF11AR-GY	.11 - .28 (3-7)							
ED13AA-BK	ED13AA-GY	EF13AA-BK	EF13AA-GY	.24 - .47 (6-12)	PG 13 / 13.5	.80 (20.3)	2.24 (57)	4.69 (119)	1.20 (30.5)	.35 (9)	.94 (24)
ED13AR-BK	ED13AR-GY	EF13AR-BK	EF13AR-GY	.20 - .35 (5-9)							
ED16AA-BK	ED16AA-GY	EF16AA-BK	EF16AA-GY	.39 - .55 (10-14)	PG 16	.89 (22.5)	2.32 (59)	5.12 (130)	1.28 (32.5)	.39 (10)	1.06 (27)
ED16AR-BK	ED16AR-GY	EF16AR-BK	EF16AR-GY	.27 - .47 (7-12)							
ED21AA-BK	ED21AA-GY	EF21AA-BK	EF21AA-GY	.51 - .71 (13-18)	PG 21	1.12 (28.4)	2.87 (73)	6.14 (156)	1.57 (40)	.43 (11)	1.30 (33)
ED21AR-BK	ED21AR-GY	EF21AR-BK	EF21AR-GY	.35 - .63 (9-16)							
ED29AA-BK	ED29AA-GY	-	-	.71 - .98 (18-25)	PG 29	1.47 (37.3)	3.58 (91)	-	2.03 (51.5)	.43 (11)	1.65 (42)
ED29AR-BK	ED29AR-GY	-	-	.51 - .79 (13-20)							
ED09NA-BK	ED09NA-GY	EF09NA-BK	EF09NA-GY	.16 - .31 (4-8)	3/8" NPT	.68 (17.2)	1.77 (45)	3.35 (85)	.91 (23)	.59 (15)	.75 (19)
ED09NR-BK	ED09NR-GY	EF09NR-BK	EF09NR-GY	.08 - .24 (2-6)							
ED13NA-BK	ED13NA-GY	EF13NA-BK	EF13NA-GY	.24 - .47 (6-12)	1/2" NPT	.83 (21.1)	2.24 (57)	4.69 (119)	1.20 (30.5)	.51 (13)	.94 (24)
ED13NR-BK	ED13NR-GY	EF13NR-BK	EF13NR-GY	.20 - .35 (5-9)							
ED16NA-BK	ED16NA-GY	EF16NA-BK	EF16NA-GY	.39 - .55 (10-14)	1/2"-E NPT	.83 (21.1)	2.32 (59)	5.12 (130)	1.28 (32.5)	.51 (13)	1.06 (27)
ED16NR-BK	ED16NR-GY	EF16NR-BK	EF16NR-GY	.27 - .47 (7-12)							
ED21NA-BK	ED21NA-GY	EF21NA-BK	EF21NA-GY	.51 - .71 (13-18)	3/4" NPT	1.05 (26.7)	2.87 (73)	6.14 (156)	1.57 (40)	.51 (13)	1.30 (33)
ED21NR-BK	ED21NR-GY	EF21NR-BK	EF21NR-GY	.35 - .63 (9-16)							
ED29NA-BK	ED29NA-GY	-	-	.71 - .98 (18-25)	1" NPT	1.35 (34.3)	3.58 (91)	-	2.03 (51.5)	.75 (19)	1.65 (42)
ED29NR-BK	ED29NR-GY	-	-	.51 - .79 (13-20)							
ED16MA-BK	ED16MA-GY	EF16MA-BK	EF16MA-GY	.16 - .31 (4-8)	M16 x 1.5	.63 (16)	1.77 (45)	3.35 (85)	.91 (23)	.31 (8)	.75 (19)
ED16MR-BK	ED16MR-GY	EF16MR-BK	EF16MR-GY	.08 - .24 (2-6)							
ED20MA-BK	ED20MA-GY	EF20MA-BK	EF20MA-GY	.24 - .47 (6-12)	M20 x 1.5	.79 (20)	2.24 (57)	4.68 (119)	1.20 (30.5)	.35 (9)	.94 (24)
ED20MR-BK	ED20MR-GY	EF20MR-BK	EF20MR-GY	.20 - .35 (5-9)							
ED25MA-BK	ED25MA-GY	EF25MA-BK	EF25MA-GY	.51 - .71 (13-18)	M25 x 1.5	.98 (25)	2.87 (73)	6.14 (156)	1.57 (40)	.43 (11)	1.30 (33)
ED25MR-BK	ED25MR-GY	EF25MR-BK	EF25MR-GY	.35 - .63 (9-16)							
ED32MA-BK	ED32MA-GY	-	-	.71 - .98 (18-25)	M32 x 1.5	1.26 (32)	3.58 (91)	-	2.03 (51.5)	.43 (11)	1.65 (42)
ED32MR-BK	ED32MR-GY	-	-	.51 - .79 (13-20)							

\*Note: VDE rating applies to Metric Dome Fittings.

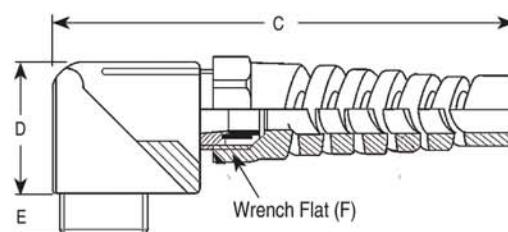
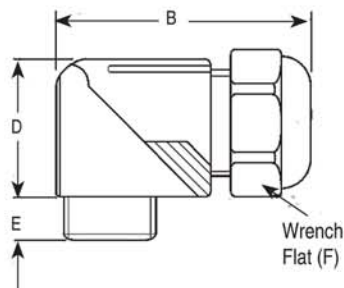
**Liquid Tight Elbow Strain Relief Fitting for space and time saving applications.**

Swivel Elbow also available! Visit [www.sealconusa.com](http://www.sealconusa.com) for product information. (PG Thread)

 Optional Locking Nuts & Other Accessories starting on Page 28 - 39.

 Suggested Clearance Hole for Non-Threaded Mounting

O-Ring (PG & Metric Threads Only.)  
Protection O-Ring: IP68, Buna-N.



For Material Specifications and Approval Information, please refer to page 45.