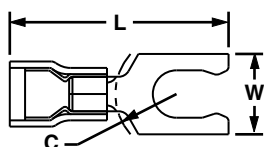




Locking Fork Terminal, Nylon Insulated – Funnel Entry

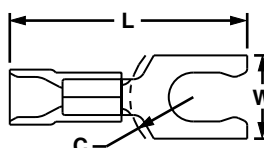
Type PNF-LF

- Locks in place for secure connection
- Fork design provides for fast and easy installation, without the need to remove fastener
- Metal insulation grip sleeve crimps to wire insulation, providing protection to the crimp joint during high vibration applications
- Internal barrel serrations assure good wire contact and maximum tensile strength
- UL Flammability UL 94 HB, maximum insulation temperature 221°F (105°C)
- UL and CSA rated up to 600 V per UL 486A/B



Part Number	Wire Range	Color Code	Stock Thickness (In.)	Max. Ins. (In.)	Stud Size	Figure Dimensions (In.)			Recommended Installation Tool	Std. Pkg. Qty.**	Std. Ctn. Qty.
						L	W	C			
PNF18-6LF-C	22 – 18 AWG	Red	0.03	0.145	#6	0.82	0.27	0.20	CT-100A‡, CT-600-A‡, CT-1550‡, CT-1551‡, CT-2500‡	100	500
PNF18-6LFW-C			0.03	0.145	#6	0.85	0.29	0.20		100	500
PNF18-8LF-C			0.03	0.145	#8	0.89	0.29	0.26		100	500
PNF18-10LF-C			0.03	0.145	#10	0.89	0.33	0.25		100	500
PNF14-6LF-C	18 – 14 AWG	Blue	0.03	0.162	#6	0.87	0.25	0.20	CT-100A‡, CT-600-A‡, CT-1550‡, CT-1551‡, CT-2500‡	100	500
PNF14-6LFW-C			0.03	0.162	#6	0.84	0.29	0.20		100	500
PNF14-8LF-C			0.03	0.162	#8	0.93	0.29	0.25		100	500
PNF14-10LF-C			0.03	0.162	#10	0.93	0.33	0.25		100	500
PNF10-6LF-L	12 – 10 AWG	Yellow	0.04	0.225	#6	1.02	0.30	0.20	CT-100A‡, CT-600-A‡, CT-1550‡, CT-1551‡, CT-2500‡	50	500
PNF10-8LF-L			0.04	0.225	#8	1.05	0.30	0.20		50	500
PNF10-10LF-L			0.04	0.225	#10	1.05	0.34	0.22		50	500
PNF10-14LF-L			0.04	0.225	1/4"	1.19	0.46	0.33		50	500

**Bulk and/or convenience packaging may be available, contact Panduit® Customer Service for additional information.
‡UL and CSA approved tooling/product combinations. For crimping tool information see www.panduit.com/tools.



Part Number	Wire Range	Color Code	Stock Thickness (In.)	Max. Ins. (In.)	Stud Size	Figure Dimensions (In.)			Recommended Installation Tool	Std. Pkg. Qty.**	Std. Ctn. Qty.
						L	W	C			
PV18-6LF-CY	22 – 18 AWG	Red	0.03	0.150	#6	0.90	0.27	0.22	CT-100A‡, CT-600-A‡, CT-1550‡, CT-1551‡, CT-2500‡	100	500
PV18-6LFW-CY			0.03	0.150	#6	0.90	0.29	0.22		100	500
PV18-8LF-CY			0.03	0.150	#8	0.97	0.29	0.25		100	500
PV18-10LF-CY			0.03	0.150	#10	0.97	0.33	0.25		100	500
PV18-10LFN-CY***			0.03	0.150	#10	0.97	0.29	0.25		100	500
PV14-6LF-C	18 – 14 AWG	Blue	0.03	0.170	#6	0.90	0.25	0.22	CT-100A‡, CT-600-A‡, CT-1550‡, CT-1551‡, CT-2500‡	100	500
PV14-6LFW-C			0.03	0.170	#6	0.90	0.29	0.22		100	500
PV14-8LF-C			0.03	0.170	#8	0.97	0.29	0.25		100	500
PV14-10LF-C			0.03	0.170	#10	0.97	0.33	0.25		100	500
PV14-10LFN-C***			0.03	0.170	#10	0.97	0.29	0.25		100	500
PV10-6LF-L	12 – 10 AWG	Yellow	0.04	0.225	#6	1.03	0.30	0.23	CT-100A‡, CT-600-A‡, CT-1550‡, CT-1551‡, CT-2500‡	50	500
PV10-8LF-L			0.04	0.225	#8	1.05	0.30	0.23		50	500
PV10-10LF-L			0.04	0.225	#10	1.04	0.34	0.23		50	500
PV10-14LF-L			0.04	0.225	1/4"	1.19	0.46	0.36		50	500

**Bulk and/or convenience packaging may be available, contact Panduit Customer Service for additional information.

***Not CSA certified.

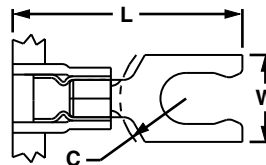
‡UL and CSA approved tooling/product combinations. For crimping tool information see www.panduit.com/tools.



Locking Fork Terminals, Nylon Insulated – Funnel Entry

Type PNF-LF

- Continuously molded design provides reliable, consistent performance through the applicator for a high quality termination every time
- Snap in place for secure connection
- Fork design provides for fast and easy installation, without the need to remove fastener
- Metal insulation grip sleeve crimps to wire insulation, providing protection to the crimp joint during high vibration applications
- Internal barrel serrations assure good wire contact and maximum tensile strength
- UL Flammability UL 94 HB, maximum insulation temperature 221°F (105°C)
- UL and CSA rated up to 600 V per UL 486A/B



Part Number	Wire Range	Color Code	Stock Thickness (In.)	Max Ins. (In.)	Stud Size	Figure Dimensions (In.)			CA9 Series Crimp Die	CA-800/EZ Series Crimp Die	Pieces Per Reel
						L	W	C			
PNF18-6LF-3K	22 – 18 AWG	Red	0.03	0.145	#6	0.85	0.27	0.19	CD9-1A	CD-800-1	3000
PNF18-6LFW-3K					#6	0.85	0.29	0.19			3000
PNF18-8LF-3K					#8	0.89	0.29	0.23			3000
PNF18-10LF-3K					#10	0.89	0.33	0.23			3000
PNF14-6LF-3K	16 – 14 AWG	Blue	0.03	0.162	#6	0.85	0.25	0.18	CD9-2A	CD-800-2	3000
PNF14-8LF-3K					#6	0.92	0.29	0.23			3000
PNF14-10LFN-3K					#8	0.92	0.28	0.23			3000
PNF14-10LF-3K					#10	0.92	0.33	0.23			3000
PNF10-6LF-2K	12 – 10 AWG	Yellow	0.04	0.225	#6	1.02	0.30	0.21	CD9-3B	CD-800-3	2000
PNF10-8LF-2K					#8	1.05	0.30	0.21			2000
PNF10-10LF-2K					#10	1.05	0.34	0.21			2000
PNF10-14LF-2K					1/4"	1.19	0.46	0.32			2000