

TLS 2200® Wire & Cable Materials

www.BradyID.com/tls2200

Portable Label Printers

TLS 2200® Wire & Cable Materials:

B-427 Self-Laminating Vinyl Material

Color: White/Translucent Finish: Matte/ Translucent Wrap

Brady's most popular wire and cable marker. Self-laminating vinyl features white printable area with a clear "tail" that wraps around marker to protect the print. Superior resistance to abrasion, solvents, water, oil and dirt.

Performance Attributes:  


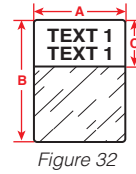
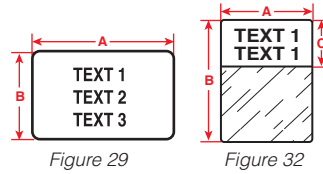


Diagram	Part Number	B-#	Material	Color	Label Width A Inch (mm)	Label Height B Inch (mm)	Write On Area (Height)	Approx. Wire Gauge	Labels Per Row	Labels Per Pkg	Rec. Ribbon
Fig. 32	PTL-10-427	B-427	Vinyl	White	0.250 (6.4)	0.750 (19.1)	0.375 (9.5)	16 to 10	1	750	R4310
Fig. 32	PTL-11-427	B-427	Vinyl	White	0.500 (12.7)	0.750 (19.1)	0.375 (9.5)	16 to 10	1	500	R4310
Fig. 32	BPTL-11-427	B-427	Vinyl	White	0.500 (12.7)	0.750 (19.1)	0.375 (9.5)	16 to 10	1	5000	R4310
Fig. 32	PTL-96-427	B-427	Vinyl	White	1.000 (25.4)	0.750 (19.1)	0.375 (9.5)	16 to 10	1	250	R4310
Fig. 32	PTL-17-427	B-427	Vinyl	White	0.500 (12.7)	1.000 (25.4)	0.375 (9.5)	12 to 10	1	500	R4310
Fig. 32	BPTL-17-427	B-427	Vinyl	White	0.500 (12.7)	1.000 (25.4)	0.375 (9.5)	12 to 10	1	5000	R4310
Fig. 32	PTL-18-427	B-427	Vinyl	White	0.750 (19.1)	1.000 (25.4)	0.375 (9.5)	10 to 4	1	250	R4310
Fig. 32	BPTL-18-427	B-427	Vinyl	White	0.750 (19.1)	1.000 (25.4)	0.375 (9.5)	10 to 4	1	2500	R4310
Fig. 32	PTL-19-427	B-427	Vinyl	White	1.000 (25.4)	1.000 (25.4)	0.375 (9.5)	12 to 10	1	250	R4310
Fig. 32	PTL-19-642	B-427	Vinyl	White	1.000 (25.4)	1.000 (25.4)	0.375 (9.5)	12 to 10	1	250	R4310
Fig. 32	BPTL-19-427	B-427	Vinyl	White	1.000 (25.4)	1.000 (25.4)	0.375 (9.5)	12 to 10	1	2500	R4310
Fig. 32	PTL-104-427	B-427	Vinyl	White	1.500 (38.1)	1.000 (25.4)	0.375 (9.5)	12 to 10	1	250	R4310
Fig. 32	PTL-87-427	B-427	Vinyl	White	1.750 (44.5)	1.000 (25.4)	0.375 (9.5)	12 to 10	1	250	R4310
Fig. 32	PTL-102-427	B-427	Vinyl	White	0.500 (12.7)	1.250 (31.8)	0.375 (9.5)	10 to 4	1	250	R4310
Fig. 32	PTL-103-427	B-427	Vinyl	White	1.000 (25.4)	1.250 (31.8)	0.500 (12.7)	10 to 4	1	250	R4310
Fig. 32	PTL-28-427	B-427	Vinyl	White	0.250 (6.4)	1.500 (38.1)	0.500 (12.7)	10 to 4	1	750	R4310
Fig. 32	PTL-29-427	B-427	Vinyl	White	0.500 (12.7)	1.500 (38.1)	0.500 (12.7)	10 to 4	1	500	R4310
Fig. 32	BPTL-29-427	B-427	Vinyl	White	0.500 (12.7)	1.500 (38.1)	0.500 (12.7)	10 to 4	1	5000	R4310
Fig. 32	PTL-30-427	B-427	Vinyl	White	0.750 (19.1)	1.500 (38.1)	0.500 (12.7)	10 to 4	1	250	R4310
Fig. 32	BPTL-30-427	B-427	Vinyl	White	0.750 (19.1)	1.500 (38.1)	0.500 (12.7)	10 to 4	1	2500	R4310
Fig. 32	PTL-31-427	B-427	Vinyl	White	1.000 (25.4)	1.500 (38.1)	0.500 (12.7)	10 to 4	1	250	R4310
Fig. 32	BPTL-31-427	B-427	Vinyl	White	1.000 (25.4)	1.500 (38.1)	0.500 (12.7)	10 to 4	1	2500	R4310
Fig. 32	PTL-32-427	B-427	Vinyl	White	1.500 (38.1)	1.500 (38.1)	0.500 (12.7)	10 to 4	1	250	R4310
Fig. 32	BPTL-32-427	B-427	Vinyl	White	1.500 (38.1)	1.500 (38.1)	0.500 (12.7)	10 to 4	1	1000	R4310
Fig. 32	PTL-88-427	B-427	Vinyl	White	1.750 (44.5)	1.500 (38.1)	0.500 (12.7)	10 to 4	1	250	R4310
Fig. 32	PTL-107-427	B-427	Vinyl	White	2.000 (50.8)	1.500 (38.1)	0.500 (12.7)	10 to 4	1	100	R4310
Fig. 32	BPTL-107-427	B-427	Vinyl	White	2.000 (50.8)	1.500 (38.1)	0.500 (12.7)	10 to 4	1	1000	R4310
Fig. 32	PTL-21-427	B-427	Vinyl	White	1.000 (25.4)	2.500 (63.5)	0.750 (19.1)	Cables	1	100	R4310
Fig. 32	PTL-21-642	B-427	Vinyl	White	1.000 (25.4)	2.500 (63.5)	0.750 (19.1)	Cables	1	100	R4310
Fig. 32	BPTL-21-427	B-427	Vinyl	White	1.000 (25.4)	2.500 (63.5)	0.750 (19.1)	Cables	1	1000	R4310
Fig. 32	PTL-157-427	B-427	Vinyl	White	1.500 (38.1)	2.500 (63.5)	0.750 (19.1)	Cables	1	100	R4310
Fig. 32	PTL-66-427	B-427	Vinyl	White	1.938 (49.2)	3.150 (80.0)	1.000 (25.4)	Cables	1	100	R4310
Fig. 32	PTL-23-427	B-427	Vinyl	White	1.000 (25.4)	4.000 (101.6)	1.000 (25.4)	Cables	1	100	R4310
Fig. 32	BPTL-23-427	B-427	Vinyl	White	1.000 (25.4)	4.000 (101.6)	1.000 (25.4)	Cables	1	1000	R4310

B-427 Self-Laminating Vinyl Labels continue on next page.

Approx. wire gauge based on AWG for THHN wire.

? Finding the correct label height for your self-laminating labels

If you know your wire diameter or wire circumference, you can easily determine the correct label height by using the formula below.

Step 1: Wire Diameter
x 3.147 (pi)
= Wire Circumference

Step 2: Wire Circumference
x 1.5 (allowing label to wrap 1.5 times around wire)
= Total Label Length

