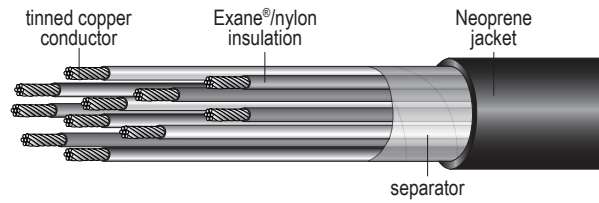


SPECIFICATION
HW252

PERFECT-A-FLEX®

600 Volt UL Type TC, -54°C to 90°C
Exane® Insulation
Neoprene Jacket
Tinned Copper Conductors



Catalog Number	Size AWG	Number of Conductors	Number of Strands	Insulation Thickness Mils	Nylon Jacket Thickness Mils	Overall Jacket Thickness Mils	Overall Diameter Inches	Net Weight Lbs/Mft
HW252 01802	18	2	16	16	5	60	0.30	47
HW252 01803	18	3	16	16	5	60	0.31	54
HW252 01804	18	4	16	16	5	60	0.34	65
HW252 01805	18	5	16	16	5	60	0.36	76
HW252 01806	18	6	16	16	5	60	0.39	88
HW252 01807	18	7	16	16	5	60	0.41	99
HW252 01808	18	8	16	16	5	60	0.44	113
HW252 01812	18	12	16	16	5	60	0.49	146

APPLICATION:

Very flexible cable for use on cable tender systems, festooned cable applications, pendant cable drops, overhead bridge cranes, warehouse stacking cranes, motor- or spring-driven reels, or any tough industrial application that requires both strength and flexibility. Approved for use in cable trays, in raceways supported by a messenger wire, in open air, and for direct burial applications. UL approved for use at 90°C for continuous operation, 130°C for emergency overload conditions, and 250°C for short circuit conditions.

CONDUCTORS:

Tinned soft annealed copper per ASTM B-33, Geolay stranding per ASTM B-286

INSULATION:

Irradiated cross-linked polyolefin (Exane®)

INSULATION JACKET:

Clear Nylon

JACKET:

Sunlight-resistant Neoprene per ICEA S-19-81

FLAME TESTS:

- UL and IEEE 383 (70,000 BTU/hr) Flame Test
- ICEA (210,000 BTU/hr) Flame Test
- CSA FT4 Flame Test
- Individual conductors pass the UL VW-1 Flame Test

COLOR CODE:

Control Sizes – ICEA Method 3, Table E-2

ADDITIONAL STANDARDS:

- UL Type TC tray cable per NEC Article 336
- CAN/CSA-C22.2 No. 239-M91 type CIC

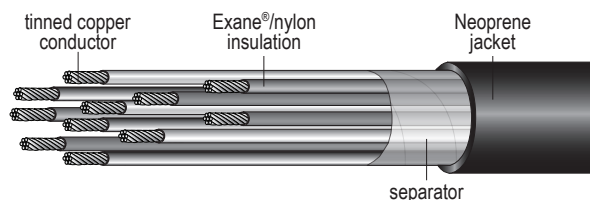
PERFECT-A-FLEX®

600 Volt UL Type TC, -54°C to 90°C

Exane® Insulation

Neoprene Jacket

Tinned Copper Conductors



Catalog Number	Size AWG	Number of Conductors	Number of Strands	Insulation Thickness Mils	Nylon Jacket Thickness Mils	Overall Jacket Thickness Mils	Overall Diameter Inches	Net Weight Lbs/Mft
HW252 01602	16	2	26	16	5	60	0.32	56
HW252 01603	16	3	26	16	5	60	0.33	70
HW252 01604	16	4	26	16	5	60	0.37	90
HW252 01605	16	5	26	16	5	60	0.40	100
HW252 01606	16	6	26	16	5	60	0.42	117
HW252 01607	16	7	26	16	5	60	0.46	131
HW252 01608	16	8	26	16	5	60	0.49	152
HW252 01610	16	10	26	16	5	60	0.50	171
HW252 01612	16	12	26	16	5	60	0.52	190
HW252 01614	16	14	26	16	5	70	0.58	236
HW252 01616	16	16	26	16	5	70	0.60	258
HW252 01620	16	20	26	16	5	70	0.67	332
HW252 01624	16	24	26	16	5	70	0.71	365
HW252 01630	16	30	26	16	5	70	0.75	440
HW252 01637	16	37	26	16	5	70	0.89	560

APPLICATION:

Very flexible cable for use on cable tender systems, festooned cable applications, pendant cable drops, overhead bridge cranes, warehouse stacking cranes, motor- or spring-driven reels, or any tough industrial application that requires both strength and flexibility. Approved for use in cable trays, in raceways supported by a messenger wire, in open air, and for direct burial applications. UL approved for use at 90°C for continuous operation, 130°C for emergency overload conditions, and 250°C for short circuit conditions.

CONDUCTORS:

Tinned soft annealed copper per ASTM B-33, Geolay stranding per ASTM B-286

INSULATION:

Irradiated cross-linked polyolefin (Exane®)

INSULATION JACKET:

Clear Nylon

JACKET:

Sunlight-resistant Neoprene per ICEA S-19-81

FLAME TESTS:

- UL and IEEE 383 (70,000 BTU/hr) Flame Test
- ICEA (210,000 BTU/hr) Flame Test
- CSA FT4 Flame Test
- Individual conductors pass the UL VW-1 Flame Test

COLOR CODE:

Control Sizes – ICEA Method 1, Table E-2

ADDITIONAL STANDARDS:

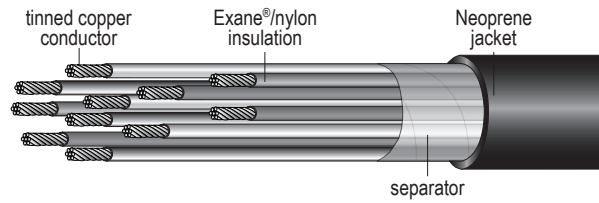
- UL Type TC tray cable per NEC Article 336
- CAN/CSA-C22.2 No. 239-M91 type CIC

FLEXIBLE & PORTABLE CORDS

SPECIFICATION
HW252

PERFECT-A-FLEX®

600 Volt UL Type TC, -54°C to 90°C
Exane® Insulation
Neoprene Jacket
Tinned Copper Conductors



Catalog Number	Size AWG	Number of Conductors	Number of Strands	Insulation Thickness Mils	Nylon Jacket Thickness Mils	Overall Jacket Thickness Mils	Overall Diameter Inches	Net Weight Lbs/Mft
HW252 01403	14	3	41	16	5	60	0.38	102
HW252 01404	14	4	41	16	5	60	0.42	130
HW252 01405	14	5	41	16	5	60	0.45	149
HW252 01406	14	6	41	16	5	60	0.49	174
HW252 01407	14	7	41	16	5	60	0.53	199
HW252 01408	14	8	41	16	5	70	0.58	239
HW252 01410	14	10	41	16	5	70	0.61	292
HW252 01412	14	12	41	16	5	70	0.64	320
HW252 01416	14	16	41	16	5	70	0.69	405
HW252 01420	14	20	41	16	5	90	0.80	493
HW252 01424	14	24	41	16	5	90	0.89	620
HW252 01430	14	30	41	16	5	90	0.92	733
HW252 01437	14	37	41	16	5	90	1.05	886

FLEXIBLE & PORTABLE CORDS

APPLICATION:

Very flexible cable for use on cable tender systems, festooned cable applications, pendant cable drops, overhead bridge cranes, warehouse stacking cranes, motor- or spring-driven reels, or any tough industrial application that requires both strength and flexibility. Approved for use in cable trays, in raceways supported by a messenger wire, in open air, and for direct burial applications. UL approved for use at 90°C for continuous operation, 130°C for emergency overload conditions, and 250°C for short circuit conditions.

CONDUCTORS:

Tinned soft bare annealed copper per ASTM B-33, Geolay stranding per ASTM B-286

INSULATION:

Irradiated cross-linked polyolefin (Exane®)

INSULATION JACKET:

Clear Nylon

JACKET:

Sunlight-resistant Neoprene per ICEA S-19-81

FLAME TESTS:

- UL and IEEE 383 (70,000 BTU/hr) Flame Test
- ICEA (210,000 BTU/hr) Flame Test
- CSA FT4 Flame Test
- Individual conductors pass the UL VW-1 Flame Test

COLOR CODE:

Control Sizes – ICEA Method 1, Table E-2

ADDITIONAL STANDARDS:

- UL Type TC tray cable per NEC Article 336
- CAN/CSA-C22.2 No. 239-M91 type CIC

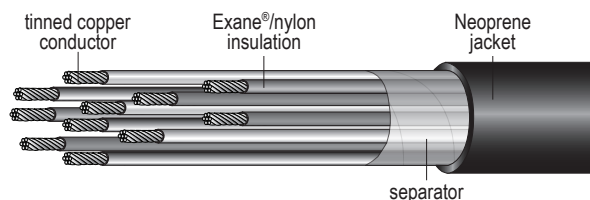
PERFECT-A-FLEX®

600 Volt UL Type TC, -54°C to 90°C

Exane® Insulation

Neoprene Jacket

Tinned Copper Conductors



Catalog Number	Size AWG	Number of Conductors	Number of Strands	Insulation Thickness Mils	Nylon Jacket Thickness Mils	Overall Jacket Thickness Mils	Overall Diameter Inches	Net Weight Lbs/Mft
HW252 01203	12	3	65	21	5	60	0.42	130
HW252 01204	12	4	65	21	5	60	0.47	170
HW252 01205	12	5	65	21	5	60	0.51	195
HW252 01206	12	6	65	21	5	70	0.57	242
HW252 01207	12	7	65	21	5	70	0.62	275
HW252 01208	12	8	65	21	5	70	0.65	315
HW252 01210	12	10	65	21	5	70	0.69	370
HW252 01212	12	12	65	21	5	70	0.71	425
HW252 01216	12	16	65	21	5	70	0.80	545
HW252 01220	12	20	65	21	5	90	0.95	706
HW252 01224	12	24	65	21	5	90	1.00	818
HW252 01230	12	30	65	21	5	90	1.08	1005
HW252 01237	12	37	65	21	5	90	1.20	1200

APPLICATION:

Very flexible cable for use on cable tender systems, festooned cable applications, pendant cable drops, overhead bridge cranes, warehouse stacking cranes, motor- or spring-driven reels, or any tough industrial application that requires both strength and flexibility. Approved for use in cable trays, in raceways supported by a messenger wire, in open air, and for direct burial applications. UL approved for use at 90°C for continuous operation, 130°C for emergency overload conditions, and 250°C for short circuit conditions.

CONDUCTORS:

Tinned soft annealed copper per ASTM B-33, Geolay stranding per ASTM B-286

INSULATION:

Irradiated cross-linked polyolefin (Exane®)

INSULATION JACKET:

Clear Nylon

JACKET:

Sunlight-resistant Neoprene per ICEA S-19-81

FLAME TESTS:

- UL and IEEE 383 (70,000 BTU/hr) Flame Test
- ICEA (210,000 BTU/hr) Flame Test
- CSA FT4 Flame Test
- Individual conductors pass the UL VW-1 Flame Test

COLOR CODE:

Control Sizes – ICEA Method 1, Table E-2

ADDITIONAL STANDARDS:

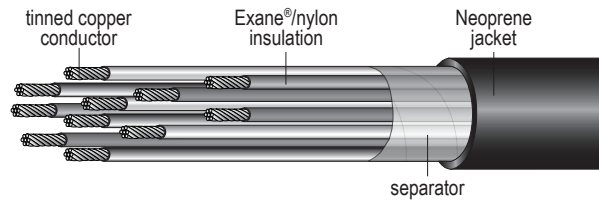
- UL Type TC tray cable per NEC Article 336
- CAN/CSA-C22.2 No. 239-M91 type CIC

FLEXIBLE & PORTABLE CORDS

SPECIFICATION
HW252

PERFECT-A-FLEX®

600 Volt UL Type TC, -54°C to 90°C
Exane® Insulation
Neoprene Jacket
Tinned Copper Conductors



Catalog Number	Size AWG	Number of Conductors	Number of Strands	Insulation Thickness Mils	Nylon Jacket Thickness Mils	Overall Jacket Thickness Mils	Overall Diameter Inches	Net Weight Lbs/Mft
HW252 01003	10	3	105	21	5	60	0.38	102
HW252 01004	10	4	105	21	5	60	0.42	130
HW252 01005	10	5	105	21	5	60	0.45	149
HW252 01006	10	6	105	21	5	60	0.49	174

APPLICATION:

Very flexible cable for use on cable tender systems, festooned cable applications, pendant cable drops, overhead bridge cranes, warehouse stacking cranes, motor- or spring-driven reels, or any tough industrial application that requires both strength and flexibility. Approved for use in cable trays, in raceways supported by a messenger wire, in open air, and for direct burial applications. UL approved for use at 90°C for continuous operation, 130°C for emergency overload conditions, and 250°C for short circuit conditions.

CONDUCTORS:

Tinned soft annealed copper per ASTM B-33, Geolay stranding per ASTM B-286

INSULATION:

Irradiated cross-linked polyolefin (Exane®)

INSULATION JACKET:

Clear Nylon

JACKET:

Sunlight-resistant Neoprene per ICEA S-19-81

FLAME TESTS:

- UL and IEEE 383 (70,000 BTU/hr) Flame Test
- ICEA (210,000 BTU/hr) Flame Test
- CSA FT4 Flame Test
- Individual conductors pass the UL VW-1 Flame Test

COLOR CODE:

Control Sizes – ICEA Method 1, Table E-2

ADDITIONAL STANDARDS:

- UL Type TC tray cable per NEC Article 336
- CAN/CSA-C22.2 No. 239-M91 type CIC