



Casters (add 3-7/8" to overall cabinet height)

5W	5WR	5WL	5WLR	CBS-5	CBS-5R
set of 4 commercial grade casters	set of 4 fine floor casters	set of 4 commercial grade locking casters	set of 4 fine floor locking casters	skirted base with 4 commercial grade non-locking casters, fits 20" depth models; CBS-5-26 fits 26" depth models	skirted base with 4 fine floor non-locking casters, fits 20" depth models; CBS-5-26R fits 26" depth models


Accessories

SH-5A	Trim Panels	Adjustable "Split" Rear Rackrail	Top Fan & RAP Kit	Bottom Runner Kit														
	 <table border="1"> <thead> <tr> <th>Part #</th> <th>Description</th> </tr> </thead> <tbody> <tr> <td>5-BAVTRIM</td> <td>black brushed & anodized</td> </tr> </tbody> </table>	Part #	Description	5-BAVTRIM	black brushed & anodized	<ul style="list-style-type: none"> Facilitates rear hanging of equipment Permits panels to be "mid-mounted" All brackets, rails and hardware included Cable chase kit required when using this option with ganged enclosures Works with steel side panels only; will not accommodate wood side panels 	 <table border="1"> <thead> <tr> <th>Part #</th> <th>CFM</th> </tr> </thead> <tbody> <tr> <td>5-FAN-K</td> <td>114</td> </tr> </tbody> </table> <p>includes 2 fans, 4 grilles, & vent blocker</p>	Part #	CFM	5-FAN-K	114	 <table border="1"> <thead> <tr> <th>Part #</th> <th>Fits</th> </tr> </thead> <tbody> <tr> <td>5-RS20</td> <td>20" deep models</td> </tr> <tr> <td>5-RS26</td> <td>26" deep models</td> </tr> </tbody> </table> <p>low-friction bottom runners allow the Slim 5 to easily slide in and out of credenzas and lecterns</p>	Part #	Fits	5-RS20	20" deep models	5-RS26	26" deep models
Part #	Description																	
5-BAVTRIM	black brushed & anodized																	
Part #	CFM																	
5-FAN-K	114																	
Part #	Fits																	
5-RS20	20" deep models																	
5-RS26	26" deep models																	
zero space full depth front and rear mount SH Series rackshelf, see pg. 157	top and bottom trim panels available to match the finish of the products mounted within the enclosures, includes 2 pieces																	



Top and side panels are constructed from thermolaminated MDF. Call for custom top when using cable chase.

WUSS and SH Series shelves need to be installed prior to installation of wood side panels, which conveniently lift off.



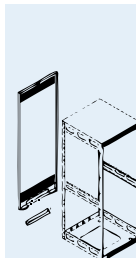
Removable Steel Side Panels are vented top and bottom with recessed lift handles and internal locking clips.

Finished in a durable black textured powder coat, each side panel adds 5/8" per side to overall enclosure width.



Doors are capable of being installed with a right or left swing and are equipped with a cam keylock and attractive flush handle.

Requires the use of a cable chase when used in multi-bay installations. Doors provide 1-1/2" clearance.



Rear access panels feature a unique no-hinge "tip-out lift-off" design with a two 4" fan laser knockout for cable pass-through on the bottom.

Securing keylock included.

Part #	Solid Front Door	Plexi Front Door	Steel Side Panels, Pair	Thermolaminate Top/Side Panels**	Rear Access Panel	Adjustable "Split" Rear Rackrail	Cable Chase 3" Wide*
5-8	D0-5-8	DOP-5-8	SP-5-8	-	RAP8	5AR8	5CC8
5-14	D0-5-14	DOP-5-14	SP-5-14	TSP-5-14xx	RAP14	5AR14	5CC14
5-21	D0-5-21	DOP-5-21	SP-5-21	TSP-5-21xx	RAP21	5AR21	5CC21
5-29	D0-5-29	DOP-5-29	SP-5-29	TSP-5-29xx	RAP29	5AR29	5CC29
5-37	D0-5-37	DOP-5-37	SP-5-37	TSP-5-37xx	RAP37	5AR37	5CC37
5-43	D0-5-43	DOP-5-43	SP-5-43	TSP-5-43xx	RAP43	5AR43	5CC43
5-8-26	D0-5-8	DOP-5-8	SP-5-8-26	-	RAP8	5AR8-26	5CC8-26
5-14-26	D0-5-14	DOP-5-14	SP-5-14-26	TSP-5-14-26xx	RAP14	5AR14-26	5CC14-26
5-21-26	D0-5-21	DOP-5-21	SP-5-21-26	TSP-5-21-26xx	RAP21	5AR21-26	5CC21-26
5-29-26	D0-5-29	DOP-5-29	SP-5-29-26	TSP-5-29-26xx	RAP29	5AR29-26	5CC29-26
5-37-26	D0-5-37	DOP-5-37	SP-5-37-26	TSP-5-37-26xx	RAP37	5AR37-26	5CC37-26
5-43-26	D0-5-43	DOP-5-43	SP-5-43-26	TSP-5-43-26xx	RAP43	5AR43-26	5CC43-26

*Custom width cable chases available, please call for details. ***Replace 'xx' with DS = Darkstone, GS = Graystone, PS = Pepperstone (Tops Only), SL = Slate (Sides Only) SG = Shark Gray, EA = Ebony Ash, WG = Wenge, DC = Dark Cherry, DP = Dark Pecan, AG = Aged Cherry, HM = Honey Maple, LW = Light Walnut, MP = Maple. See pg. 175 for thermolaminate finish options.



Laminated Rack Options

Smoked Tempered Glass Door

Attractive smoked tempered glass door available for BRK, OBRK and MBRK Series racks. Addition of door requires front rails to be recessed, reducing the useable depth of the rack by 2".


Part #	Racking Height	Part #	Racking Height
RK-GD6	10-1/2" (6 space)	RK-GD14	24-1/2" (14 space)
RK-GD8	14" (8 space)	RK-GD16	28" (16 space)
RK-GD10	17-1/2" (10 space)	RK-GD20	35" (20 space)
RK-GD12	21" (12 space)	RK-GD28	49" (28 space)



Rear Access Panel

Locking/latching rear access panel tips out for easy access and provides cooling, cable entry and security. Works with BRK and MBRK racks 22" or 28" deep. Rear access panel includes a 2 space top vented panel and a 2 space cable management panel.

Black Finish Part #	Maple Part #	Racking Height
RK-RAP8	RK-RAP8-MP	14" (8 space)
RK-RAP12	RK-RAP12-MP	21" (12 space)
RK-RAP16	RK-RAP16-MP	28" (16 space)
RK-RAP20	RK-RAP20-MP	35" (20 space)
RK-RAP28	RK-RAP28-MP	49" (28 space)



Fan Kit with Energy Saving Thermostatic Control

Energy saving thermostatic control for laminate racks extends life and reduces dust buildup. Fits BRK, MBRK Series 22" or deeper. Fans mount in the top of the rear access panel.

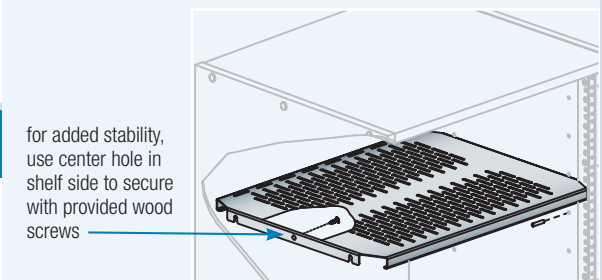

Part #	Description
DCFANKIT-4	100 CFM fan kit, mounts in top of the rear access panel



Quick Position Shelf

Convenient pin-mount shelves speed installation and allow for simplified mounting of rackmount and non-rackmount components in 18" deep BRK/OBRK Series racks. Engineered ventilation slots maximize airflow while cable management slots simplify wiring. Mounts in 2-1/2" increments and accepts **C** power strips. Constructed from 16-gauge steel, includes mounting hardware and is finished in a durable black powder coat.

Part #	Description	Fits	Qty
SH-BRK	Quick Position™ shelf	BRK, OBRK, MBRK 18" deep	1
SH-BRK-3P	Quick Position™ shelf	BRK, OBRK, MBRK 18" deep	3



Rear Rackrail Kits

Part #	Description
RK-RRx	rear rackrail (x=number of rackspaces)

Caster Kits (includes hardware)

Part #	Description
RKW	Wheel Kit – 2 locking, 2 non-locking (adds 2 3/4" to height), 150 lb. weight capacity
RKW-HD	Heavy Duty Wheel kit – 2 locking, 2 non-locking (adds 3" to height), 250 lb. weight capacity

