

Passive Optical Splitters / Combiners

The **OSP 1812**, **OSP 1812 M** and **OSP 1814** are compact optical splitters that are used to split or combine a fiber optic signal.

Three versions are available:

OSP 1812

One input (100%) and two outputs (each 50%)


OSP 1812 M

One input (100%) and two outputs, one at 90% power and a second at 10% power. Typically used as a monitoring output.

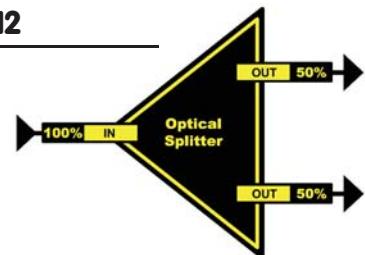
OSP 1814

One input (100%) and four outputs (each 25%)

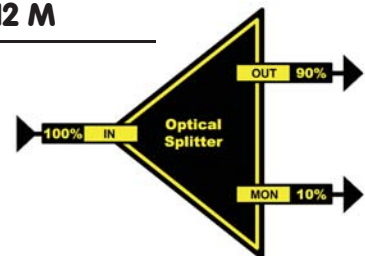
These yellobriks are passive in operation, which means they require no power. They can be used as standalone modules or mounted into the yellobrik RFR 1018 19" rack frame.



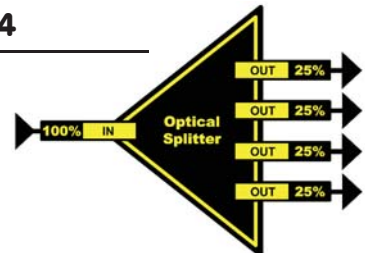
OSP 1812



OSP 1812 M



OSP 1814



Technical Specifications

OSP 1812 Optical I/O	1 x Fiber input 2 x Fiber outputs Split Ratio: 50% / 50%
OSP 1812 M Optical I/O	1 x Fiber input 2 x Fiber outputs Split Ratio: 90% / 10%
OSP 1814 Optical I/O	1 x Fiber input 4 x Fiber outputs Split Ratio: 25% / 25% / 25% / 25%
Optical Connections	LC/PC (singlemode) Operating wavelength 1260nm - 1650nm
Performance	Insertion loss (including connector) OSP 1812 and OSP 1812M = 4.0 dB OSP 1814 = 7.6dB Polarization dependant loss: max 0.3dB Return loss: > 55dB Directivity: > 55dB Max input power: 500mW
Power	None required (passive operation)
Physical	Size: L: 125mm x W: 100mm x H:19mm (4.92" x 3.93" x 0.75") Weight: 120g (4.3oz)
Model #	OSP 1812 - (EAN# 4250479359796) OSP 1812 M - (EAN# 4250479359802) OSP 1814 - (EAN# 4250479359819)
Includes	Module and plastic transport case

Specifications subject to change

Module Mounting Bracket for Single Yellobrik

- Robust metal mounting bracket
- Mount on any flat surface
- Ideal for mounting on 19" rack rails
- No tools needed for module installation

The RFR 1001 is a robust metal mounting solution for a single yellobrik. The bracket can accommodate the smaller and larger modules using the mounting slots provided in the yellobrik.

The bracket can be mounted on any flat surface using suitable screws or bolts (not supplied). The mounting holes are on 19" rack rail centers which makes it ideal for mounting yellobriks in the rear of equipment rack frames; keeping them secure and out of the way.

No tools are required for module installation and removal, this is accomplished using a nylon thumbscrew.



Bracket shown mounted on 19" rack rails



Specifications subject to change