

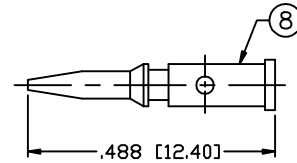
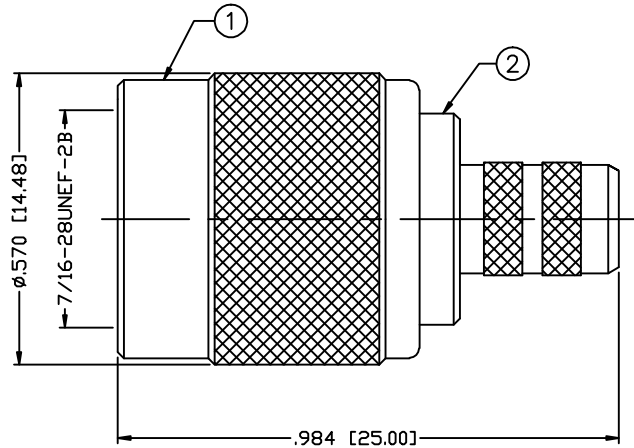
THIS DRAWING CONTAINS INFORMATION PROPRIETARY TO RF INDUSTRIES,
 ANY UNAUTHORIZED USE OF THIS DRAWING IS EXPRESSLY PROHIBITED
 WITHOUT WRITTEN PERMISSION FROM RF INDUSTRIES.
 ANY VIOLATION IS PUNISHABLE UNDER U.S. COPYRIGHT LAWS.

ALL DIMENSIONS ARE REFERENCE ONLY

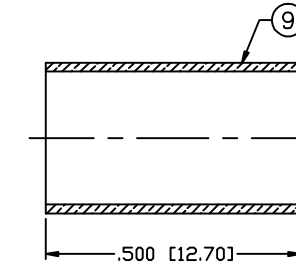
PART NO.

RFT-1803-1

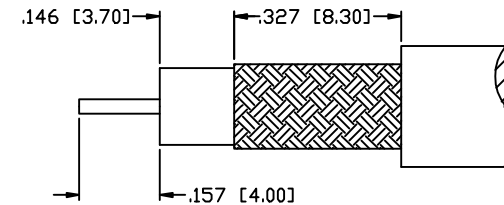
REV	DESCRIPTION	DWN	DATE	APPROVED
A	ENGINEERING RELEASE	CJ	7/27/92	J. BENZ
B	CHANGE PART NUMBER [WAS RFT-1203-1]	KMM	12/12/94	R. RICE
C	CHG PIN, FERRULE & FERRULE STUD ID / CHG STRIPING INST	CZS	11/4/97	R. RICE
D	REMOVE P/N FROM CONNECTOR / UPDATE DWG.	CZS	11/11/04	JDMc



RECOMMENDED CRIMP DIE: .068"



RECOMMENDED CRIMP DIE: .255"



RECOMMENDED STRIPPING DIMENSIONS

SPECIFICATIONS:

IMPEDANCE: 75 Ohms
 FREQUENCY RANGE: 0-2 GHz
 WORKING VOLTAGE: 500 V rms @ sea level
 INSULATION RESISTANCE: 5k M ohms min.
 TEMPERATURE RANGE: -65°C TO +85°C
 FOR RG-59, 59A, 59B, 62, 62A, 62C/U; ALPHA 9059, 9062,
 9830, 9840, 9845; BELDEN 8221, 8241, 9169, 9204,
 9228; CANARE LV-61S; CommScope 5555, 5560, 5563

#	DESCRIPTION	QTY	MATERIAL	FINISH	APPROVALS	DATE
1	SHELL	1	BRASS	NICKEL, 100μ"		
2	BODY	1	BRASS	NICKEL, 100μ"		
3	INSULATOR	1	DELTRIN	---		
4	GASKET	1	RUBBER	---		
5	RETAINING RING	1	BRASS	NICKEL, 100μ"		
6	RING	1	DELTRIN	---		
7	WASHER	1	BRASS	NICKEL, 100μ"		
8	PIN	1	BRASS	GOLD, 3μ"		
9	FERRULE	1	BRASS	NICKEL, 100μ"		
10					DRAWN	
11					C. ZUNIGA	11/11/04
12					CHECKED	
13					ORJ DRAWN	
14					C. ZUNIGA	7/27/92

UNLESS OTHERWISE SPECIFIED:

DIMENSIONS ARE IN INCHES
 AND [MILLIMETERS]
 UNLESS OTHERWISE NOTED
 TOLERANCES ARE:
 DECIMALS DIAMETER

RFconnectors
 DIVISION OF RF INDUSTRIES, LTD.

7610 MIRAMAR RD
 SAN DIEGO, CA 92126
 (858) 549-6340
 (858) 549-6345 FAX

TNC PLUG, CRIMP

SIZE	CABLE GROUP	DWG NO.	REV
A	D, D1	RFT-1803-1	—
SCALE: NTS		CAD FILE OUTLINE	SHEET 1 OF 1