

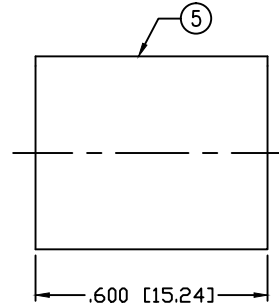
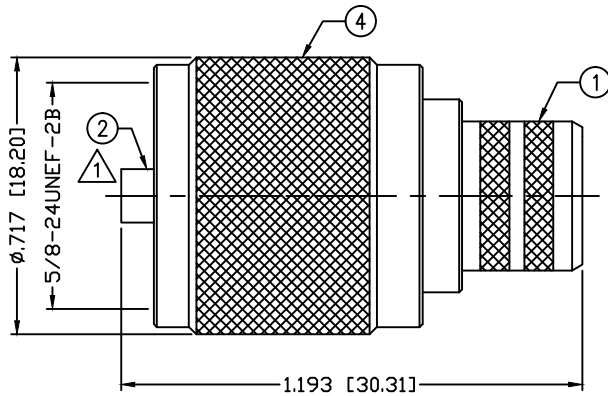
THIS DRAWING CONTAINS INFORMATION PROPRIETARY TO RF INDUSTRIES.
 ANY UNAUTHORIZED USE OF THIS DRAWING IS EXPRESSLY PROHIBITED
 WITHOUT WRITTEN PERMISSION FROM RF INDUSTRIES.
 ANY VIOLATION IS PUNISHABLE UNDER U.S. COPYRIGHT LAWS.

ALL DIMENSIONS ARE REFERENCE ONLY

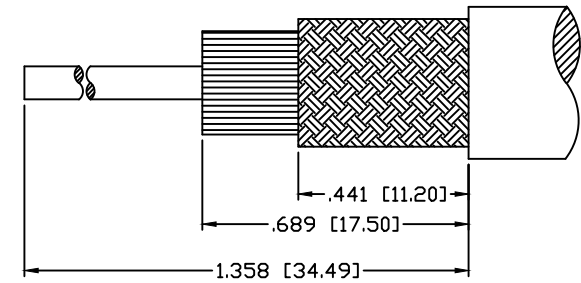
PART NO.

RFU-507-STF

REV	DESCRIPTION	DWN	DATE	APPROVED
L	CHANGE CONTACT ITEM #2 & DIELECTRIC ITEM #3	CZS	2/19/98	R. RICE
M	CHG FERRULE ID & OD / ADD BODY & CONTACT DIM	CZS	4/14/99	R. RICE
N	CHANGE FERRULE STUD TO KNURL / MODIFY STRIP DIMS	CZS	10/21/00	JDMc
P	CHANGE STRIPPING DIMENSIONS	CZS	6/19/06	JDMc



RECOMMENDED CRIMP DIE: .429"



RECOMMENDED STRIPPING DIMENSIONS

CRIMP CONTACT WITH .100 CRIMP DIE OR SOLDER OR BOTH

SPECIFICATIONS:

IMPEDANCE: NON CONSTANT
 FREQUENCY RANGE: 0-300 MHz
 WORKING VOLTAGE: 500 V rms max. @ sea level
 FOR RG-9, 9A, 9B, 214 & 393/U, BELDEN 8242 & 8268 CABLE

1	BODY	1	BRASS	SILVER, 30μ"	000486	
2	CONTACT	1	BRASS	SILVER, 30μ"		
3	INSULATOR	1	PTFE	---		
4	SHELL	1	BRASS	SILVER, 30μ"		
5	FERRULE	1	BRASS	SILVER, 30μ"		
6						
7						
8						
9						
10					DRAWN	
11					C. ZUNIGA	6/19/06
12					CHECKED	
13					ORJ DRAWN	
14					K. MAXWELL	1/18/91
#	DESCRIPTION	QTY	MATERIAL	FINISH	APPROVALS	DATE

UNLESS OTHERWISE SPECIFIED:

DIMENSIONS ARE IN INCHES AND [MILLIMETERS]
 UNLESS OTHERWISE NOTED TOLERANCES ARE:
 DECIMALS | DIAMETER

RF connectors
 DIVISION OF RF INDUSTRIES, LTD.

7610 MIRAMAR RD
 SAN DIEGO, CA 92126
 (858) 549-6340
 (858) 549-6345 FAX

UHF PLUG, CRIMP

SIZE	CABLE GROUP	DWG NO.	REV
A	F	RFU-507-STF	P
SCALE: NTS		CAD FILE OUTLINE	SHEET 1 OF 1