

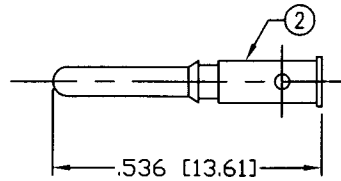
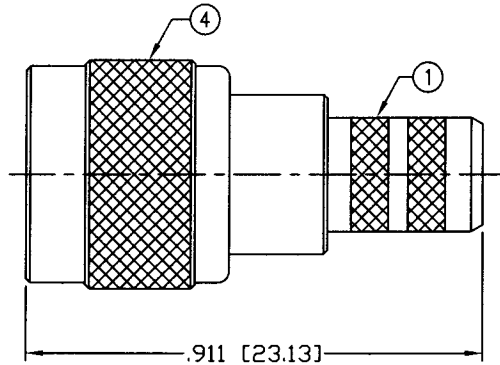
THIS DRAWING CONTAINS INFORMATION PROPRIETARY TO RF INDUSTRIES.
 ANY UNAUTHORIZED USE OF THIS DRAWING IS EXPRESSLY PROHIBITED
 WITHOUT WRITTEN PERMISSION FROM RF INDUSTRIES.
 ANY VIOLATION IS PUNISHABLE UNDER U.S. COPYRIGHT LAWS.

ALL DIMENSIONS ARE REFERENCE ONLY

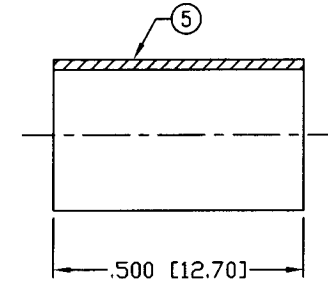
PART NO.

RFU-600-1X

REV	DESCRIPTION	DWN	DATE	APPROVED
C	ADD PRESS FIT WASHER	KMM	5/2/94	F. VIERA
D	CHANGE PIN TO GOLD	KMM	10/17/95	R. RICE
E	CORRECT P/N IN MATERIALS BLOCK \ ADD ELECTRICAL	KMM	9/15/97	R. RICE
F	MODIFY DESIGN & UPDATE SPECS / ADJUST STRIPING DIMS	CZS	4/21/04	JDMc



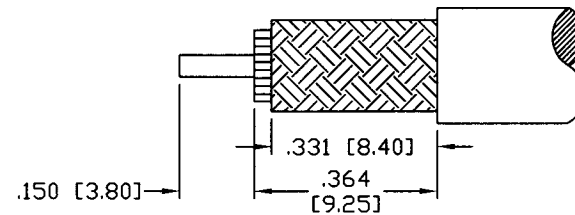
RECOMMENDED CRIMP DIE: .068"



RECOMMENDED CRIMP DIE: .255"

SPECIFICATIONS:

IMPEDANCE: 50 Ohms
 FREQUENCY RANGE: 0-2.5 GHz
 VSWR: 1.25 MAX.
 WORKING VOLTAGE: 335 V rms Max. © Sea Level
 INSULATION RESISTANCE: 5k M Ohms min.
 TEMPERATURE RANGE: -65°C TO 165°C
 FOR RG-8/X, BELDEN 9258, MAXRAD M8X-100 &
 M8X-1000, MICRO 8/U, REMEE 1600, SAXTON 8315 &
 TIMES LMR-240 & LMR-240 ULTRAFLEX CABLE



1	BODY	1	BRASS	NICKEL, 100μ"	000486	
2	PIN	1	BRASS	GOLD, 3μ"		
3	INSULATOR	1	PTFE	---		
4	SHELL	1	BRASS	NICKEL, 100μ"		
5	FERRULE	1	BRASS	NICKEL, 100μ"		
6						
7						
8						
9						
10						
11						
12						
13						
14						
#	DESCRIPTION	QTY	MATERIAL	FINISH	APPROVALS	DATE

DRAWN
C. ZUNIGA
4/21/04
 CHECKED
[Signature] 4-21-04
 ORJ DRAWN
D. FRIAS
2/26/88

UNLESS OTHERWISE SPECIFIED:

DIMENSIONS ARE IN INCHES
 AND [MILLIMETERS]
 UNLESS OTHERWISE NOTED
 TOLERANCES ARE:
 DECIMALS DIAMETER

RF connectors
 DIVISION OF RF INDUSTRIES, LTD.

7610 MIRAMAR RD
 SAN DIEGO, CA 92126
 (858) 549-6340
 (858) 549-6345 FAX

MINI UHF PLUG, CRIMP

SIZE A	CABLE GROUP X	DWG NO. RFU-600-1X	REV F
SCALE: NTS		CAD FILE OUTLINE	SHEET 1 OF 1