


**Middle Atlantic Products**

EXCEPTIONAL SUPPORT &amp; PROTECTION™


# RLA Series Aluminum Open Frame Racks


**EIA/TIA Compliant**


## The RLA Series 19" Aluminum Open Frame Rack

### Features

- Available with 45 or 51 rackspaces
- 3/16" thick extruded aluminum uprights are 12-24 threaded front and rear
- Heavy duty 1/4" thick aluminum base is 15" deep for stability and includes holes for securing to floor
- Heavy duty 1/8" thick aluminum top angle provides extra stability for cable ladders
- Ready-to-assemble construction allows easy set up and inexpensive shipping
- Includes 50 qty. 12-24 rack screws
- Available in a silver brushed and anodized or flat black powder coat finish
- 1,600 lb. weight capacity
- UL Listed Load Capacity: 400 lbs.  
Static Load Capacity: 1,600 lbs.



RLA19-1245


 RLA19-1245B shown  
with VCD-6-45-SC

### Architects' and Engineers' Specifications

EIA compliant 19" open frame rack shall be Middle Atlantic Products model # RLA19-12 \_\_\_ (refer to chart) and have (45, 51) rack units of vertical space. Rack shall ship unassembled and include two 3" wide, 3/16" thick extruded aluminum vertical channels with mounting holes tapped 12-24 on EIA mounting centers. Base angles shall be 1/4" thick extruded aluminum, top angles shall be 1/8" thick extruded aluminum. RLA overall dimensions shall be \_\_\_ H x 20.28" W x 6" D at top, 15" D at base (refer to chart). UL listed load capacity shall be 400 lbs, and static weight capacity shall be 1,600 lbs., when properly loaded with base securely anchored. Rack shall have a \_\_\_ finish (refer to chart). Rack shall be GREENGUARD Indoor Air Quality Certified for Children and Schools. Rack shall be RoHS EU Directive 2002/95/EC compliant. Rack shall be manufactured by an ISO 9001 and ISO 14001 registered company. Open frame rack shall be warranted to be free from defects in material or workmanship under normal use and conditions for the lifetime of the product.

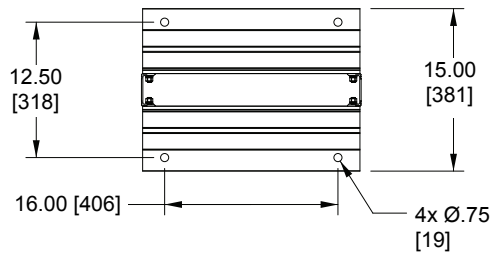
#### OPTIONS

- Horizontal cable managers, shall be model # HCM-X, please see master catalog for styles available
- Horizontal lacer bars, shall be model # LBP-1X, please see master catalog for styles available
- Rackmount cable tray, shall be model # HCT-1 (1 rackspace), HCT-2 (2 rackspaces)
- Vented center mount shelf, shall be model # U2MS
- Vertical cable duct with pre-installed cable grommets and standard front door shall be model # VCD-\_\_\_-SC for single duct and VCD-\_\_\_-DC for dual duct design (refer to charts)
- 45 space cable carrier shall be model # RLA-CC

**CUSTOMIZABLE SPECIFICATION CLIPS AVAILABLE AT MIDDLEATLANTIC.COM**

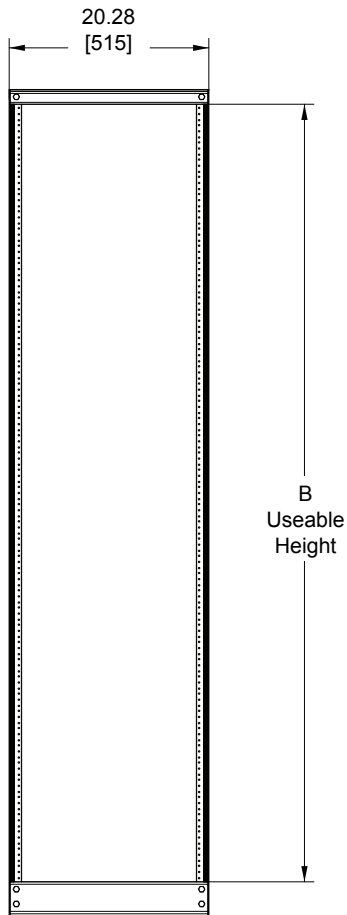
# RLA Series Basic Dimensions

TOP VIEW

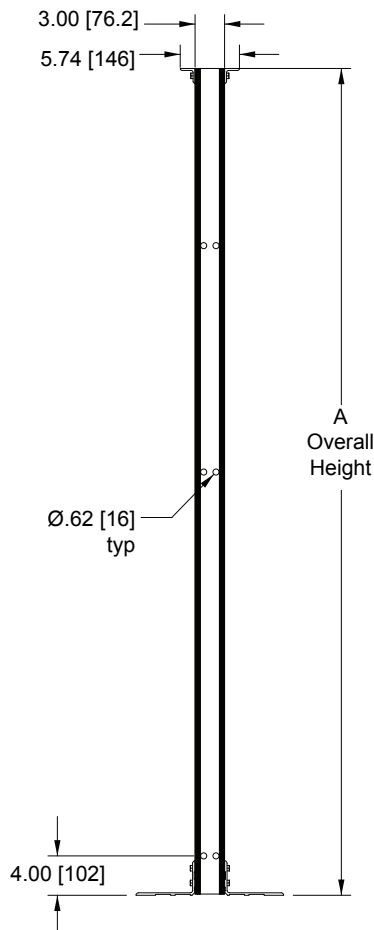


PART #	PANEL WIDTH	A OVERALL HEIGHT	B USEABLE HEIGHT	FINISH
RLA19-1245	19.00 [483]	84.00 [2134]	78.75 [2000] (45 rackspaces)	Silver Brushed and Anodized
RLA19-1245B	19.00 [483]	84.00 [2134]	78.75 [2000] (45 rackspaces)	Flat Black Powder Coat
RLA19-1251B	19.00 [483]	96.125 [2442]	91.00 [2311] (52 rackspaces)	Flat Black Powder Coat

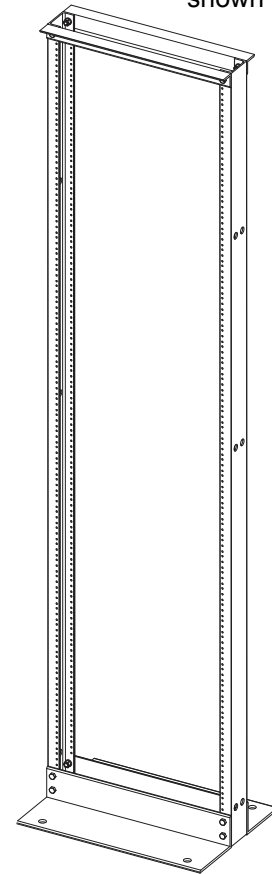
FRONT VIEW



SIDE VIEW



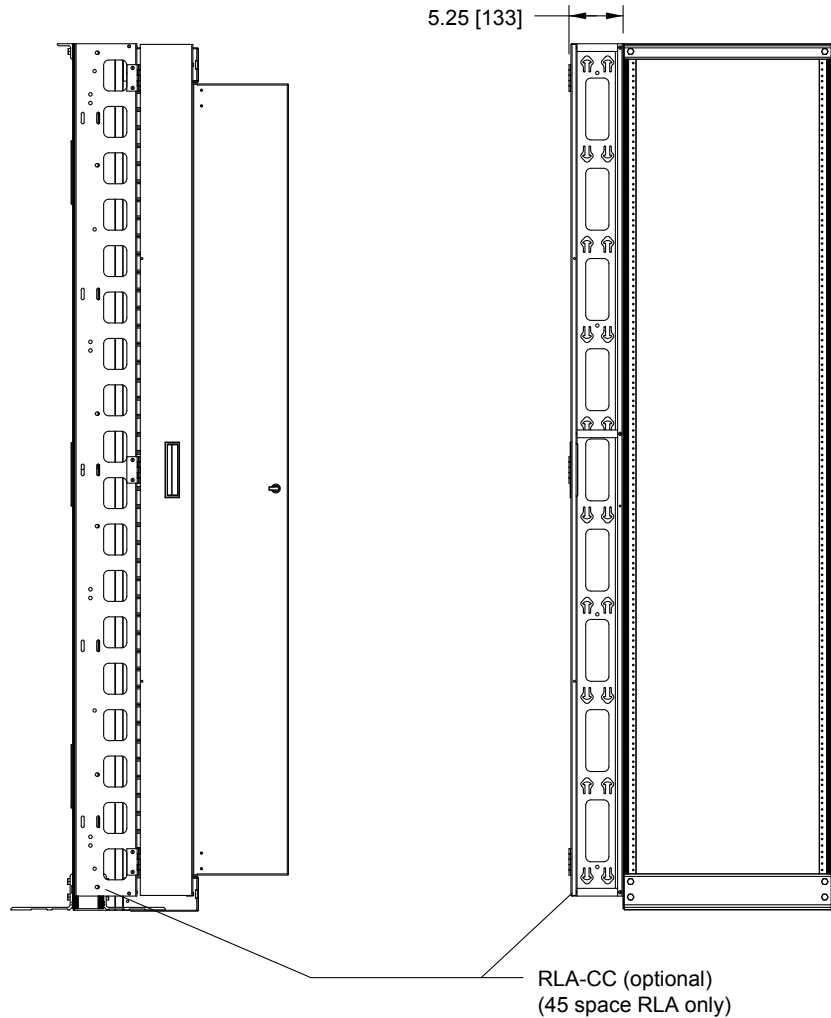
RLA19-1245 shown



All dimensions in inches unless otherwise noted [bracketed dimensions are in millimeters]



## RLA-CC Basic Dimensions - Single Duct

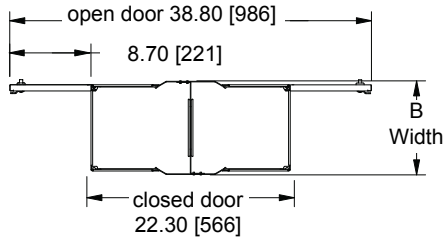


All dimensions in inches unless otherwise noted [bracketed dimensions are in millimeters]



# VCD Series Basic Dimensions - Dual Duct

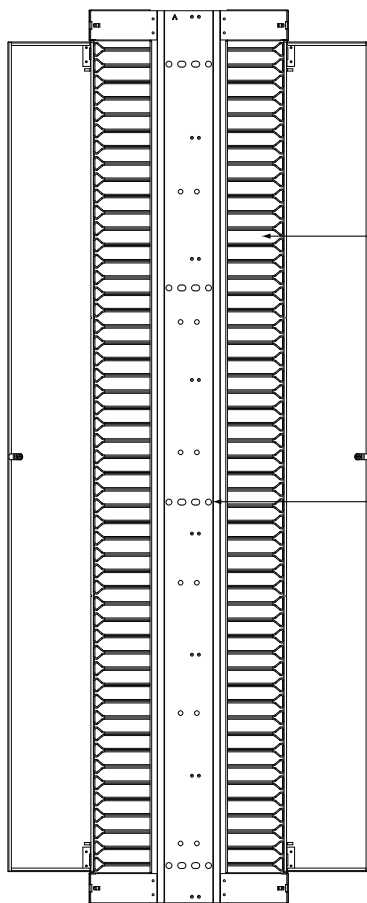
**TOP VIEW**



VCD SERIES DUAL	A HEIGHT	B WIDTH
VCD-6-51-DC	95.98 [2438]	6.10 [155]
VCD-10-51-DC	95.98 [2438]	10.10 [257]
VCD-6-45-DC	83.73 [2127]	6.10 [155]
VCD-10-45-DC	83.73 [2127]	10.10 [257]

**SIDE VIEW**

(front door open)



**FRONT VIEW**

(front door open)

4" protective cable grommets

cable holders positioned in rackspace increments

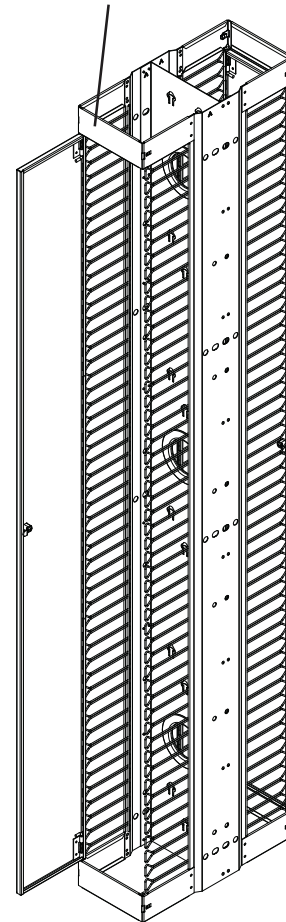
ganging holes



Slide-on cable tie posts for dressing pre-assembled cable bundles

A Height

Removable panels allow for easy installation of existing cable bundles



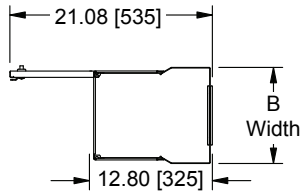
VCD-10-45-DC

All dimensions in inches unless otherwise noted [bracketed dimensions are in millimeters]



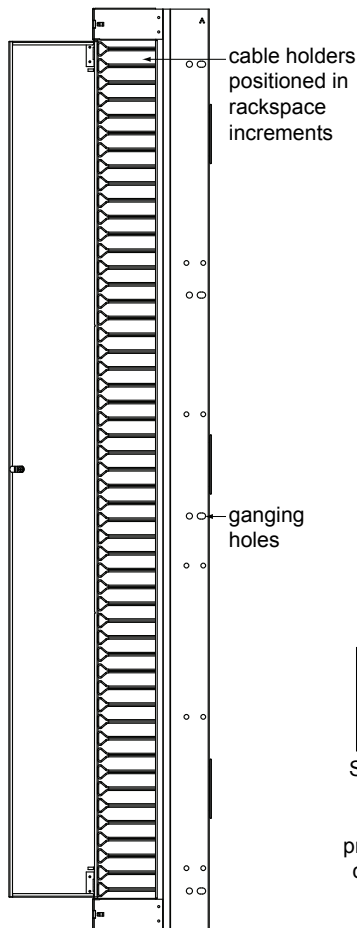
# VCD Series Basic Dimensions - Single Duct

TOP VIEW

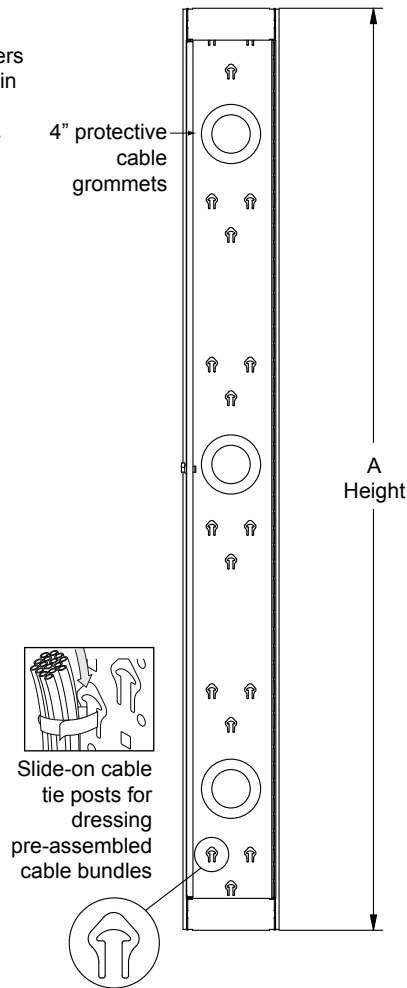


VCD SERIES SINGLE	A HEIGHT	B WIDTH
VCD-6-51-SC	95.98 [2438]	6.00 [152]
VCD-10-51-SC	95.98 [2438]	10.00 [254]
VCD-6-45-SC	83.73 [2127]	6.00 [152]
VCD-10-45-SC	83.73 [2127]	10.00 [254]

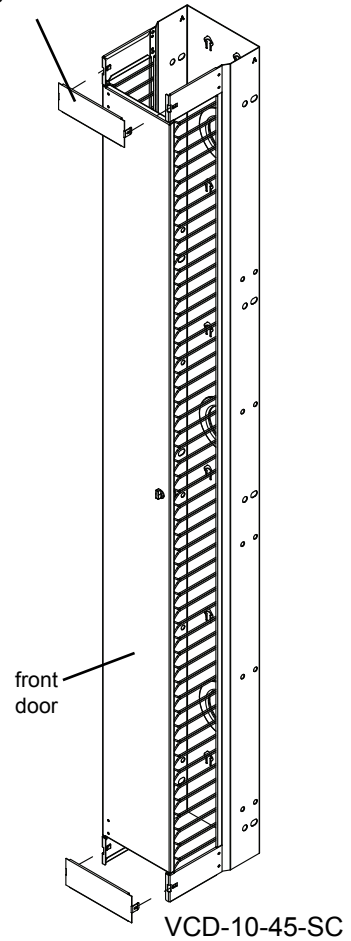
SIDE VIEW  
(front door open)



FRONT VIEW  
(front door open)



Removable panels allow for easy installation of existing cable bundles



All dimensions in inches unless otherwise noted [bracketed dimensions are in millimeters]

