





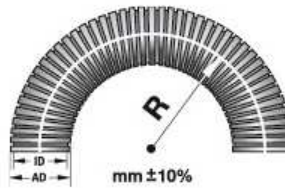


## Technical Data Sheet







 <p><b>IP 68</b></p>	<p><b>Flexible conduit</b></p>		Nr.: 0232. ...
	<p><b>ROHRflex® PA 6-S</b></p>		<p>Revision C4 Nov 2013</p>

### Dimensions

 Fine profile



**Smallest bending radius**  
 stat. > static (fixed)  
 dyn. > dynamic

Part No.	Part No.	AD OD	 mm	 stat	 dyn	 kg/m	 m
<b>Color:</b> Grey	<b>Color:</b> Black	∅					
	fine profile						
0232.201.006	0233.209.006	10,0	6,5 x 10,0	13	35	0,020	50
0232.201.010	0233.209.010	13,0	10,0 x 13,0	20	45	0,024	50
0232.201.012	0233.209.012	15,8	12,0 x 15,8	35	55	0,034	50
0232.201.014	0233.209.014	18,5	14,3 x 18,5	40	65	0,050	50
0232.201.016	0233.209.016	21,2	16,5 x 21,2	45	75	0,056	50
0232.201.023	0233.209.023	28,5	23,0 x 28,5	55	100	0,090	50
0232.201.029	0233.209.029	34,5	29,0 x 34,5	65	120	0,120	25
0232.201.036	0233.209.036	42,5	36,0 x 42,5	90	150	0,165	25
0232.201.048	0233.209.048	54,5	48,0 x 54,5	100	190	0,225	25

Recommendations for any areas of applications, products, or product combinations are issued to the best of FLEXA's knowledge and experience. The user is requested to check applicability of FLEXA products to specific applications and purposes prior to the use of the particular products. All documentation, illustrations, and charts published are subject to copyright and must not be copied, changed, used, or modified. Technical drawings, certificates, authorizations, and results by the FLEXA lab will be provided upon request. FLEXA will not be held liable for typographical or other errors and incorrect drawings. Technical modifications are subject to change without prior notice.