







RANGE AND DRYER POWER RECEPTACLES AND PLUGS

Range and Dryer Power Receptacles

	 30A 125/250V NEMA 14-30R UL/CSA Flush Mount for	 50A 125/250V NEMA 14-50R UL/CSA Flush Mount for	 30A 125/250V NEMA 14-30R UL/CSA Flush Mount	 50A 125/250V NEMA 14-50R UL/CSA Flush Mount	 30A 125/250V NEMA 10-30R UL/CSA Flush Mount	 50A 125/250V NEMA 10-50R UL/CSA Flush Mount
Description	4 ¹¹ / ₁₆ " Sq. Box	4 ¹¹ / ₁₆ " Sq. Box	for 1 or 2-gang box	for 1 or 2-gang box	for 1 or 2-gang box	for 1 or 2-gang box
Rating	30A 125/250V 3 Pole, 4 Wire, with Ground, Integrated Wallplate Cover	50A 125/250V 3 Pole, 4 Wire, with Ground, Integrated Wallplate Cover	30A 125/250V 3 Pole, 4 Wire with Ground	50A 125/250V 3 Pole, 4 Wire with Ground	30A 125/250V 3 Pole, 3 Wire without Ground	50A 125/250V 3 Pole, 3 Wire without Ground
Black	RR430WIPCN	RR450WIPCN	RR430F	RR450F	RR330F*	RR350F*
White	RR430WIPCN	RR450WIPCN	RR430FW	RR450FW	—	—



RR430WIPCN



RR430FW



RR450







RR430PM

Description	Surface Mount	Surface Mount	Surface Mount	Surface Mount
Rating	30A 125/250V 3 Pole, 4 Wire with Ground	50A 125/250V 3 Pole, 4 Wire with Ground	30A 125/250V 3 Pole, 3 Wire without Ground	50A 125/250V 3 Pole, 3 Wire without Ground
Black	RR430	RR450	RR330*	RR350*

Description	Panel Mount	Panel Mount
Rating	30A 125/250V 3 Pole, 4 Wire with Ground	50A 125/250V 3 Pole, 4 Wire with Ground
Black	RR430PM	RR450PM
White	—	—

Note: * For replacement use only.

Range and Dryer Power Angled Plugs

	 30A 125/250V NEMA 14-30R UL/CSA With Interchangeable Blades for 30 or 50 Amp	 50A 125/250V NEMA 14-50R UL/CSA With Interchangeable Blades for 30 or 50 Amp	 30A 125/250V NEMA 10-30R UL/CSA With Interchangeable Blades for 30 or 50 Amp	 50A 125/250V NEMA 10-50R UL/CSA With Interchangeable Blades for 30 or 50 Amp
Description	30/50A 125/250V 3 Pole, 4 Wire with Ground	30/50A 125/250V 3 Pole, 4 Wire with Ground	30/50A 125/250V 3 Pole, 4 Wire without Ground	30/50A 125/250V 3 Pole, 4 Wire without Ground
Rating	30/50A 125/250V 3 Pole, 4 Wire with Ground	30/50A 125/250V 3 Pole, 4 Wire with Ground	30/50A 125/250V 3 Pole, 4 Wire without Ground	30/50A 125/250V 3 Pole, 4 Wire without Ground
Black	RR435P	RR435P	RR335P	RR335P



RR435P

Wallplates, Surface Mount, 2.15" Diameter Single Hole

	1-gang Standard	1-gang Mid size	2-gang Standard	2-gang Mid size
Ivory	NP724I	NPJ724I	NP703I	NPJ703I
White	NP724W	NPJ724W	NP703W	NPJ703W
Chrome	SCH723	—	—	—
Stainless Steel	SS723	—	SS703	—



NP724W



NP703W