



36-503

Type SHD-GC Mold-cured CPE Jacket • 2000 Volts

Conductors

Flexible tinned copper

Ground Check Conductor²

Flexible tinned copper with yellow polypropylene insulation

Ground Wires

Flexible tinned copper

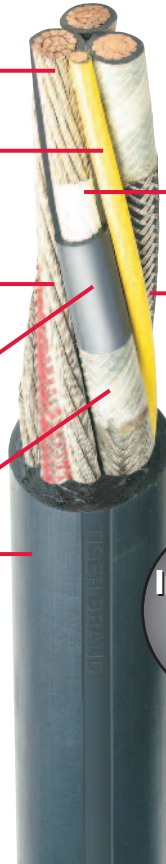
Insulation

90°C ethylene-propylene rubber (EPR)

Separator Tape

Jacket¹

Reinforced mold-cured thermosetting Chlorinated Polyethylene (CPE) Jacket. Cable identification via permanent marking.

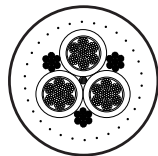


Tape

Non-conducting

Insulation Shielding

Tinned copper and color coded nylon braid



Round-shaped cross-section

See Page 34 for jacket color options.

Also available with **Extra-Tough** Thermoplastic Polyurethane (TPU) jacket for extremely abrasive environments! See page 4.


See Page 32-33 for Tiger Stripe options

Application

Heavy duty portable power cable for use in circuits not exceeding 2,000 volts. Designed for applications such as drills, conveyors, pumps and mobile equipment where grounding conductors, a ground check conductor and metallic shielding are required. Recommended maximum continuous conductor temperature is 90°C. Suitable for shallow water submersion.

Cable carries “P-184-MSHA” marking indicating acceptance as flame resistant by the Pennsylvania Department of Environmental Protection and the Mine Safety and Health Administration.

Tiger® Brand Mining Cable meets or exceeds ICEA Standards S-75-381/NEMA WC-58, ASTM B-172 and B-33.



See Pages 26-27 for Drilling Mast Cables

Photo courtesy CAT

Ratings & Approvals



- Mine Safety & Health Administration 184-MSHA.
- Pennsylvania Department of Environmental Protection P-184.
- Insulated Cable Engineers Association S-75-381/NEMA WC-58. Design standard for mining cables.
- Canadian Standards Association C22.2 No. 96 File 82346, FT1, FT5, -50°C
CSA Phase Color ID available on Type SHD-GC, SHD-BGC up to 25kV
SHD-GC meets FT4 requirements

Tiger® Brand is a registered trademark of AmerCable Incorporated, a Nexans Company.

36-503 • Type SHD-GC 3/C • CPE Jacket • 2000 Volts

36-503-	Power Conductors			Grounding Conductors		Jacket Thickness mils	Nominal Outside Dimensions in.	Approx. Weight lbs. per 1,000 ft.	Ampacity* 40°C Ambient Temp
	Size AWG	No. of Wires per Conductor	Insulation Thickness mils	Size AWG	No. of Wires per Conductor				
006	6	133	70	10	49	155	1.29	1160	93
004	4	259	70	8	133	155	1.40	1490	122
002	2	259	70	6	133	170	1.59	2000	159
001	1	259	80	5	133	190	1.76	2450	184
010	1/0	266	80	4	259	190	1.86	2840	211
020	2/0	323	80	3	259	205	2.00	3400	243
030	3/0	418	80	2	259	205	2.13	3680	279
040	4/0	532	80	1	259	220	2.31	4860	321
250	250	627	95	1/0	266	220	2.51	5950	355
350	350	888	95	2/0	323	235	2.81	7400	435
500	500	1221	95	4/0	532	265	3.19	10100	536

Primary Usage Recommendation



1 Jacket – CPE jacket. Black CPE is standard.
Colored CPE available upon request.
See page 34 for color options.

2 Ground Check Conductor – 10 AWG (minimum 49 strand 7x7) ground check conductor on 8 AWG through 2 AWG cable.

8 AWG (minimum 133 strand 7x19) ground check conductor on 1 AWG through 4/0 AWG cable.

6 AWG (minimum 133 strand 7x19) ground check conductor on 250 kcmil and larger cable.

* **Ampacity** – Based on continuous duty at 90°C conductor temperature.

Tolerances – ± 5% of nominal outside diameter

AWG/Metric Cross Reference

AWG/kcmil Size	Area of AWG/kcmil in mm ²	Nearest Standard Metric Cond. mm ²
22	0.35	0.50
20	0.52	0.50
18	0.82	1.00
16	1.31	1.50
14	2.08	2.50
12	3.31	4
10	5.26	6
8	8.37	10
6	13.30	16
4	21.15	25
2	33.62	35
1	42.41	50
1/0	53.49	50
2/0	67.43	70
3/0	85.01	95
4/0	107.2	120
250	126.7	120
300	152.0	150
350	177.3	185
400	202.7	240
500	253.4	240
600	304.0	300
750	380.0	400
800	405.4	400
1000	506.7	500



Photo courtesy P&H

