




# NU-FLEX HTS

Electrical Equipment

NU-FLEX HTS is a tightly woven, flexible, continuous filament electrical grade 100% fiberglass braid that is heat treated to remove all organic matter and then saturated with an acrylic binder. This binds the fibers to provide excellent fray resistance in cutting and reduces possible skin irritation in handling. The acrylic binder can be dyed almost any color for color-coding purposes, but will degrade or bake out at operating temperatures above 200°C.

NU-FLEX HTS provides thermal and space factor insulation at temperatures from -59°C up to 650°C and has a continuous operating temperature of 450°C. Fiberglass yarns conform to MIL-Y-1140H.



All our sites are ISO TS16949  
and ISO 14001 certified

## Applications

NU-FLEX HTS is available in both a standard wall construction HTS-520 (Jenisco AW751, Markel Hygrade Thermoflex 500) and a .032" heavy wall construction HTS-532 (Jenisco AW752, Markel Hygrade Thermoflex 500HW).

NU-FLEX HTS is used in high temperature, low voltage applications and wherever repeated flexing or temperature extremes prohibit the use of other materials.

Its expandability and flexibility enables it to slip over irregular shapes and electrical connections to provide effective thermal, mechanical and electrical protection.

Typical applications include: insulation of leads in carbon brushes, toasters, irons, coffee makers and other small heating appliances; thermal sensor leads; thermal and mechanical protection of automotive wire harnesses and insulated wires in domestic appliances and track, stage, and other lighting fixtures; outer coverings for hydraulic lines; double insulation for high reliability circuitry.

NU-FLEX HTS is heat resistant, non-flammable and VW-1 flame retardant as recognized by UL in File #E80713. NU-FLEX HTS exhibits high tensile strength and high resistance to moisture, fungus and chemical attack.

## HEAT TREATED SATURATED FIBERGLASS SLEEVING

- Class 240 Insulation
- UL VW-1 recognized insulation – UL File #E80713.
- **Applicable Specifications:**
  - ASTM D 350 / 372.
  - MIL-Y-1140H
  - NEMA TF-2
  - Ford ESE-M12G17-B
- Available sizes: AWG #24 – 1 1/2"
- Packaging: standard spools, bulk spools, cut to length.
- Standard colors: natural (tan) & black. Other colors available are subject to factory quotation upon request.

Operating Range:	-59° C to 648° C
Dielectric Breakdown:	Grade C-3 insulation. No dielectric value guaranteed. Determined by space factor.
Heat Age:	N/A
Dielectric constant:	N/A
Volume resistivity:	10 <sup>14</sup> ohm-cm @ 72°F and 500 Volts DC
Dissipation factor:	N/A
Cut through resistance:	Excellent
Oil resistance:	No swelling or disintegration
Fungus resistance:	Inert, requires no fungicide additives.
Rate of Burning:	Meets UL VW-1 flammability rating

Dimensions

NEMA Size	Nominal Diameter (inches)	Nominal Diameter (mm)	Delfingen Std. Wall Part No.	Minimum Diameter (inches)	Maximum Diameter (inches)
24	0.024	0.61	AW7510024X	0.020	0.027
22	0.029	0.74	AW7510022X	0.025	0.032
20	0.036	0.91	AW7510020X	0.032	0.039
19	0.038	0.96	AW7510019X	0.036	0.044
18	0.044	1.12	AW7510018X	0.040	0.049
17	0.049	1.24	AW7510017X	0.045	0.054
16	0.056	1.42	AW7510016X	0.051	0.061
15	0.062	1.57	AW7510015X	0.057	0.067
14	0.069	1.75	AW7510014X	0.064	0.074
13	0.077	1.96	AW7510013X	0.072	0.082
12	0.086	2.18	AW7510012X	0.081	0.091
11	0.096	2.44	AW7510011X	0.091	0.101
10	0.107	2.72	AW7510010X	0.102	0.112
9	0.119	3.02	AW7510009X	0.114	0.124
8	0.135	3.43	AW7510008X	0.129	0.141
7	0.148	3.76	AW7510007X	0.144	0.158
6	0.166	4.22	AW7510006X	0.162	0.178
5	0.186	4.72	AW7510005X	0.182	0.198
4	0.208	5.28	AW7510004X	0.204	0.224
3	0.234	5.94	AW7510003X	0.229	0.249
2	0.263	6.68	AW7510002X	0.258	0.278
1	0.294	7.47	AW7510001X	0.289	0.311
5/16"	0.313	7.95	AW7510312X	0.313	0.334
0	0.330	8.38	AW7510000X	0.325	0.347
3/8"	0.387	9.83	AW7510375X	0.375	0.399
7/16"	0.450	11.43	AW7510437X	0.438	0.462
1/2"	0.512	13.00	AW7510500X	0.500	0.524
5/8"	0.640	16.26	AW7510625X	0.625	0.655
3/4"	0.768	19.51	AW7510750X	0.750	0.786
7/8"	0.893	22.68	AW7510875X	0.875	0.911
1"	1.018	25.86	AW7511000X	1.000	1.036
1 1/8"	1.144	29.06	AW7511125X	1.125	1.161

**Notes:** 1) For heavy wall, substitute AW752 for AW751 portion of the part number. AW752 available in sizes #16 – 3/8".

2) X in the part number listings designates color. B=Black, G=Green, N=Natural(Tan), R=Red, W=White, Y=Yellow.

Data for information only, subject to modifications without notice

Headquarters:  
Delfingen Industry S.A.  
Zone Industrielle  
25340 Anteuil  
FRANCE  
Phone: +33 (0)3 81 90 73 00  
Fax: +33 (0)3 81 90 73 19

Production:  
DELFINGEN US - New York  
2221 NIAGARA FALLS BLVD  
NY 14304 NIAGARA FALLS  
USA  
Phone: +1 716 215 03 00  
Fax: +1 716 215 03 04

E-mail : [delfingen@delfingen.com](mailto:delfingen@delfingen.com)

<http://www.delfingen.com>