

Super Vu-Tron® Multi-Conductor Type S00W

90°C, 600 Volt, UL/CSA Portable Cord

Product Construction:

Conductors:

- 18 and 16 AWG fully annealed stranded bare copper

Insulation:

- Premium-grade, color-coded 90°C EPDM
- Color code: See chart below

Jacket:

- Super Vu-Tron® 90°C, black
- Temperature range: -40°C to +90°C

Jacket Marking:

- CAROL SUPER VU-TRON® (SIZE) (mm²) 90°C (UL) WATER RESISTANT S00W CSA (-40°C) FT2 P-7K-123033 MSHA 600 VOLT ROHS MADE IN USA

Applications:

- Control circuits
- Tools
- Heavy industrial, processing and construction equipment

Features:

- Extra-flexible stranding
- Abrasion-resistant
- Resists oils and solvents
- Flame-resistant
- Ozone-resistant
- 90°C rated conductors and jacket
- Water-resistant*
- UL Listed and CSA Certified for indoor and outdoor use
- Ozone-, sunlight (UV)- and weather-resistant


Industry Approvals:

- UL Flexible Cord - UL 62
- CSA Flexible Cord - C22.2-49
- MSHA Approved
- RoHS Compliant

Packaging:

- 5- through 8-conductor available on 250' (76.2 m), 500' (152.4 m), and 1000' (304.8 m) reels
- 9+ cond. available on long-length reels
- Other put-ups available on special order

* Suitable for immersion in water if properly sealed and terminated.



TYPE S00W – 600 VOLT – UL/CSA

CATALOG NUMBER	NO. OF COND.	AWG SIZE	COND. STRAND	NOMINAL INS. THICKNESS		NOMINAL O.D.		CURRENT AMPS†	APPROX. NET WT. LBS/M ^(S)
				INCHES	mm	INCHES	mm		
09805	5	18	16/30	0.030	0.76	0.465	11.81	5.6	131
09806	6	18	16/30	0.030	0.76	0.495	12.57	5.6	142
09807	7	18	16/30	0.030	0.76	0.520	13.21	5.6	161
09808	8	18	16/30	0.030	0.76	0.530	13.46	4.9	173
09810	10	18	16/30	0.030	0.76	0.595	15.11	4.9	221
09812	12	18	16/30	0.030	0.76	0.600	15.24	3.5	235
09814	14	18	16/30	0.030	0.76	0.630	16.00	3.5	262
09816	16	18	16/30	0.030	0.76	0.700	17.78	3.5	306
09818*	18	18	16/30	0.030	0.76	0.760	19.30	3.5	341
09820	20	18	16/30	0.030	0.76	0.795	20.19	3.5	377
09822*	22	18	16/30	0.030	0.76	0.805	20.45	3.1	400
09824	24	18	16/30	0.030	0.76	0.850	21.59	3.1	453
09827*	27	18	16/30	0.030	0.76	0.865	21.97	3.1	475
09830*	30	18	16/30	0.030	0.76	0.915	23.24	3.1	524
09605	5	16	26/30	0.030	0.76	0.495	12.57	8.0	152
09606	6	16	26/30	0.030	0.76	0.520	13.21	8.0	184
09607	7	16	26/30	0.030	0.76	0.540	13.72	8.0	210
09608	8	16	26/30	0.030	0.76	0.575	14.61	7.0	228
09609	9	16	26/30	0.030	0.76	0.600	15.24	7.0	255
09610	10	16	26/30	0.030	0.76	0.620	15.75	5.0	260
09612	12	16	26/30	0.030	0.76	0.660	16.76	5.0	319
09614	14	16	26/30	0.030	0.76	0.730	18.54	5.0	343
09616	16	16	26/30	0.030	0.76	0.740	18.80	5.0	367
09618*	18	16	26/30	0.030	0.76	0.770	19.56	5.0	405
09620	20	16	26/30	0.030	0.76	0.810	20.57	5.0	444
09622*	22	16	26/30	0.030	0.76	0.900	22.86	4.5	510
09624	24	16	26/30	0.030	0.76	0.925	23.50	4.5	547
09626*	26	16	26/30	0.030	0.76	0.965	24.51	4.5	611
09630	30	16	26/30	0.030	0.76	1.010	25.65	4.5	685

† Values shown are for current-carrying conductors. A grounding conductor, or one which carries only the unbalance current from other conductors, is NOT counted in determining current carrying capacity. Ampacities based on NEC Table 400.5(A)(1).


* Non-stock item; minimum quantity purchase required.

^(S)Actual shipping weight may vary.

COLOR CODE CHART

NO. OF COND.	COLOR	TRACER	NO. OF COND.	COLOR	TRACER	NO. OF COND.	COLOR	TRACER
1	Black	—	8	Red	Black	15	Blue	White
2	White	—	9	Green	Black	16	Black	Red
3	Red	—	10	Orange	Black	17	White	Red
4	Green	—	11	Blue	Black	18	Orange	Red
5	Orange	—	12	Black	White	19	Blue	Red
6	Blue	—	13	Red	White	20	Red	Green
7	White	Black	14	Green	White	21	Orange	Green

Note: Colors repeat after 21 conductors.



Super Vu-Tron® Multi-Conductor Type SOOW

90°C, 600 Volt, UL/CSA Portable Cord

Product Construction:

Conductors:

- 14 through 10 AWG fully annealed stranded bare copper

Insulation:

- Premium-grade, color-coded 90°C EPDM
- Color code: See chart below

Jacket:

- Super Vu-Tron® 90°C, black
- Temperature range: -40°C to +90°C

Jacket Marking:

- CAROL SUPER VU-TRON® (SIZE) (mm²) 90°C (UL) WATER RESISTANT SOOW CSA (-40°C) FT2 P-7K-123033 MSHA 600 VOLT ROHS MADE IN USA

Applications:

- Control circuits
- Tools
- Heavy industrial, processing and construction equipment

Features:

- Extra-flexible stranding
- Abrasion-resistant
- Resists oils and solvents
- Flame-resistant
- Ozone-resistant
- 90°C rated conductors and jacket
- Water-resistant*
- UL Listed and CSA Certified for indoor and outdoor use
- Ozone-, sunlight (UV)- and weather-resistant

Industry Approvals:

- UL Flexible Cord - UL 62
- CSA Flexible Cord - C22.2-49
- MSHA Approved
- RoHS Compliant

Packaging:


- 5- through 8-conductor available on 250' (76.2 m), 500' (152.4 m), and 1000' (304.8 m) reels
- 9+ cond. available on long-length reels
- Other put-ups available on special order

* Suitable for immersion in water if properly sealed and terminated.

COLOR CODE CHART

NO. OF COND.	COLOR	TRACER	NO. OF COND.	COLOR	TRACER
1	Black	—	12	Black	White
2	White	—	13	Red	White
3	Red	—	14	Green	White
4	Green	—	15	Blue	White
5	Orange	—	16	Black	Red
6	Blue	—	17	White	Red
7	White	Black	18	Orange	Red
8	Red	Black	19	Blue	Red
9	Green	Black	20	Red	Green
10	Orange	Black	21	Orange	Green
11	Blue	Black			

Note: Colors repeat after 21 conductors. Refer to page 21 for color diagram.



TYPE SOOW – 600 VOLT – UL/CSA

CATALOG NUMBER	NO. OF COND.	AWG SIZE	COND. STRAND	NOMINAL INS. THICKNESS		NOMINAL O.D.		CURRENT AMPS†	APPROX. NET WT. LBS/M ^(S)
				INCHES	mm	INCHES	mm		
09405	5	14	41/30	0.045	1.14	0.645	16.26	12.0	266
09406	6	14	41/30	0.045	1.14	0.710	18.03	12.0	313
09407	7	14	41/30	0.045	1.14	0.755	19.18	12.0	326
09408	8	14	41/30	0.045	1.14	0.810	20.57	10.5	366
09409*	9	14	41/30	0.045	1.14	0.860	21.84	10.5	419
09410	10	14	41/30	0.045	1.14	0.875	22.23	10.5	436
09412	12	14	41/30	0.045	1.14	0.900	22.86	7.5	516
09414	14	14	41/30	0.045	1.14	1.000	25.40	7.5	597
09416	16	14	41/30	0.045	1.14	1.030	26.16	7.5	658
09418*	18	14	41/30	0.045	1.14	1.100	27.94	7.5	720
09420	20	14	41/30	0.045	1.14	1.155	29.34	7.5	799
09424	24	14	41/30	0.045	1.14	1.260	32.00	6.7	998
09428*	28	14	41/30	0.045	1.14	1.330	33.78	6.7	1080
09430*	30	14	41/30	0.045	1.14	1.335	33.97	6.0	1146
09205	5	12	65/30	0.045	1.14	0.715	18.16	16.0	326
09206	6	12	65/30	0.045	1.14	0.740	18.80	16.0	362
09207	7	12	65/30	0.045	1.14	0.790	20.07	16.0	415
09208	8	12	65/30	0.045	1.14	0.825	20.96	14.0	464
09209	9	12	65/30	0.045	1.14	0.900	22.86	14.0	510
09210	10	12	65/30	0.045	1.14	0.950	24.13	14.0	602
09212	12	12	65/30	0.045	1.14	1.010	25.65	10.0	662
09214	14	12	65/30	0.045	1.14	1.020	25.91	10.0	724
09216	16	12	65/30	0.045	1.14	1.135	28.83	10.0	869
09218*	18	12	65/30	0.045	1.14	1.175	29.85	10.0	912
09220	20	12	65/30	0.045	1.14	1.175	29.84	10.0	977
09224	24	12	65/30	0.045	1.14	1.360	34.54	9.0	1236
09226	26	12	65/30	0.045	1.14	1.380	35.05	9.0	1309
09227*	27	12	65/30	0.045	1.14	1.390	35.30	9.0	1335
09228*	28	12	65/30	0.045	1.14	1.455	36.95	9.0	1375
09230	30	12	65/30	0.045	1.14	1.455	36.96	9.0	1512
09005	5	10	104/30	0.045	1.14	0.770	19.56	20.0	423
09006	6	10	104/30	0.045	1.14	0.875	22.23	20.0	508
09007	7	10	104/30	0.045	1.14	0.900	22.86	20.0	549
09008*	8	10	104/30	0.045	1.14	0.935	23.75	17.5	625
09010	10	10	104/30	0.045	1.14	1.020	25.91	17.5	755
09012	12	10	104/30	0.045	1.14	1.070	27.18	12.5	867
09016*	16	10	104/30	0.045	1.14	1.230	31.24	12.5	1142
09020*	20	10	104/30	0.045	1.14	1.325	33.66	12.5	1445

† Values shown are for current-carrying conductors. A grounding conductor, or one which carries only the unbalance current from other conductors, is NOT counted in determining current carrying capacity. Ampacities based on NEC Table 400.5(A)(1).

* Non-stock item; minimum quantity purchase required.
 (S) Actual shipping weight may vary.

