

# PRODUCT SPECIFICATION

CS# 2015105




**PRODUCT:**

 Flexible Cord, Shielded SOOW  
 600 Volts, 90°C Dry 60°C Wet


\*Picture For Reference Only

**SPECIFICATIONS:**

 UL Listed Type SOOW per UL 62  
 CSA Listed Type SOOW per C22.2 No. 49  
 ASTM B-33, B-174  
 MSHA P-136-29

# OF CDRS	COLOR SEQUENCE
2	BLK/WHT 
3	BLK/WHT/GRN 
4	BLK/WHT/RED/GRN 

**CONSTRUCTION DATA:**

STOCK NO.	SIZE (AWG)	# OF COND.	STRANDS	INSULATION THICKNESS (MILS)	JACKET THICKNESS (MILS)	NOM. OD (MILS)	NOM. WT. (LBS/MFT)
570040XX	18	2	16	30	60	380	89
570046XX	18	3	16	30	60	427	115
570047XX	18	4	16	30	60	398	108
571439XX	16	2	26	30	60	398	97
571690XX	16	3	26	30	60	417	124
None	14	2	41	45	80	538	117
571277XX	14	3	41	45	80	566	212
571400XX	12	3	65	45	95	630	270
585957XX	10	3	104	45	95	685	320

- All values should be considered nominal and subject to normal manufacturing tolerances

**A. CONDUCTOR:**

Flexible Class K, Bunch stranded, Tinned Copper Conforming to ASTM B-33 &amp; B-174

**B. PRIMARY INSULATION:**

Colored, Oil Resistant Ethylene Propylene Rubber (EPR/EPDM)

**C. CABLE ASSEMBLY:**

The insulated conductors are cabled together with fillers to form a round cabled assembly

**D. SHIELD:**

Tinned Copper Braided shield with 85% coverage applied over cabled assembly

**E. SEPARATOR**

A tissue paper separator is applied helically around cabled assembly to facilitate jacket removal

**F. OVERALL JACKET:**

Black, Oil &amp; Weather Chlorinated Polyethylene (CPE) Jacket

**G. SAMPLE PRINT LEGEND:**

 14 AWG (2.08mm<sup>2</sup>) 3/C SHIELDED SOOW 90(D)C 600V (UL) E46194 --- LL90458 CSA FT1 P-136-29 MSHA --- RoHS

REVISION TABLE:	INITIALS	DATE	REV#	COMMENTS/NOTES
Written By:	RBH	07/24/15	Rev. 0	Initial Specification Issue
Revised By:	RBH	09/24/15	Rev. 1	Added 14/2
Revised By:	RBH	09/30/15	Rev. 2	Added 18 AWG
Revised By:	RBH	03/08/16	Rev. 3	Added 16AWG & more 18AWG
Revised By:	RBH	08/17/16	Rev. 4	Added 12/3 & Color Sequence Table