

Red Alert® Plenum Type MC-FPLP

Fire Alarm and Control

Red Lightweight Aluminum Interlocked Armor. 600 Volt Type MC and 300 Volt Type FPLP.

Plenum Rated. Solid Copper Conductors.

Sizes 14 & 12 AWG Type THHN/THWN VW-1 Singles.
 Sizes 18 & 16 AWG Type TFN VW-1 Singles.
 Green Insulated or Tinned Copper Grounding Conductor.

6/C and 8/C constructions are NOT Plenum Rated.



APPLICATIONS

Red Alert® Plenum Type MC - FPLP Cable is suitable for use as follows:

- Wiring in Plenums, Ducts or Other Spaces Used for Environmental Air-Handling Purposes per NEC 300.22(B), 300.22(C) & 760.71(D).
- Power-Limited and Non-Power Limited fire alarm circuits, including smoke detectors, bells, horns, fire alarm control panel equipment, and initiation and signaling devices.
- Class 1, Class 2, and Class 3 remote control, signaling, and power-limited circuits.
- Power, lighting, control, and signal circuits.
- Fished or embedded in plaster.
- Concealed or exposed installations.
- Places of Assembly per NEC 518.4 and Theaters per NEC 520.5.
- As aerial cable on a messenger.
- Installation in cable tray and approved raceways.
- Under raised floors for information technology equipment conductors and cables per NEC 645.5(D) & 645.5(D)(2).

STANDARDS & REFERENCES

Red Alert® Plenum Type MC - FPLP Cable meets or exceeds the following requirements

- UL 83
- UL 1063
- UI 1569
- UL 1424
- NFPA 262-2002 Standard Method of Test For Flame and Smoke of Wire and Cables for Use in Air-Handling Spaces
- Federal Specification A-A59544 (formerly J-C-30B)
- IEEE 1202 (70,000 Btu/hr) Vertical Cable Tray Flame Test
- 2011 National Electrical Code
- Approved for the State of Rhode Island Fire Systems
- Listed for use in UL 1, 2, and 3 Hour Through-Penetration Firestop Systems
- NFPA 70 (NEC)

CONSTRUCTION

Red Alert® Plenum Type MC - FPLP Cable is constructed with soft-drawn copper conductors and insulated with flame-retardant and heat-resistant PVC with an outer oil- and gasoline-resistant nylon jacket. Type THHN/THWN conductors are provided for sizes 14 AWG and 12 AWG cables; Type TFN conductors are provided for sizes 18 AWG and 16 AWG cables. The circuit conductors and a green insulated grounding conductor are cabled together and a polyester or polypropylene tape is wrapped around the assembly. Upon request, an optional Film/Foil Aluminum Laminate Shielding Tape with a tinned copper drain wire/grounding conductor is wrapped over the conductor assembly. Aluminum interlocking armor Red in color is applied over the assembly. Multiple twisted (cabled) conductor pairs/groups with optional shield(s) are available. The cable is dual rated as 90°C dry, 600 Volt Type MC and 105°C dry, 300 Volt Type FPLP cable.

Cable Conductor Type	Trade Size Size / # of Cond.	Grounding Conductor	Approx. Overall Diameter (Inches)	Weight (lbs./1000ft.)	Standard Package	
					Coil (feet)	Reel (feet)
Solid - TFN	18 AWG / 2	18 AWG Green	0.470	57	250	1000
	18 AWG / 4		0.470	76	250	1000
	18 AWG / 6 †		0.470	98	250	1000
	18 AWG / 8 †		0.495	112	250	1000
	16 AWG / 2	16 AWG Green	0.470	69	250	1000
	16 AWG / 4		0.470	95	250	1000
	16 AWG / 6 †		0.495	124	250	1000
	16 AWG / 8 †		0.510	144	250	1000
Solid - THHN/THWN	14 AWG / 2	14 AWG Green	0.550	88	250	1000
	14 AWG / 4		0.510	128	250	1000
	14 AWG / 6 †		0.520	168	250	1000
	14 AWG / 8 †		0.555	208	250	1000
	12 AWG / 2	12 AWG Green	0.495	118	250	1000
	12 AWG / 4		0.565	175	250	1000
Twisted Shielded Pair(s) Solid TFN	18 AWG / 2*	18 Tinned Cu.	0.470	88	250	1000
	16 AWG / 2*	16 Tinned Cu.	0.470	81	250	1000
	14 AWG / 2*	14 Tinned Cu.	0.550	89	250	1000
	12 AWG / 2*	12 Tinned Cu.	0.495	119	250	1000
	(2) 18 AWG / 2**	18 Tinned Cu.	0.470	80	250	1000
	(2) 16 AWG / 2**	16 Tinned Cu.	0.470	101	250	1000
	(2) 14 AWG / 2**	14 Tinned Cu.	0.510	132	250	1000
	(2) 12 AWG / 2**	12 Tinned Cu.	0.565	180	250	1000







*Twisted Shielded Cable construction with an aluminum/polyester foil-film laminate, foil facing in, with a tinned copper drain wire.
 **Dual Twisted Shielded Pair Cable construction each with an aluminum/polyester foil-film laminate, foil facing in, with a tinned copper drain wire.
 † 8/C and 8/C constructions are NOT Plenum Rated. These cables are dual rated as Type MC/FPL cables.

Special Constructions

Trade Size Size (AWG)# of Cond.	Circuit Conductors	Grounding Conductor	Sub-Group Covering	Overall Assembly Covering	Approx. Outside Diameter (inches)	Approximate Weight (lbs/1000 ft)	Standard Package
(1) 14/2 Solid THHN/THWN & (1) 16/2 Solid TFN PN1	Black, White & Black, White	14 AWG Green & 16 AWG Tinned	Mylar & Shielded	Mylar	0.590	131	1000' reel
(1) 14/2 Solid THHN/THWN & (1) 16/2 Solid TFN PN2	Black, White & Black, White	14 AWG Green	None & Mylar	Mylar	0.540	120	1000' reel
(1) 14/2 Solid THHN/THWN & (1) 16/2 Solid TFN PN3	Black, White & Red, Blue	14 AWG Green	None & None	Mylar	0.545	120	1000' reel
(1) 14/2 Solid THHN/THWN & (1) 16/2 Solid TFN PN4	Brown, Orange & Black, White	14 AWG Green	None & None	Mylar	0.545	120	1000' reel
(1) 14/2 Solid THHN/THWN & (1) 16/2 Solid TFN PN5	Brown, Orange & Red, Blue	14 AWG Green & 16 AWG Tinned	Mylar & Shielded	Mylar	0.590	120	1000' reel
(1) 14/2 Solid THHN/THWN & (1) 18/2 Solid TFN PN6	Black, White & Red, Blue	14 AWG Tinned & 18 AWG Tinned	Shielded & Shielded	Mylar	0.468	114	1000' reel

FEATURES


- Red Interlocked Armor for easy identification and systems separation.
- Plenum rating for use in Ducts, Plenum, or for environmental air handling spaces.
- Reduces installation costs up to 50% over pipe and wire.
- Lightweight aluminum armor--as much as 45% lighter than steel MC Cable.
- UL Classified 1, 2, and 3 hour Through Penetration Firestop Systems: W-J-3037, W-L-3110, W-L-3113, W-L-3117, W-L-3120, W-L-3121, W-L-3160, C-AJ-3115, C-AJ-3140, C-AJ-3142, C-AJ-3145, C-AJ-3173, C-AJ-3202, C-AJ-4065, C-AJ-4066, F-C-3038.
- Cable reverse wound on reel for ease of pulling and installation. When pulling from coils, pull from inside to ensure ease of installation.
- Optional film/foil shields available with tinned copper drain wire.
- Optional twisted cable pairs or subgroups with optional shields and conductor colors.
- Anti-short bushings are not required for use with MC cable per the NEC and UL

PHASE CONDUCTOR	COLOR SEQUENCE 120/208Y
2	black, white 
3	black, white, red 
4	black, white, red, blue 
6	black, white, red, blue, brown, yellow 
8	black, white, red, blue, brown, yellow, gray, orange 
Grounding Conductor	Green Insulated or Tinned 

ONLINE CERTIFICATIONS & TOOLS

- UL Online Certification Directory (www.ul.com)
- UL Online Product Guide Info - Metal-Clad Cable (PJAZ) (www.ul.com)





Southwire®

ALFLU