



RDL[®]
Radio Design Labs

SPECIALISTS IN PRACTICAL PRECISION ENGINEERING™

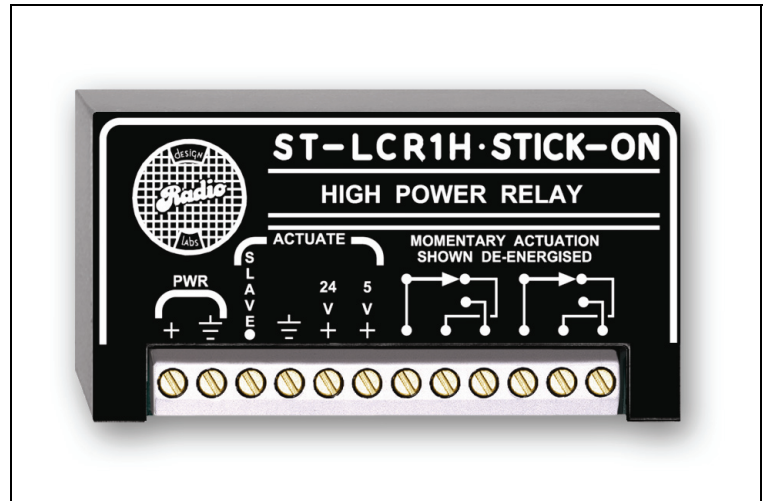
STICK-ON[®] SERIES

Model ST-LCR1H

High Power

Logic Controlled Relay

- Switching of Speaker Lines
- Control from Switch or Logic Circuits
- DPDT Switching Contacts
- Open-Collector Switching
- 8 Amp Relay Contacts



The ST-LCR1H is part of the group of versatile STICK-ON products from Radio Design Labs. The durable adhesives provided with the ST-LCR1H permit permanent or removable mounting. Numerous available mounting accessories, brackets and rack-mount chassis are optionally available. STICK-ONS are designed, built and rated for continuous duty in professional A/V systems.

APPLICATION: The ST-LCR1H provides dry-switching contacts for high power switching, an LED indicator showing relay activation, and input connections. Switching contacts are suited to switching many 8 Ω , 70.7 V or 100 V speaker lines.

The relay closes when an input signal is applied. The relay releases when the input signal is removed. The ST-LCR1H is ideally suited to applications where high power switching contacts need to be added to nearly any type of control signal. The relay may be activated from any of 3 input signals: 5 Vdc, 24 Vdc, or open-collector.

Wherever a heavy duty logic controlled relay is needed, the ST-LCR1H is the ideal choice. Use the ST-LCR1H individually, or combine it with other RDL products as part of a complete audio/video system.

STICK-ON[®] SERIES

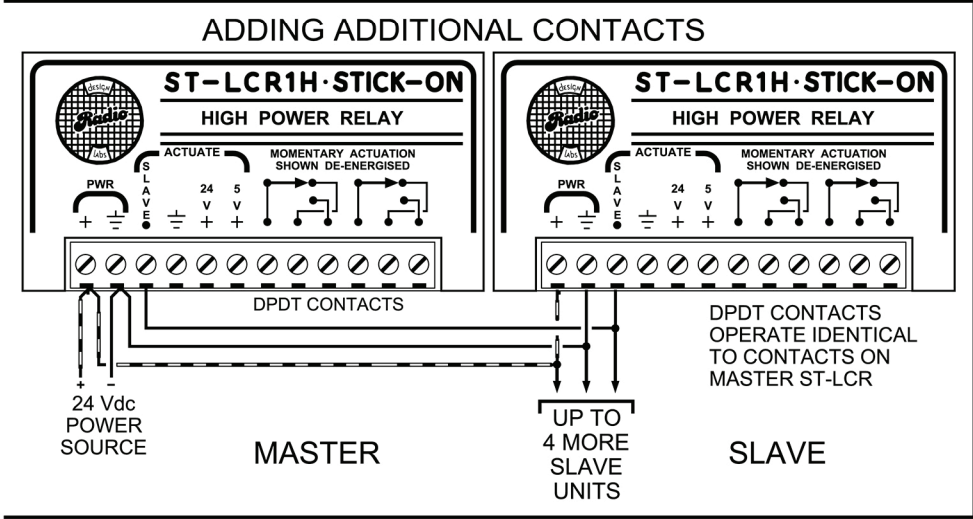
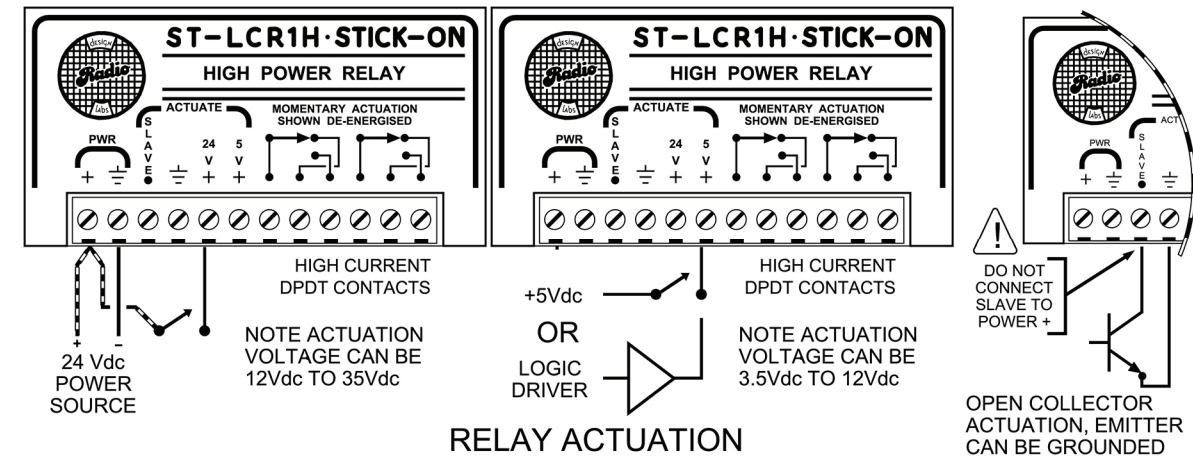
Model ST-LCR1H

High-Power Logic Controlled Relay

Installation/Operation



EN55103-1 E1-E5; EN55103-2 E1-E4
Typical Performance reflects product at publication time exclusive of EMC data, if any, supplied with product. Specifications are subject to change without notice.



High Current DPDT Contacts
Maximum Switching Capacity:

500 W	Speaker Level
8 Amp	250 Vac
8 Amp	30 Vdc

TYPICAL PERFORMANCE

Control Inputs:

SLAVE terminal used as an input from remote push-button or switch turns on relay when that switch is on. Activation is by connecting this input to Ground. Input from other equipment's open-collector output turns relay on when open-collector is on.

Control Output:

Note: RDL switching STICK-ONS have open-collector outputs suitable for driving an ST-LCR1H.
5V+ accepts 3.5 to 12 Vdc to turn on relay. Relay is on only when this control signal is applied.
24V+ accepts 12 to 35 Vdc to turn on relay. Relay is on only when this control signal is applied.
SLAVE terminal open-collector @ 25 mA suitable to drive indicators or slave LCRs

Switching Contacts:

Double-pole, double-throw

Max Current:

8 Amp @ 250 Vac or 30 Vdc

Max Power:

500 W (amplified audio signal)

Ambient Operating Environment:

0° C to 55° C

Power Requirement:

GROUND-REFERENCED, 24 Vdc @ 50 mA