



RDL[®]
Radio Design Labs

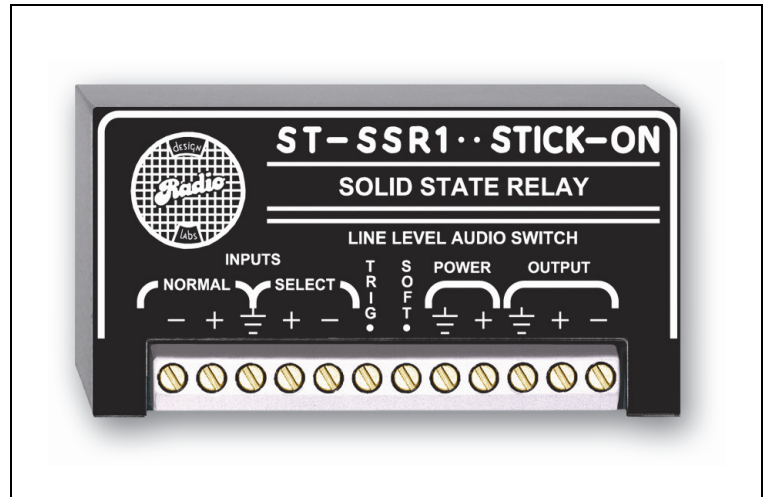
SPECIALISTS IN PRACTICAL PRECISION ENGINEERING™

STICK-ON[®] SERIES

Model ST-SSR1

Solid-State Audio Relay

- Switch Line Level Sources
- Select Between Two Balanced Lines
- Silent Audio Switching (Soft Mode)
- Switching Without Hard Relay Contacts
- Fast Switching for Audio Muting
- Selection by Open-Collector Logic



The ST-SSR1 is part of a group of products in the STICK-ON series from Radio Design Labs. The durable bottom adhesive permits quick, permanent or removable mounting nearly anywhere or it may be used with RDL racking accessories. STICK-ONS are designed, built and rated for continuous duty in professional A/V systems.

APPLICATION: The ST-SSR1 has two line-level audio inputs and a single, line-level audio output. In the absence of a control input, the **NORMAL** audio input feeds the module output. When the **TRIG** control terminal is pulled to ground, the **SELECT** input is switched to the output and the **NORMAL** input is switched off. Releasing the **TRIG** terminal turns the **SELECT** input off and switches the **NORMAL** input to the output. The module contains no mechanical relays or switching devices. The audio inputs are applied to a low-noise preamplifier. The control circuits utilize solid-state switching to feed one of the input signals to the balanced output line driver. The other input is switched off with attenuation greater than 80 dB at all audio frequencies and better than 90 dB at 1 kHz.

The ST-SSR1 has three user-selectable switching rates. The module can be used in muting applications where audio must be switched off extremely fast. The fastest switching mode is selected by connecting a jumper between the **SOFT** terminal and **POWER +** (24 Vdc). This mode could be required to prevent feedback in automatic microphone mixing installations. For muting, the audio source is connected to the **NORMAL** input, and the ST-SSR1 is used to turn this line off. In this mode, the audio off-time switching may be accomplished in less than 200 microseconds. Although necessary in some circumstances, this fast switching transition can sound harsh to the ear and would be undesirable where the module is being used to select inputs to a high power amplifier or in high quality studio applications. The **SOFT** terminal is left disconnected for fast switching times that are less abrupt. In this mode, the **NORMAL** input would mute in approximately 1.5 milliseconds. Installation of a jumper between the **SOFT** terminal and **GROUND** slows the switching transition by implementing soft knee ramping of the audio to the on or off condition. This still sounds instant to the ear, but is slowed sufficiently to remove any unpleasant edge from the switch transition. For most applications, the module is used in the **SOFT** mode.

The control current required at the **TRIG** terminal is so minimal (< 0.25 mA) that the ST-SSR1 can be controlled from nearly any source, from switches to logic circuits. The **TRIG** input feeds a comparator, which switches at a threshold of 2 volts, permitting open-collector switching, or switching directly from circuits operating from a 3.3 or 5 volt supply.

The exceptional low noise and low distortion performance of the ST-SSR1 makes it the ideal choice for noiseless line-level audio switching (soft mode) in both sound systems and recording installations. Use the ST-SSR1 individually, or combine it with other RDL products as part of a complete audio/video system.

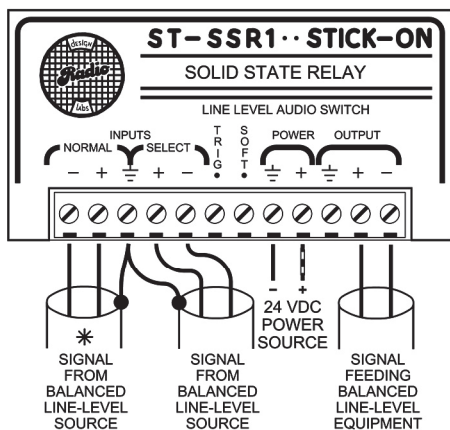
STICK-ON[®] SERIES

Model ST-SSR1 Solid State Relay

Installation/Operation

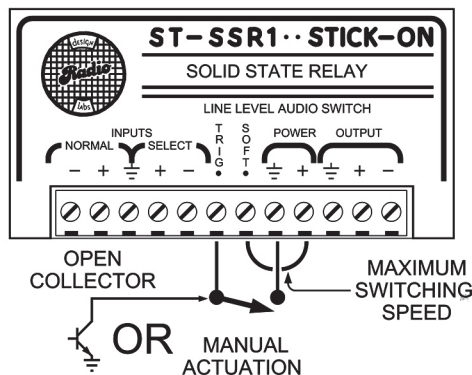
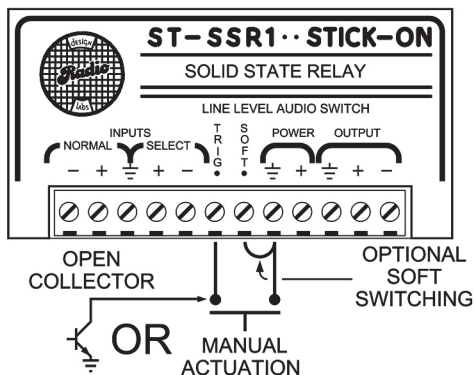
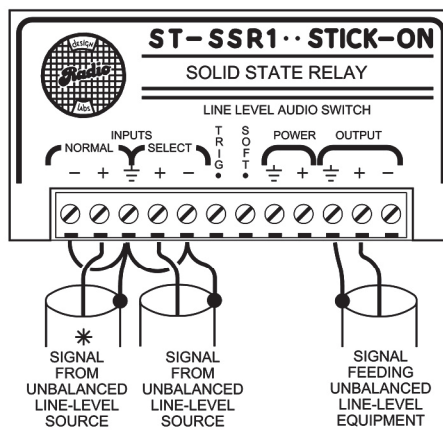


EN55103-1 E1-E5; EN55103-2 E1-E4
Typical Performance reflects product at publication time
exclusive of EMC data, if any, supplied with product.
Specifications are subject to change without notice.



AUDIO WIRING

*
FEEDS OUTPUT WHEN
UNIT IS NOT TRIGGERED



TYPICAL PERFORMANCE

Inputs (2):	20 k Ω balanced, +4 dBu nominal
Audio Output:	+4 dBu nominal, 150 Ω balanced, terminal block
Switching Time:	Fast / Soft
Time required for NORMAL input to turn off:	10 μ s / 5 ms
Time required for NORMAL input to turn on:	15 μ s / 70 ms
Time required for SELECT input to turn off:	15 μ s / 10 ms
Time required for SELECT input to turn on:	20 μ s / 35 ms
Control Signal:	TRIG terminal must be externally pulled to ground
Control Current:	0.5 mA
THD+N:	< 0.05%
Frequency Response:	15 Hz to 20 kHz (\pm 0.5 dB, bridging load) 30 Hz to 20 kHz (\pm 0.5 dB, 600 Ω load)
Noise (below +4 dBu):	< -80 dB (85 dB typical)
Headroom (above +4 dBu):	> 18 dB
CMRR:	> 45 dB (100 Hz, either port)
ON Gain:	Unity (600 Ω balanced input/output)
OFF Attenuation:	> 80 dB (10 Hz to 20 kHz, either input)
Indicators (2):	LED showing active input (left LED=NORMAL; right LED=SELECT)
Ambient Operating Environment:	0° C to 55° C
Power Requirement:	GROUND-REFERENCED, 24 Vdc @ 40 mA

Radio Design Labs Technical Support Centers

U.S.A. (800) 933-1780, (928) 778-3554; Fax: (928) 778-3506

Europe [NH Amsterdam] (+31) 20-6238 983; Fax: (+31) 20-6225-287