

“Stay Connected” with



Solar Power Components

a PennEngineering® Company



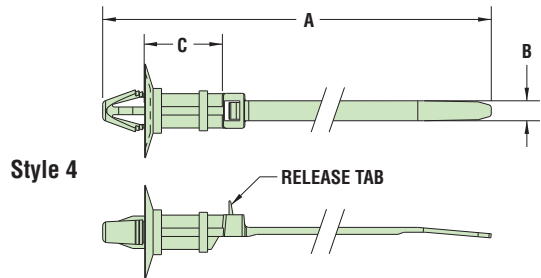
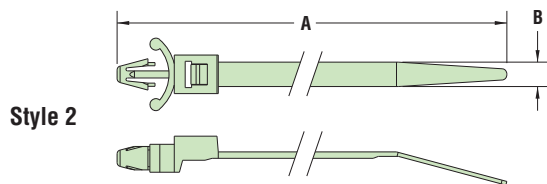
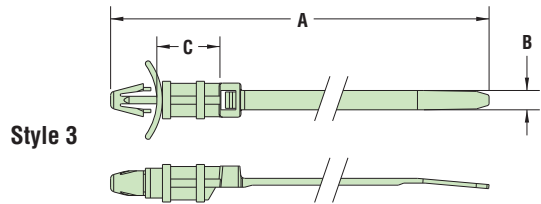
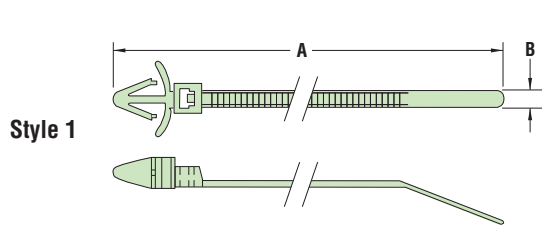
## Heyco® Nytye® Push Mount Nylon Cable Ties

PART SPECIFICATIONS				PART NO.		DESCRIPTION	PART DIMENSIONS										STYLE
Max. Tensile Strength		Max. Bundle Diameter		Natural	UV Black		A Length		B Width		C Spacer Height		Max. Panel Thickness		Mounting Hole Dia.		
Lbs.	N	in.	mm.			in.	mm.	in.	mm.	in.	mm.	in.	mm.	in.	mm.		
<b>Tension Wings</b>																	
40	178	1.42	36,0	-	3907†	PWMS-155-HSB	6.23	158	.14	3,5	-	-	.09	2,3	.187	4,7	1
50	222	1.57	40,0	13254	13254B	PMT-50-070	7.09	180	.19	4,8	-	-	.09	2,4	.187	4,7	2
		1.75	44,5	3904	3905	PMT 150	8.00	203	.19	4,8	-	-	.13	3,2	.250	6,4	1
<b>Tension Wings, Standoff</b>																	
18	80	.75	19,1	13262	13262B	PMST-18-050-156	5.04	128	.10	2,5	.24	6,1	.08	2,0	.156	4,0	3
40	178	1.38	35,0	13267	13267B	PMST-40-066-197	6.69	170	.14	3,6	.51	13,0	.08	2,0	.197	5,0	
		1.25	31,8	13268	13268B	PMST-40-068-187	6.81	173	.14	3,6	.78	19,8	.08	2,0	.187	4,7	
<b>Cupped Base, Standoff, Releasable</b>																	
30	133	1.25	31,8	13273	13273B	PMRS-30-066	6.63	168	.14	3,6	.53	13,5	.023 - .098	0,6 - 2,5	.236 - .255	6,0 - 6,5	4

**NEW!**

Standard color natural and UV Black. Consult Heyco for heat-stabilized material and colors.

† cURus



*Quick Specs*

Material Nylon 6/6  
 Flammability Rating 94V-2  
 Temperature Range -40°F (-40°C) to 185°F (85°C)