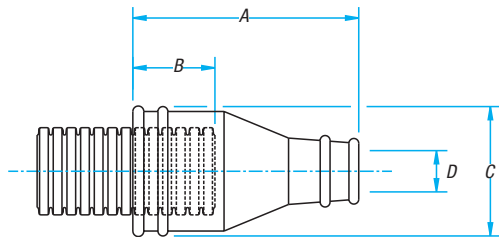


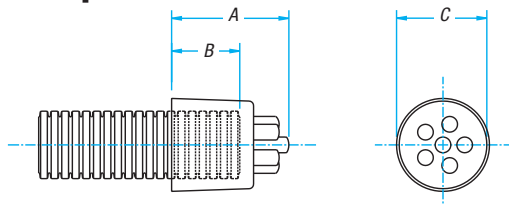
Sealed Fittings

End Sleeves



CAT. NO.	CONDUIT SIZE		OUTLET DIA. RANGE	NOMINAL DIMENSIONS (MM)		
	(NC)	(NW)		A	B	C
ESN12	12	10	4-8	28	17	19
ESN16	16	13	5-9	35	17	23
ESN20	20	17	7-14	42	20	28
ESN25	25	22	9-17	50	21	31
ESN28	28	23	14-22	50	21	34
ESN32	32	29	16-32	53	27	40
ESN40	40	36	16-30	56	35	50

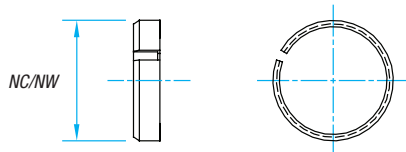
End Caps



CAT. NO.	CONDUIT SIZE		OUTLET DIA. RANGE	NOMINAL DIMENSIONS (MM)		
	(NC)	(NW)		A	B	C
EK03-08	10	8.5	3	19	13	14
EK05	12	10	5	22	14	17

Swivel C Rings

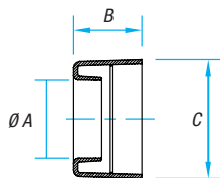
Replaces SRN seal to provide a rotating joint.



CAT. NO.	CONDUIT SIZE		OUTLET DIA. RANGE	NOMINAL DIMENSIONS (MM)		
	(NC)	(NW)		A	B	C
SC16	16	13	—	—	—	—
SC20	20	17	—	—	—	—
SC28	28	23	—	—	—	—
SC32	32	29	—	—	—	—
SC40	40	36	—	—	—	—
SC50	50	48	—	—	—	—

End Caps

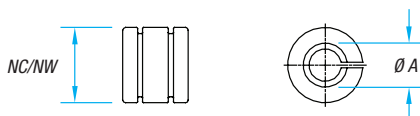
Push-in one-piece fitting leaves a smooth exit from conduit when fittings not used.



CAT. NO.	CONDUIT SIZE		OUTLET DIA. RANGE	NOMINAL DIMENSIONS (MM)		
	(NC)	(NW)		A	B	C
CES12	12	10	—	8	15	16
CES16	16	13	—	9.5	15	18
CES20	20	17	—	13.5	18	25
CES28	28	23	—	20.5	20	32
CES32	32	29	—	25.7	20	38
CES40	40	36	—	32.3	25	46
CES50	50	48	—	43.7	25	58

Smooth Entry Grommet

One-piece slit insert provides abrasion protection for cables passing through a hinged fitting junction where conduit is not used.



CAT. NO.	CONDUIT SIZE		OUTLET DIA. RANGE	NOMINAL DIMENSIONS (MM)		
	(NC)	(NW)		A	B	C
SEG12	12	10	—	8	—	—
SEG20	20	17	—	16	—	—