




Coated Sleeve



NU-SLEEVE T117-FR

NU-SLEEVE T117-FR is UL recognized as VW-1, self-extinguishing. It is comprised of specially formulated high temperature silicone rubber extruded onto premium electrical grade braided fiberglass sleeving.

The extrusion process results in a higher density coating that is more homogeneous, has better concentricity and yields longer continuous lengths than the typical liquid dipped products common to the industry.

NU-SLEEVE T117-FR is rated Class H by IEEE standards, acceptable for continuous service from -70°C through 200°C and operation at temperatures up to 315°C is tolerated for short durations.

It exceeds all requirements of UL Subject 224 for 200°C, 600-volt operation.

The coating maintains its electrical integrity, even under severe fire conditions by forming a non-conductive ash.

Recommended use:

NU-SLEEVE T117-FR is used for insulation of leads and connections in electrical and electronic components (transformers, coils, relays, solenoids, etc.) where temperatures extremes from -70°C through 200°C are encountered. Silicone rubber coated fibreglass sleeving is the only flexible insulating material which remains useful for continuous service in ambient temperatures from -70°C through +200°C.

The NU-SLEEVE T117 range is also available in a standard (**NU-SLEEVE T117-E**) or in a high voltage (**NU-SLEEVE T117-HV**) versions.

Characteristics & Properties

- **Colors:** black and white are standard colors. Other colors upon request: blue, gray-silver, green, orange, red, red oxide, yellow.
- **Operating temperature range:** -70°C / +200°C (-94°F / +392°F).
- **Flammability (VW-1):** flame retardant.
- **Chemical resistance (coating properties):** moisture, corona, ozone, radiation, compression set, fungus, most chemicals/solvents, weathering, flexure fatigue, heat degradation.
- **Specifications:** NEMA TS-1, Type 5; MIL-P-18057 (Grade A); MIL-I-3190/6 (Grade A); ASTM D372; UL File #E123956 and #E86619; CSA File #LR94072.

Dielectric grades

NEMA Grades	Min. average breakdown	Min. individual breakdown
NU-SLEEVE T117-FR A	7000V	5000V
NU-SLEEVE T117-FR B	4000V	2500V
NU-SLEEVE T117-FR C-1	2500V	1500V
NU-SLEEVE T117-FR C-2	1500V	800V
NU-SLEEVE T117-FR C-3	no dielectric value guaranteed	

Dimensions

Designation	NEMA sizes	Nominal Ø		Minimum Ø (inches)	Maximum Ø (inches)
		(inches)	(mm)		
NU-SLEEVE T117-FR 22	22	0.027	0.69	0.024	0.032
NU-SLEEVE T117-FR 20	20	0.036	0.91	0.032	0.039
NU-SLEEVE T117-FR 19	19	0.038	0.96	0.036	0.044
NU-SLEEVE T117-FR 18	18	0.044	1.12	0.040	0.049
NU-SLEEVE T117-FR 17	17	0.049	1.24	0.045	0.054
NU-SLEEVE T117-FR 16	16	0.056	1.42	0.051	0.061
NU-SLEEVE T117-FR 15	15	0.062	1.57	0.057	0.067
NU-SLEEVE T117-FR 14	14	0.069	1.75	0.064	0.074
NU-SLEEVE T117-FR 13	13	0.077	1.96	0.072	0.082
NU-SLEEVE T117-FR 12	12	0.086	2.18	0.081	0.091
NU-SLEEVE T117-FR 11	11	0.096	2.44	0.091	0.101
NU-SLEEVE T117-FR 10	10	0.107	2.72	0.102	0.112
NU-SLEEVE T117-FR 09	9	0.119	3.02	0.114	0.124
NU-SLEEVE T117-FR 08	8	0.135	3.43	0.129	0.141
NU-SLEEVE T117-FR 07	7	0.148	3.76	0.144	0.158
NU-SLEEVE T117-FR 06	6	0.166	4.22	0.162	0.178
NU-SLEEVE T117-FR 05	5	0.186	4.72	0.182	0.198
NU-SLEEVE T117-FR 04	4	0.208	5.28	0.204	0.224
NU-SLEEVE T117-FR 02	2	0.263	6.68	0.258	0.278
NU-SLEEVE T117-FR 01	1	0.294	7.47	0.289	0.311
NU-SLEEVE T117-FR 00	0	0.330	8.38	0.325	0.347
Other sizes					
NU-SLEEVE T117-FR 3/8	3/8"	0.387	9.83	0.375	0.399
NU-SLEEVE T117-FR 7/16	7/16"	0.450	11.43	0.438	0.462
NU-SLEEVE T117-FR 1/2	1/2"	0.512	13.00	0.500	0.524
NU-SLEEVE T117-FR 5/8	5/8"	0.640	16.26	0.625	0.655
NU-SLEEVE T117-FR 3/4	3/4"	0.768	19.51	0.750	0.786

Packaging

NU-SLEEVE T117-FR is delivered in standard spools, bulk spools or in cut lengths upon request.

Data and photos for information only. Delfingen makes no warranties as to the accuracy or completeness of this information. Delfingen reserves the right to make changes in materials or processing without notification.