

Item #	Description	1-9	10-24	25-99	100+
--------	-------------	-----	-------	-------	------

Flat Silver Satin Modular Cable - Plug to Tinned Wires

Silver satin flat modular cords with one modular plug and pre-tinned wires. Choose four conductor (RJ11), six conductor (RJ12) or eight conductor (RJ45).

TDC019-1	Flat Modular Cable, RJ11 (6x4)/Tinned End, 1.0ft (0.3m)	1.99	1.95	1.87	CALL
TDC019-2	Flat Modular Cable, RJ11 (6x4)/Tinned End, 2.0ft (0.7m)	2.19	2.15	2.06	CALL
TDC019-7	Flat Modular Cable, RJ11 (6x4)/Tinned End, 7.0ft (2.1m)	2.59	2.54	2.43	CALL
TDC029-1	Flat Modular Cable, RJ12 (6x6)/Tinned End, 1.0ft (0.3m)	2.79	2.73	2.62	CALL
TDC029-2	Flat Modular Cable, RJ12 (6x6)/Tinned End, 2.0ft (0.7m)	3.09	3.03	2.90	CALL
TDC029-7	Flat Modular Cable, RJ12 (6x6)/Tinned End, 7.0ft (2.1m)	3.89	3.81	3.66	CALL
TDC029-14	Flat Modular Cable, RJ12 (6x6)/Tinned End, 14.0ft (4.3m)	5.59	5.48	5.25	CALL
TDC005-1	Flat Modular Cable, RJ45 (8x8)/Tinned End, 1.0ft (0.3m)	3.39	3.32	3.19	CALL
TDC005-2	Flat Modular Cable, RJ45 (8x8)/Tinned End, 2.0ft (0.7m)	3.69	3.62	3.47	CALL
TDC005-7	Flat Modular Cable, RJ45 (8x8)/Tinned End, 7.0ft (2.1m)	4.99	4.89	4.69	CALL
TDC005-14	Flat Modular Cable, RJ45 (8x8)/Tinned End, 14.0ft (4.3m)	6.99	6.85	6.57	CALL

Flat Silver Satin Modular Cable - Plug to Spade Lugs

Silver satin flat modular cords with one modular plug and uninsulated spade lugs. Great for terminating to screw terminals. Choose four conductor (RJ11), six conductor (RJ12) or eight conductor (RJ45).

TDC018-1	Flat Modular Cable, RJ11 (6x4)/Spade Lug, 1.0ft (0.3m)	1.99	1.95	1.87	CALL
TDC018-2	Flat Modular Cable, RJ11 (6x4)/Spade Lug, 2.0ft (0.7m)	2.19	2.15	2.06	CALL
TDC018-7	Flat Modular Cable, RJ11 (6x4)/Spade Lug, 7.0ft (2.1m)	2.59	2.54	2.43	CALL
TDC018-14	Flat Modular Cable, RJ11 (6x4)/Spade Lug, 14.0ft (4.3m)	3.69	3.62	3.47	CALL
TDC028-1	Flat Modular Cable, RJ12 (6x6)/Spade Lug, 1.0ft (0.3m)	2.79	2.73	2.62	CALL
TDC028-2	Flat Modular Cable, RJ12 (6x6)/Spade Lug, 2.0ft (0.7m)	3.09	3.03	2.90	CALL
TDC028-7	Flat Modular Cable, RJ12 (6x6)/Spade Lug, 7.0ft (2.1m)	4.19	4.11	3.94	CALL
TDC028-14	Flat Modular Cable, RJ12 (6x6)/Spade Lug, 14.0ft (4.3m)	5.59	5.48	5.25	CALL
TDC004-1	Flat Modular Cable, RJ45 (8x8)/Spade Lug, 1.0ft (0.3m)	3.39	3.32	3.19	CALL
TDC004-2	Flat Modular Cable, RJ45 (8x8)/Spade Lug, 2.0ft (0.7m)	3.69	3.62	3.47	CALL
TDC004-7	Flat Modular Cable, RJ45 (8x8)/Spade Lug, 7.0ft (2.1m)	4.99	4.89	4.69	CALL

Flat Silver Satin Modular Cable - Plug to Plug, Straight-thru Wiring

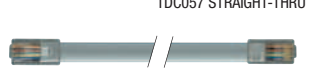
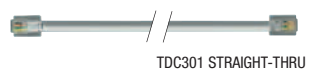
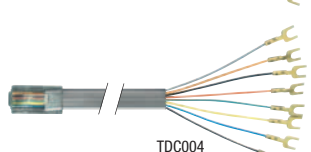
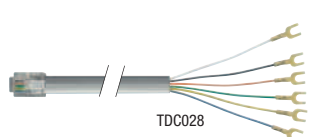


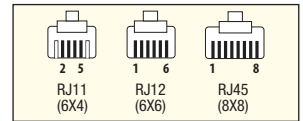
Silver satin flat modular cords with two modular plugs. Wired straight-thru (1-1, 2-2, 3-3...) for most low speed data applications. Choose four conductor (RJ11), six conductor (RJ12) or eight conductor (RJ45).

TDC301	Flat Modular Cable, RJ11 (6x4)/RJ11 (6x4), 1.0ft (0.3m)	1.99	1.95	1.87	CALL
TDC302	Flat Modular Cable, RJ11 (6x4)/RJ11 (6x4), 2.0ft (0.7m)	2.19	2.15	2.06	CALL
TDC303	Flat Modular Cable, RJ11 (6x4)/RJ11 (6x4), 3.0ft (0.9m)	2.29	2.24	2.15	CALL
TDC305	Flat Modular Cable, RJ11 (6x4)/RJ11 (6x4), 5.0ft (1.5m)	2.49	2.44	2.34	CALL
TDC307	Flat Modular Cable, RJ11 (6x4)/RJ11 (6x4), 7.0ft (2.1m)	2.59	2.54	2.43	CALL
TDC314	Flat Modular Cable, RJ11 (6x4)/RJ11 (6x4), 14.0ft (4.3m)	3.69	3.62	3.47	CALL
TDC325	Flat Modular Cable, RJ11 (6x4)/RJ11 (6x4), 25.0ft (7.6m)	5.29	5.18	4.97	CALL
TDC057-2	Flat Modular Cable, RJ12 (6x6)/RJ12 (6x6), 2.0ft (0.7m)	3.09	3.03	2.90	CALL
TDC057-7	Flat Modular Cable, RJ12 (6x6)/RJ12 (6x6), 7.0ft (2.1m)	4.19	4.11	3.94	CALL
TDC057-14	Flat Modular Cable, RJ12 (6x6)/RJ12 (6x6), 14.0ft (4.3m)	5.59	5.48	5.25	CALL
TDC057-25	Flat Modular Cable, RJ12 (6x6)/RJ12 (6x6), 25.0ft (7.6m)	7.79	7.63	7.32	CALL
TDC057-50	Flat Modular Cable, RJ12 (6x6)/RJ12 (6x6), 50.0ft (15.2m)	12.69	12.44	11.93	CALL
TDC053-2	Flat Modular Cable, RJ45 (8x8)/RJ45 (8x8), 2.0ft (0.7m)	3.39	3.32	3.19	CALL
TDC053-7	Flat Modular Cable, RJ45 (8x8)/RJ45 (8x8), 7.0ft (2.1m)	4.99	4.89	4.69	CALL
TDC053-14	Flat Modular Cable, RJ45 (8x8)/RJ45 (8x8), 14.0ft (4.3m)	6.99	6.85	6.57	CALL
TDC053-25	Flat Modular Cable, RJ45 (8x8)/RJ45 (8x8), 25.0ft (7.6m)	9.99	9.79	9.39	CALL
TDC053-50	Flat Modular Cable, RJ45 (8x8)/RJ45 (8x8), 50.0ft (15.2m)	16.89	16.55	15.88	CALL
TDC053-100	Flat Modular Cable, RJ45 (8x8)/RJ45 (8x8), 100.0ft (30.5m)	30.89	30.27	29.04	CALL

Flat Silver Satin Modular Cable - Plug to Plug, Crossed Wiring

Silver satin flat modular cords with two modular plugs. Crossed wires for many voice applications. Choose four conductor (RJ11), six conductor (RJ12) or eight conductor (RJ45).

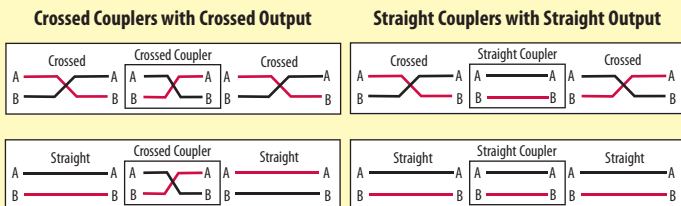
TDC207	Flat Modular Cable, RJ11 (6x4)/RJ11 (6x4), 7.0ft (2.1m)	2.59	2.54	2.43	CALL
TDC214	Flat Modular Cable, RJ11 (6x4)/RJ11 (6x4), 14.0ft (4.3m)	3.69	3.62	3.47	CALL
TDC225	Flat Modular Cable, RJ11 (6x4)/RJ11 (6x4), 25.0ft (7.6m)	4.99	4.89	4.69	CALL
TDC027-2	Flat Modular Cable, RJ12 (6x6)/RJ12 (6x6), 2.0ft (0.7m)	3.09	3.03	2.90	CALL
TDC027-7	Flat Modular Cable, RJ12 (6x6)/RJ12 (6x6), 7.0ft (2.1m)	4.19	4.11	3.94	CALL
TDC027-14	Flat Modular Cable, RJ12 (6x6)/RJ12 (6x6), 14.0ft (4.3m)	5.59	5.48	5.25	CALL
TDC027-25	Flat Modular Cable, RJ12 (6x6)/RJ12 (6x6), 25.0ft (7.6m)	7.79	7.63	7.32	CALL
TDC003-2	Flat Modular Cable, RJ45 (8x8)/RJ45 (8x8), 2.0ft (0.7m)	3.69	3.62	3.47	CALL
TDC003-7	Flat Modular Cable, RJ45 (8x8)/RJ45 (8x8), 7.0ft (2.1m)	4.99	4.89	4.69	CALL
TDC003-25	Flat Modular Cable, RJ45 (8x8)/RJ45 (8x8), 25.0ft (7.6m)	9.99	9.79	9.39	CALL



What is the difference between straight-thru and cross pinning?

Straight-thru means each contact is straight pinned to its respective contact (1-1, 2-2, 3-3, etc.). Crossed pinning means contacts are pinned through to the opposite contact. Ex: on an 8 position RJ45: 1-8, 2-7, 3-6, etc.

When using a coupler between two patch cords it is important to choose the correct type. As the diagrams illustrate, if the desired pinning from end to end is crossed then the coupler and cables must be crossed. For straight pinning, all cables and couplers must be straight-thru type.



Bulk Flat Cable can be found on page 73.