



Product Catalog

Wire, Cable & Wire Management Solutions



Customer Driven • Solution Focused . . . we've got you covered!®

About Us



IEWC is a premier, dedicated supplier of wire, cable and wire management products for manufacturers and sub-assemblers worldwide. We stock a wide range of materials available for same day shipment, from cables to connectors, providing a complete interconnect solution for a variety of markets.

As our long-time customers will tell you, the IEWC difference is in our people. IEWC's sales team is one of the most experienced in the industry, backed by deep corporate resources in quality, operations, purchasing and logistics. Our employee-ownership culture shows through in every interaction with our customers, with employees empowered to provide the highest levels of customer service.

Markets Served


IEWC is uniquely focused on the OEM and sub-assembly markets. This focus allows us to provide a set of solutions tailored specifically for manufacturers across a wide range of industries. IEWC currently serves customers in the following industries:

- | | |
|------------------------|---------------------------------------|
| Automotive | Wind & Solar Energy |
| Marine & Shipboard | Packaging & Bottling Equipment |
| Off-Road Equipment | Food Processing Equipment |
| Recreational Vehicles | Paper Processing & Printing Machinery |
| Commercial Trucks | Industrial Automation |
| Mining & Forestry | Portable Power Equipment |
| Agricultural Equipment | Switchgear & Control Panels |
| Oil & Gas | Elevators, Conveyors & Cranes |
| Rail & Transit | Measuring & Control Devices |
| Military & Aerospace | Heating & Refrigeration Equipment |
| Medical Equipment | Alarm & Security |
| Appliance | |
| Stage & Lighting | |
| Audio & Broadcast | |

Our products support the needs of our diverse customer base, carrying certifications and approvals from a variety of regulatory agencies:



Value-Add Services



Every IEWC shipment is tailored to fit the specific requirements of our customers. We regularly respool and repackage product to our customer's desired quantity and provide customized labels and barcodes to ease their receiving process. In addition, IEWC provides a full range of value-added services for our products, including the dyeing, striping, printing, etching and twisting of wire.



Beyond these traditional distribution services, IEWC offers a number of specialized services designed to lower our customer's total cost of procurement:



CARS®, IEWC's Customer Automated Replenishment System, utilizes the latest technology to bring material reorders to the shop floor with a hand-held scanner and a plug-and-play interface.



FABTECH®, IEWC's engineered solutions team, leans on years of experience in the industry to take a comprehensive look at the customer's materials and processes in order to suggest improvements. Whether it's specifying a new cable that will cut the installation time and reduce the total manufactured cost or the identification of new tooling systems to increase throughput, the FABTECH team finds solutions.



Stocking Locations

From our humble roots in Milwaukee, Wisconsin, IEWC has expanded to a global network of 16 distribution centers in seven countries. All of our facilities are ISO 9001 registered, and our Boston, Massachusetts distribution center is certified under the AS9100 quality management system in support of the aerospace market.

Contact your local office today to see what wire, cable and wire management solutions IEWC can bring to your business.



UNITED STATES

Boston, MA

AS9100:2004-01 Certified

978-422-6000

800-225-0802

Cleveland, OH

440-835-5601

800-321-5601

Dallas, TX

972-801-9787

800-474-9984

Greenville, SC

864-234-5322

800-480-5322

Milwaukee, WI

262-782-2255

800-966-6325

Phoenix, AZ

480-922-6900

800-989-9502

San Francisco, CA

925-939-3600

866-472-9473

CANADA

Montreal, QC

514-956-5877

Toronto, ON

905-726-1717

866-303-6596

MEXICO

Aguascalientes, AG

+52 449 922 1200

Monterrey, NL

+52 449 922 1200

BRAZIL

Sorocaba, Sao Paulo

+55 15 3218 1347

GERMANY

Frankfurt am Main

+49 6175 79791 0

UNITED KINGDOM

Weston-super-Mare

+44 870 609 1257

CHINA

Hong Kong, SAR

+86 512 6275 6668

800-828-2086

Suzhou, Jiangsu

+86 512 6275 6668

800-828-2086

Using this catalog:

As a distributor, IEWC partners with more than 300 manufacturers to provide our customers with a consolidated source for wire, cable and wire management products. With so many product lines accessible at IEWC, our product portfolio is constantly expanding and evolving with the changing technology and growth at our manufacturing partners.

This catalog contains specifications on the most standard and commonly requested products used by original equipment manufacturers and sub-assemblers across the globe. We regularly team up with manufacturers to provide customized product solutions for a variety of applications, many of which will never be included in a catalog. In the event that you are unable to find what you are looking for in this catalog, remember that a solution from IEWC is still just a phone call or a click away. It's just another reason we can say, *'we've got you covered!'*



Table of Contents



Hook-up & Lead Wire

p. 1



High Temp. (200°C+) & High Voltage (1kV+) Lead Wire

p. 49




Building Wire

p. 97



Automotive Wire & Cable

p. 103



Marine Wire & Cable

p. 123




Military & Aerospace Wire & Cable

p. 129




Transit & Locomotive Cable

p. 183



Data & Communication Cable

p. 187



Power Cable & Portable Cord

p. 193



Industrial & Control Cable

p. 225



Uninsulated Products

p. 233



Wire Management Products

p. 241



Product Indexes

p. 253



Hook-up & Lead Wire



AWM Lead Wire
2-43



**Harmonized
Lead Wire**
44-47

PVC - Type 1007/1569/1581 (TR-64)

Hook-up Wire

UL: 105°C, 300V, VW-1

CSA: 105°C, 300V, FT1



IEWC Part Number	AWG	Stranding	Nominal Insulation Thickness		Nominal O.D.		Approx. Weight		UL Type	CSA Type
			in	mm	in	mm	lbs/1k ft	kg/km		
1007/30	30	7/38	0.015	0.4	0.044	1.1	2	3	1007, 1569	TR-64
1007/28	28	7/36	0.015	0.4	0.047	1.2	2	3	1007, 1569	AWM I A/B, TR-64
1007/26	26	Solid	0.015	0.4	0.048	1.2	2	3	1007, 1569	AWM I A/B, TR-64
		7/34	0.015	0.4	0.051	1.3	3	4	1007, 1569	AWM I A/B, TR-64
1007/24	24	Solid	0.015	0.4	0.057	1.4	4	6	1007, 1569	AWM I A/B, TR-64
		7/32	0.015	0.4	0.056	1.4	4	6	1007, 1569	AWM I A/B, TR-64
1007/22	22	Solid	0.015	0.4	0.065	1.7	5	7	1007, 1569	AWM I A/B, TR-64
		7/.0096	0.015	0.4	0.062	1.6	5	7	1007, 1569	AWM I A/B, TR-64
1007/20	20	Solid	0.015	0.4	0.071	1.8	6	9	1007, 1569	AWM I A/B, TR-64
		7/28	0.015	0.4	0.069	1.8	6	9	1007, 1569	AWM I A/B, TR-64
1007/18	18	10/30	0.015	0.4	0.067	1.7	6	9	1007, 1569	AWM I A/B, TR-64
		Solid	0.015	0.4	0.080	2.0	8	12	1007, 1569	AWM I A/B, TR-64
		7/26	0.015	0.4	0.080	2.0	7	10	1007, 1569	AWM I A/B, TR-64
		16/30	0.015	0.4	0.079	2.0	8	12	1007, 1569	AWM I A/B, TR-64
		19/30	0.015	0.4	0.082	2.1	8	12	1007, 1569	AWM I A/B, TR-64
1007/16	16	Solid	0.015	0.4	0.095	2.4	12	18	1007, 1569	AWM I A/B, TR-64
		26/30	0.015	0.4	0.092	2.3	12	18	1007, 1569	AWM I A/B, TR-64
1581/14	14	Solid	0.015	0.4	0.098	2.5	15	22	1569, 1581	AWM I A/B, TR-64
		19/.0147	0.015	0.4	0.103	2.6	15	22	1569, 1581	AWM I A/B, TR-64
		41/30	0.015	0.4	0.110	2.8	17	25	1569, 1581	AWM I A/B, TR-64
1581/12	12	Solid	0.015	0.4	0.114	2.9	23	34	1569, 1581	AWM I A/B
		19/.0185	0.015	0.4	0.123	3.1	23	35	1569, 1581	AWM I A/B
1581/10	10	65/30	0.015	0.4	0.127	3.2	24	35	1569, 1581	AWM I A/B
		105/30	0.015	0.4	0.145	3.7	37	56	1569, 1581	AWM I A/B

Notes

- Soft-annealed, tinned copper conductor
- Polyvinyl chloride (PVC) insulation
- RoHS Compliant
- A variety of insulation colors available

Alternative Constructions

- Soft-annealed, bare copper conductor
- Topcoat conductor (14 AWG and smaller)
- Overcoat conductor (14 AWG and smaller)
- Prebond conductor (16 AWG and smaller)
- High-flexing UL 10198

Available Certifications

CSA: TRSR-64

Applications

For use in electronic and appliance applications. Rated for continuous use up to 105°C.

PVC - Type 1015 (TEW)

Appliance, Hook-up, and Panel Wire

UL: 105°C, 60°C Oil, 600V, VW-1 / 1032: 1000V

CSA: 105°C, 600V, FT1



IEWC Part Number	AWG	Stranding	Nominal Insulation Thickness		Nominal O.D.		Approx. Weight		UL Type	CSA Type
			in	mm	in	mm	lbs/1k ft	kg/km		
1015/30	30	7/38	0.030	0.8	0.074	1.9	1	1	1015	TEW
		19/42	0.030	0.8	0.074	1.9	1	1	1015	TEW
		41/46	0.030	0.8	0.074	1.9	1	1	1015	TEW
1015/28	28	7/36	0.030	0.8	0.077	2.0	2	3	1015	TEW
		19/40	0.030	0.8	0.077	2.0	2	3	1015	TEW
		65/48	0.030	0.8	0.077	2.0	2	3	1015	TEW
1015/26	26	7/34	0.030	0.8	0.081	2.1	4	6	1011, 1013, 1015, 1032, 1230	TEW, AWM I A/B
		19/38	0.030	0.8	0.081	2.1	4	6	1011, 1013, 1015, 1032, 1230	TEW, AWM I A/B
		66/44	0.030	0.8	0.081	2.1	4	6	1011, 1013, 1015, 1032, 1230	TEW, AWM I A/B
		105/46	0.030	0.8	0.082	2.1	4	6	1011, 1013, 1015, 1032, 1230	TEW, AWM I A/B
1015/24	24	7/32	0.030	0.8	0.086	2.2	5	7	1011, 1013, 1015, 1032, 1230	TEW, AWM I A/B
		19/36	0.030	0.8	0.086	2.2	5	7	1011, 1013, 1015, 1032, 1230	TEW, AWM I A/B
		42/40	0.030	0.8	0.085	2.2	5	7	1011, 1013, 1015, 1032, 1230	TEW, AWM I A/B
		105/44	0.030	0.8	0.087	2.2	5	7	1011, 1013, 1015, 1032, 1230	TEW, AWM I A/B
1015/22	22	7/.0096	0.030	0.8	0.094	2.4	6	9	MTW, 1011, 1015, 1032, 1230, 1335	TEW, AWM I A/B
		66/40	0.030	0.8	0.091	2.3	6	9	MTW, 1011, 1015, 1032, 1230, 1335	TEW, AWM I A/B
1015/20	20	10/30	0.030	0.8	0.099	2.5	7	10	MTW, 1011, 1015, 1032, 1230, 1335	TEW, AWM I A/B
		19/32	0.030	0.8	0.100	2.5	7	10	MTW, 1011, 1015, 1032, 1230, 1335	TEW, AWM I A/B
		42/36	0.030	0.8	0.099	2.5	7	10	MTW, 1011, 1015, 1032, 1230, 1335	TEW, AWM I A/B
		259/44	0.030	0.8	0.102	2.6	7	10	MTW, 1011, 1015, 1032, 1230, 1335	TEW, AWM I A/B
1015/18	18	7/26	0.030	0.8	0.110	2.8	10	15	MTW, 1011, 1015, 1032, 1230, 1335	TEW, AWM I A/B
		16/30	0.030	0.8	0.108	2.7	10	15	MTW, 1011, 1015, 1032, 1230, 1335	TEW, AWM I A/B
		19/30	0.030	0.8	0.108	2.7	12	18	MTW, 1011, 1015, 1032, 1230, 1335	TEW, AWM I A/B
		41/34	0.030	0.8	0.108	2.7	12	18	MTW, 1011, 1015, 1032, 1230, 1335	TEW, AWM I A/B
1015/16	16	7/24	0.030	0.8	0.127	3.2	14	20	MTW, BC-5W2, 1011, 1015, 1032, 1230, 1335	TEW, AWM I A/B
		19/.0117	0.030	0.8	0.120	3.0	14	20	MTW, BC-5W2, 1011, 1015, 1032, 1230, 1335	TEW, AWM I A/B
		26/30	0.030	0.8	0.120	3.0	14	20	MTW, BC-5W2, 1011, 1015, 1032, 1230, 1335	TEW, AWM I A/B
1015/14	14	7/22	0.030	0.8	0.139	3.5	19	28	MTW, BC-5W2, 1011, 1015, 1032, 1230, 1335	TEW, AWM I A/B
		19/.0147	0.030	0.8	0.136	3.5	19	28	MTW, BC-5W2, 1011, 1015, 1032, 1230, 1335	TEW, AWM I A/B
		41/30	0.030	0.8	0.136	3.5	20	29	MTW, BC-5W2, THHW, 1011, 1015, 1032, 1230, 1335	TEW, AWM I A/B
1015/12	12	7/20	0.030	0.8	0.154	3.9	28	42	MTW, BC-5W2, THHW, 1011, 1015, 1032, 1230, 1335	TEW, AWM I A/B
		19/.0185	0.030	0.8	0.155	3.9	28	42	MTW, BC-5W2, THHW, 1011, 1015, 1032, 1230, 1335	TEW, AWM I A/B
		65/30	0.030	0.8	0.155	3.9	29	43	MTW, BC-5W2, THHW, 1011, 1015, 1032, 1230, 1335	TEW, AWM I A/B
1015/10	10	7/19	0.030	0.8	0.179	4.5	41	61	MTW, BC-5W2, THHW, 1011, 1015, 1032, 1230, 1335	TEW, AWM I A/B
		19/.0234	0.030	0.8	0.180	4.6	41	61	MTW, BC-5W2, THHW, 1011, 1015, 1032, 1230, 1335	TEW, AWM I A/B
		105/30	0.030	0.8	0.180	4.6	42	63	MTW, BC-5W2, THHW, 1011, 1015, 1032, 1230, 1335	TEW, AWM I A/B

Notes

- Soft-annealed, tinned copper conductor
- Polyvinyl chloride (PVC) insulation
- RoHS Compliant
- A variety of insulation colors available

Alternative Constructions

- Soft-annealed, bare copper conductor
- Solid conductor
- Topcoat conductor (14 AWG and smaller)
- Overcoat conductor (14 AWG and smaller)
- Prebond conductor (16 AWG and smaller)
- High-flexing UL 10070

Applications

For use in control panel, electronic, manufacturing, switchgear, machine tool and appliance applications. Rated for continuous use up to 60°C in oil and 105°C dry.

PVC - Type 1028/1283/1284 (AWM)

Appliance, Hook-up, Panel and Motor Lead Wire

UL: 105°C, 600V, MTW, VW-1 / 1032: 1000V

CSA: 105°C, 600V, FT1



IEWC Part Number	AWG	Stranding	Nominal Insulation Thickness		Nominal O.D.		Approx. Weight		UL Type	CSA Type
			in	mm	in	mm	lbs/1k ft	kg/km		
1028/18	18	16/30	0.045	1.1	0.136	3.5	12	18	MTW, 1028, 1231	TEW, AWM I A/B
		19/.0147	0.045	1.1	0.163	4.1	22	33	MTW, 1028, 1231	TEW, AWM I A/B
1028/14	14	41/30	0.045	1.1	0.163	4.1	22	33	MTW, 1028, 1231	TEW, AWM I A/B
		19/.0185	0.045	1.1	0.184	4.7	31	46	MTW, 1028, 1231	TEW, AWM I A/B
1028/12	12	65/30	0.045	1.1	0.184	4.7	31	46	MTW, 1028, 1231	TEW, AWM I A/B
		19/.0234	0.045	1.1	0.207	5.3	46	68	MTW, 1028, 1231	TEW, AWM I A/B
1028/10	10	105/30	0.045	1.1	0.207	5.3	46	68	MTW, 1028, 1231	TEW, AWM I A/B
		19/UL Combo	0.045	1.1	0.237	6.1	67	100	MTW, BC-5W2, 1011, 1028, 1032, 1231	TEW, AWM I A/B
1028/08	8	133/29	0.045	1.1	0.252	6.4	67	100	MTW, BC-5W2, 1011, 1028, 1032, 1231	TEW, AWM I A/B
		168/30	0.045	1.1	0.252	6.4	67	100	MTW, BC-5W2, 1011, 1028, 1032, 1231	TEW, AWM I A/B
		19/.0372	0.060	1.5	0.306	7.8	109	162	MTW, BC-5W2, THHW, 1232, 1283, 1346, 10269	TEW, AWM I A/B
1283/06	6	133/27	0.060	1.5	0.324	8.2	109	162	MTW, BC-5W2, THHW, 1232, 1283, 1346, 10269	TEW, AWM I A/B
		19/.0469	0.060	1.5	0.355	9.0	172	256	MTW, BC-5W2, THHW, 1232, 1283, 1346, 10269	TEW, AWM I A/B
1283/04	4	133/25	0.060	1.5	0.367	9.3	152	226	MTW, BC-5W2, THHW, 1232, 1283, 1346, 10269	TEW, AWM I A/B
		19/.0591	0.060	1.5	0.419	10.6	250	372	MTW, BC-5W2, THHW, 1232, 1283, 1346, 10269	TEW, AWM I A/B
1283/02	2	133/23	0.060	1.5	0.452	11.5	256	381	MTW, BC-5W2, THHW, 1232, 1283, 1346, 10269	TEW, AWM I A/B
		665/30	0.060	1.5	0.425	10.8	256	381	MTW, BC-5W2, THHW, 1232, 1283, 1346, 10269	TEW, AWM I A/B
		19/.0664	0.080	2.0	0.496	12.6	326	485	MTW, 1232, 1284	AWM I A
1284/01	1	259/25	0.080	2.0	0.521	13.2	324	482	MTW, BC-5W2, THHW, 1232, 1284, 1338, 10269	TEW, AWM I A/B
		836/30	0.080	2.0	0.525	13.3	324	482	MTW, BC-5W2, THHW, 1232, 1284, 1338, 10269	TEW, AWM I A/B
		19/.0745	0.080	2.0	0.536	13.6	401	597	MTW, 1232, 1284	AWM I A
1284/1/0	1/0	1064/30	0.080	2.0	0.565	14.4	401	597	MTW, BC-5W2, THHW, 1232, 1284, 1338, 10269	TEW, AWM I A/B
		19/.0837	0.080	2.0	0.583	14.8	490	729	MTW, 1232, 1284	AWM I A
1284/2/0	2/0	1330/30	0.080	2.0	0.620	15.7	490	729	MTW, BC-5W2, THHW, 1232, 1284, 1338, 10269	TEW, AWM I A/B
		19/.0940	0.080	2.0	0.634	16.1	618	920	MTW, 1232, 1284	AWM I A
1284/3/0	3/0	1672/30	0.080	2.0	0.670	17.0	618	920	MTW, BC-5W2, THHW, 1232, 1284, 1338, 10269	TEW, AWM I A/B
		19/.1055	0.080	2.0	0.692	17.6	756	1125	MTW, 1232, 1284	AWM I A
1284/4/0	4/0	2107/30	0.080	2.0	0.730	18.5	756	1125	MTW, BC-5W2, THHW, 1232, 1284, 1338, 10269	TEW, AWM I A/B
		37/.0822	0.095	2.4	0.769	19.5	900	1339	MTW, 1284	AWM I A
1284/250	250	2451/30	0.097	2.5	0.871	22.1	900	1339	MTW, THHW, 1284, 1339, 10269	AWM I A/B
		37/.0900	0.095	2.4	0.824	20.9	926	1378	MTW, 1284	AWM I A
1284/300	300	37/.0973	0.095	2.4	0.875	22.2	1081	1609	MTW, 1284	AWM I A
		3458/30	0.097	2.5	1.001	25.4	1322	1967	MTW, THHW, 1284, 1339, 10269	AWM I A/B
1284/350	350	37/.1162	0.095	2.4	1.007	25.6	1722	2562	MTW, 1284	AWM I A
		5054/30	0.097	2.5	1.241	31.5	1862	2771	MTW, THHW, 1284, 1339, 10269	AWM I A/B
1284/500	500	7581/30	0.112	2.8	1.486	37.7	2749	4091	MTW, THHW, 1284, 1339, 10269	AWM I A/B

Notes

- Soft-annealed, bare copper conductor
- Polyvinyl chloride (PVC) insulation
- RoHS Compliant
- A variety of insulation colors available

Alternative Constructions

- Soft-annealed, tinned copper conductor
- High-flexing UL 10070

Available Certifications

UL: TC
SAE: J1127, J1128

Applications

For use in control panel, electric motor & generator, electronic, manufacturing, switchgear, machine tool and appliance applications. Rated for continuous use up to 105°C.

PVC - Type 1056/1275 (TEW)

Hook-up Wire

UL: 105°C, 600V, MTW, VW-1

CSA: 105°C, 600V, AWM I A/B, FT1



IEWC Part Number	AWG	Stranding	Nominal Insulation Thickness		Nominal O.D.		Approx. Weight	
			in	mm	in	mm	lbs/1k ft	kg/km
1056/18	18	16/30	0.060	1.5	0.174	4.4	18	27
1056/16	16	26/30	0.060	1.5	0.186	4.7	22	33
1056/14	14	41/30	0.060	1.5	0.196	5.0	28	42
1056/12	12	65/30	0.060	1.5	0.212	5.4	37	55
1056/10	10	105/30	0.060	1.5	0.240	6.1	53	79

Notes

- Soft-annealed, bare copper conductor
- Polyvinyl chloride (PVC) insulation
- RoHS Compliant
- A variety of insulation colors available

Alternative Constructions

- Soft-annealed, tinned copper conductor

Applications

For use in heating & cooling, machine tool and appliance applications. Rated for continuous use up to 105°C.

PVC - Type 1060/1276/1329 (TEW)

Hook-up Wire

UL: 105°C, 600V, MTW, VW-1

CSA: 105°C, 600V, AWM I A/B, FT1



IEWC Part Number	AWG	Stranding	Nominal Insulation Thickness		Nominal O.D.		Approx. Weight	
			in	mm	in	mm	lbs/1k ft	kg/km
1060/14	14	41/30	0.080	2.03	0.234	5.9	36	54
1060/12	12	65/30	0.080	2.03	0.252	6.4	46	68
1060/10	10	105/30	0.080	2.03	0.280	7.1	63	94

Notes

- Soft-annealed, bare copper conductor
- Polyvinyl chloride (PVC) insulation
- RoHS Compliant
- A variety of insulation colors available

Alternative Constructions

- Soft-annealed, tinned copper conductor

Applications

For use in heating & cooling, machine tool and appliance applications. Rated for continuous use up to 105°C.

SRPVC - Type 1061 (AWM)

Hook-up Wire

UL: 80°C, 300V, VW-1

CSA: 80°C, 300V, AWM I A/B, FT1



IEWC Part Number	AWG	Stranding	Nominal Insulation Thickness		Nominal O.D.		Approx. Weight	
			in	mm	in	mm	lbs/1k ft	kg/km
1061/30	30	Solid	0.010	0.3	0.030	0.8	1	1
		7/38	0.010	0.3	0.032	0.8	1	1
1061/28	28	Solid	0.010	0.3	0.033	0.8	1	1
		7/36	0.010	0.3	0.035	0.9	1	2
1061/26	26	Solid	0.010	0.3	0.036	0.9	1	2
		7/34	0.010	0.3	0.039	1.0	1	2
1061/24	24	Solid	0.010	0.3	0.041	1.0	2	3
		7/32	0.010	0.3	0.044	1.1	2	3
1061/22	22	Solid	0.010	0.3	0.046	1.2	3	5
		7/30	0.010	0.3	0.051	1.3	3	5
1061/20	20	Solid	0.010	0.3	0.052	1.3	4	6
		7/28	0.010	0.3	0.057	1.4	4	6
		10/30	0.010	0.3	0.058	1.5	4	6
1061/18	18	Solid	0.010	0.3	0.061	1.5	6	9
		16/30	0.010	0.3	0.068	1.7	6	9
		19/30	0.010	0.3	0.066	1.7	7	10
1061/16	16	Solid	0.010	0.3	0.071	1.8	9	14
		19/28	0.010	0.3	0.078	2.0	9	14
		26/30	0.010	0.3	0.080	2.0	9	14

Notes

- Soft-annealed, tinned copper conductor
- Semi-rigid polyvinyl chloride (PVC) insulation
- RoHS Compliant
- A variety of insulation colors available

Alternative Constructions

- Soft-annealed, bare copper conductor
- Topcoat conductor
- Overcoat conductor
- Prebond conductor

Available Certifications

UL: 10002

Applications

For use in electronic and appliance applications. Rated for continuous use up to 80°C.

PTFE - Type 1198

Teflon® Hook-up Wire

UL: 150°C, 80°C Oil, 600V



IEWC Part Number	AWG	Stranding	Nominal Insulation Thickness		Nominal O.D.		Approx. Weight	
			in	mm	in	mm	lbs/1k ft	kg/km
1198/30	30	7/38	0.020	0.5	0.055	1.4	3	4
1198/28	28	7/36	0.020	0.5	0.058	1.5	3	4
1198/26	26	Solid	0.020	0.5	0.060	1.5	3	5
		7/34	0.020	0.5	0.063	1.6	4	5
		19/38	0.020	0.5	0.063	1.6	4	5
1198/24	24	Solid	0.020	0.5	0.064	1.6	4	6
		7/32	0.020	0.5	0.068	1.7	4	7
		19/36	0.020	0.5	0.068	1.7	4	7
1198/22	22	Solid	0.020	0.5	0.069	1.8	5	7
		7/30	0.020	0.5	0.074	1.9	6	9
		19/34	0.020	0.5	0.074	1.9	6	9
1198/20	20	Solid	0.020	0.5	0.077	2.0	7	10
		7/28	0.020	0.5	0.083	2.1	8	11
		19/32	0.020	0.5	0.083	2.1	8	12
1198/18	18	Solid	0.020	0.5	0.080	2.0	10	15
		7/26	0.020	0.5	0.093	2.4	11	16
		19/30	0.020	0.5	0.093	2.4	11	16
1198/16	16	19/29	0.020	0.5	0.099	2.5	13	19
		19/.0117	0.020	0.5	0.102	2.6	13	20
1198/14	14	19/27	0.020	0.5	0.111	2.8	18	26
		19/.0147	0.020	0.5	0.115	2.9	19	28
1198/12	12	19/25	0.020	0.5	0.130	3.3	26	39
		19/.0186	0.020	0.5	0.134	3.4	28	42
1198/10	10	37/26	0.020	0.5	0.154	3.9	38	56
		37/.0167	0.020	0.5	0.159	4.0	42	62
1198/08	8	133/29	0.030	0.8	0.230	5.8	77	114

Teflon is a registered trademark of DuPont Corporation

Notes

- Soft-annealed, silver-plated copper conductor
- Polytetrafluoroethylene (PTFE) insulation
- A variety of insulation colors available

Applications

For use in electronic and appliance applications. Rated for continuous use up to 80°C in oil and 150°C dry. Rated for a 2500V peak for electronic circuits.

PTFE - Type 1213 (AWM)

Teflon® Hook-up Wire

UL: 105°C, 60°C Oil

CSA: 150°C, 150V, AWM I A/B



IEWC Part Number	AWG	Stranding	Nominal Insulation Thickness		Nominal O.D.		Approx. Weight	
			in	mm	in	mm	lbs/1k ft	kg/km
1213/36	36	7/44	0.008	0.2	0.025	0.6	1	2
1213/34	34	7/42	0.008	0.2	0.028	0.7	1	2
1213/32	32	Solid	0.008	0.2	0.027	0.7	1	2
		7/38	0.008	0.2	0.029	0.7	1	2
		19/44	0.008	0.2	0.029	0.7	1	2
1213/30	30	Solid	0.008	0.2	0.029	0.7	1	2
		7/38	0.008	0.2	0.032	0.8	1	2
		19/42	0.008	0.2	0.032	0.8	1	2
1213/28	28	Solid	0.008	0.2	0.032	0.8	1	2
		7/36	0.008	0.2	0.035	0.9	1	2
		19/40	0.008	0.2	0.035	0.9	1	2
1213/26	26	Solid	0.008	0.2	0.035	0.9	1	2
		7/34	0.008	0.2	0.038	1.0	2	3
		19/38	0.008	0.2	0.038	1.0	2	3
1213/24	24	Solid	0.008	0.2	0.040	1.0	2	3
		7/32	0.008	0.2	0.043	1.1	2	3
		19/36	0.008	0.2	0.043	1.1	2	3
1213/22	22	Solid	0.008	0.2	0.046	1.2	3	5
		7/30	0.008	0.2	0.050	1.3	3	5
		19/34	0.008	0.2	0.050	1.3	3	5
1213/20	20	Solid	0.008	0.2	0.054	1.4	5	8
		7/28	0.008	0.2	0.058	1.5	5	8
		19/32	0.008	0.2	0.058	1.5	5	8
1213/18	18	7/26	0.008	0.2	0.068	1.7	8	11
		19/30	0.008	0.2	0.068	1.7	8	11
1213/16	16	19/29	0.008	0.2	0.076	1.9	10	15
		19/.0117	0.008	0.2	0.077	2.0	10	15

Teflon is a registered trademark of DuPont Corporation

Notes

- Soft-annealed, silver-plated copper conductor
- Polytetrafluoroethylene (PTFE) insulation
- A variety of insulation colors available

Alternative Constructions

- Soft-annealed, nickel-plated copper conductor
- Soft-annealed, high-strength, nickel-plated copper alloy conductor

Available Certifications

UL: 1212, VW-1
 CSA: FT1
 NEMA HP-3-E (MIL-W-16878/4)

Applications

For use in electronic and appliance applications. Rated for continuous use up to 60°C in oil and 105°C dry.

FEP - Type 1331 (AWM)

Teflon® Hook-up Wire

UL: 150°C, 80°C Oil, 600V

CSA: 150°C, 60°C Oil, 600V, AWM I A/B, FT1



IEWC Part Number	AWG	Stranding	Nominal Insulation Thickness		Nominal O.D.		Approx. Weight	
			in	mm	in	mm	lbs/1k ft	kg/km
1331/30	30	7/38	0.020	0.5	0.052	1.3	1	1
1331/28	28	7/36	0.020	0.5	0.055	1.4	1	1
		19/40	0.020	0.5	0.055	1.4	1	1
1331/26	26	7/34	0.020	0.5	0.063	1.6	4	5
		19/38	0.020	0.5	0.063	1.6	4	5
1331/24	24	7/32	0.020	0.5	0.067	1.7	4	3
		19/36	0.020	0.5	0.067	1.7	4	7
1331/22	22	7/30	0.020	0.5	0.074	1.9	6	8
		19/34	0.020	0.5	0.074	1.9	6	3
1331/20	20	7/28	0.020	0.5	0.081	2.1	8	11
		19/32	0.020	0.5	0.081	2.1	8	12
1331/18	18	7/26	0.020	0.5	0.091	2.3	10	15
		19/30	0.020	0.5	0.091	2.3	11	16
1331/16	16	26/30	0.020	0.5	0.097	2.5	13	19
		19/27	0.020	0.5	0.111	2.8	18	27
1331/14	14	41/30	0.020	0.5	0.109	2.8	20	30
		19/25	0.020	0.5	0.132	3.4	27	40
1331/12	12	37/.0133	0.020	0.5	0.133	3.4	29	43
1331/10	10	37/.0167	0.020	0.5	0.158	4.0	41	61
1331/08	8	19/.0295	0.030	0.8	0.201	5.1	66	98
		133/29	0.030	0.8	0.230	5.8	73	108
1331/06	6	19/.0372	0.030	0.8	0.241	6.1	100	149
		133/27	0.030	0.8	0.273	6.9	111	165
1331/04	4	133/25	0.030	0.8	0.325	8.3	166	247
1331/02	2	133/23	0.030	0.8	0.395	10.0	237	353
1331/01	1	259/25	0.045	1.1	0.462	11.7	319	475
1331/1/0	1/0	259/24	0.045	1.1	0.500	12.7	340	506
1331/2/0	2/0	259/23	0.045	1.1	0.555	14.1	477	710
1331/4/0	4/0	259/21	0.045	1.1	0.676	17.2	736	1095

Teflon is a registered trademark of DuPont Corporation

Notes

- Soft-annealed, tinned copper conductor
- Fluorinated ethylene polypropylene (FEP) insulation
- A variety of insulation colors available

Alternative Constructions

- Solid conductor
- Soft-annealed, silver-plated copper conductor

Applications

For use in electronic and appliance applications. Rated for continuous use up to 80°C in oil and 150°C dry.

FEP - Type 1333 (AWM)

Teflon® Hook-up Wire

UL: 150°C, 80°C Oil, 300V

CSA: 150°C, 60°C Oil, 300V, AWM I A/B, FT1



IEWC Part Number	AWG	Stranding	Nominal Insulation Thickness		Nominal O.D.		Approx. Weight	
			in	mm	in	mm	lbs/1k ft	kg/km
1333/30	30	Solid	0.015	0.4	0.040	1.0	1	1
		7/38	0.015	0.4	0.042	1.1	1	1
1333/28	28	Solid	0.015	0.4	0.043	1.1	1	1
		7/36	0.015	0.4	0.045	1.1	1	1
		19/40	0.015	0.4	0.045	1.1	1	1
1333/26	26	Solid	0.015	0.4	0.046	1.2	2	3
		7/34	0.015	0.4	0.049	1.2	2	3
		19/38	0.015	0.4	0.049	1.2	2	3
1333/24	24	Solid	0.015	0.4	0.050	1.3	3	5
		7/32	0.015	0.4	0.054	1.4	3	5
		19/36	0.015	0.4	0.053	1.3	3	5
1333/22	22	Solid	0.015	0.4	0.055	1.4	4	5
		7/30	0.015	0.4	0.060	1.5	4	6
		19/34	0.015	0.4	0.062	1.6	4	6
1333/20	20	Solid	0.015	0.4	0.068	1.7	5	8
		7/28	0.015	0.4	0.068	1.7	6	9
		19/32	0.015	0.4	0.070	1.8	6	9
1333/18	18	Solid	0.015	0.4	0.079	2.0	8	12
		7/26	0.015	0.4	0.077	2.0	8	12
		19/30	0.015	0.4	0.081	2.1	9	13
1333/16	16	Solid	0.015	0.4	0.088	2.2	10	15
		19/29	0.015	0.4	0.100	2.5	11	16
		26/30	0.015	0.4	0.097	2.5	11	16
1333/14	14	Solid	0.015	0.4	0.102	2.6	16	23
		19/27	0.015	0.4	0.111	2.8	16	23
		41/30	0.015	0.4	0.099	2.5	17	25
1333/12	12	19/25	0.015	0.4	0.132	3.4	23	34
		37/.0133	0.015	0.4	0.123	3.1	26	39
1333/10	10	37/26	0.015	0.4	0.156	4.0	39	57

Teflon is a registered trademark of DuPont Corporation

Notes

- Soft-annealed, tinned copper conductor
- Fluorinated ethylene polypropylene (FEP) insulation
- A variety of insulation colors available

Alternative Constructions

- Silver-plated copper conductor

Applications

For use in electronic and appliance applications. Rated for continuous use up to 80°C in oil and 150°C dry.

PTFE - Type 1371

Teflon® Hook-up Wire

UL: 105°C



IEWC Part Number	AWG	Stranding	Nominal Insulation Thickness		Nominal O.D.		Approx. Weight	
			in	mm	in	mm	lbs/1k ft	kg/km
1371/36	36	7/44	0.006	0.1	0.019	0.5	1	1
1371/34	34	Solid	0.006	0.1	0.019	0.5	1	1
		7/42	0.006	0.1	0.020	0.5	1	1
1371/32	32	Solid	0.006	0.1	0.021	0.5	1	1
		7/40	0.006	0.1	0.022	0.6	1	1
		19/44	0.006	0.1	0.023	0.6	1	1
1371/30	30	Solid	0.006	0.1	0.023	0.6	1	1
		7/38	0.006	0.1	0.025	0.6	1	1
		19/42	0.006	0.1	0.026	0.7	1	1
1371/28	28	Solid	0.006	0.1	0.026	0.7	1	1
		7/36	0.006	0.1	0.028	0.7	1	1
		19/40	0.006	0.1	0.029	0.7	1	2
1371/26	26	Solid	0.006	0.1	0.029	0.7	1	2
		7/34	0.006	0.1	0.033	0.8	1	2
		19/38	0.006	0.1	0.034	0.9	2	3
1371/24	24	7/32	0.006	0.1	0.038	1.0	2	3
		19/36	0.006	0.1	0.038	1.0	2	3
1371/22	22	7/30	0.006	0.1	0.044	1.1	3	5
		19/34	0.006	0.1	0.044	1.1	3	5
1371/20	20	7/28	0.006	0.1	0.052	1.3	5	7
		19/32	0.006	0.1	0.052	1.3	5	7
1371/18	18	19/30	0.015	0.4	0.067	1.7	7	11
1371/16	16	19/29	0.015	0.4	0.076	1.9	10	16
1371/14	14	19/27	0.013	0.3	0.102	2.6	16	24
1371/12	12	19/25	0.013	0.3	0.120	3.0	25	37
1371/10	10	37/26	0.013	0.3	0.141	3.6	32	48
1371/08	8	133/29	0.020	0.5	0.209	5.3	69	102

Teflon is a registered trademark of DuPont Corporation

Notes

- Soft-annealed, silver-plated copper conductor
- Polytetrafluoroethylene (PTFE) insulation
- A variety of insulation colors available

Alternative Constructions

- Soft-annealed, nickel-plated copper conductor
- Soft-annealed, high-strength, nickel-plated copper alloy conductor
- Soft-annealed, high-strength, silver-plated copper alloy conductor

Available Certifications

NEMA HP-3-ET (MIL-W-16878/6)

Applications

For use in electronic and appliance applications. Rated for continuous use up to 105°C.

PVDF (Kynar®) - Type 1422

Back Panel Wire Wrap, Hook-up Wire

UL: 105°C



IEWC Part Number	AWG	Stranding	Nominal Insulation Thickness		Nominal O.D.		Approx. Weight	
			in	mm	in	mm	lbs/1k ft	kg/km
1422/30	30	Solid	0.005	0.1	0.022	0.6	0.51	0.76
1422/28	28	Solid	0.005	0.1	0.025	0.6	0.73	1.09
1422/26	26	Solid	0.005	0.1	0.029	0.7	1.05	1.56
1422/24	24	Solid	0.005	0.1	0.033	0.8	1.55	2.31
1422/22	22	Solid	0.005	0.1	0.038	1.0	2.34	3.48

Kynar is a registered trademark of Arkema, Inc.

Notes

- Soft-annealed, silver-plated copper conductor
- Polyvinylidene fluoride (PVDF) insulation
- A variety of insulation colors available

Alternative Constructions

- Twisted pairs

Available Certifications

MIL-W-81822/3

Applications

For use in electronic applications. Rated for continuous use up to 105°C.

PVDF (Kynar®) - Type 1423

Back Panel Wire Wrap, Hook-up Wire

UL: 105°C



IEWC Part Number	AWG	Stranding	Nominal Insulation Thickness		Nominal O.D.		Approx. Weight	
			in	mm	in	mm	lbs/1k ft	kg/km
1423/30	30	Solid	0.004	0.1	0.020	0.5	0.47	0.70
1423/28	28	Solid	0.004	0.1	0.023	0.6	0.71	1.06
1423/26	26	Solid	0.004	0.1	0.026	0.7	1.02	1.52
1423/24	24	Solid	0.004	0.1	0.030	0.8	1.52	2.26
1423/22	22	Solid	0.004	0.1	0.035	0.9	2.29	3.41

Kynar is a registered trademark of Arkema, Inc.

Notes

- Soft-annealed, silver-plated copper conductor
- Polyvinylidene fluoride (PVDF) insulation
- A variety of insulation colors available

Alternative Constructions

- Twisted pairs

Available Certifications

MIL-W-81822/3

Applications

For use in electronic applications. Rated for continuous use up to 105°C.

Irradiated XLPVC - Type 1429 (AWM)

Irradiated Hook-up Wire

UL: 80°C, 150V, VW-1

CSA: 80°C, 150V, AWM I A/B

MIL-W-16878/1: 105°C, 600V



IEWC Part Number	AWG	Stranding	Nominal Insulation Thickness		Nominal O.D.		Approx. Weight	
			in	mm	in	mm	lbs/1k ft	kg/km
1429/28	28	Solid	0.010	0.3	0.034	0.9	1	1
		7/36	0.010	0.3	0.036	0.9	1	1
		19/40	0.010	0.3	0.036	0.9	1	1
1429/26	26	Solid	0.010	0.3	0.038	1.0	1	1
		7/34	0.010	0.3	0.040	1.0	1	1
		19/38	0.010	0.3	0.04	1.0	2	3
1429/24	24	Solid	0.010	0.3	0.042	1.1	2	3
		7/32	0.010	0.3	0.045	1.1	2	3
		19/36	0.010	0.3	0.045	1.1	2	3
1429/22	22	Solid	0.010	0.3	0.047	1.2	3	5
		7/.0096	0.010	0.3	0.051	1.3	3	5
		19/34	0.010	0.3	0.052	1.3	3	5
1429/20	20	Solid	0.010	0.3	0.054	1.4	4	6
		7/28	0.010	0.3	0.059	1.5	5	7
		10/30	0.010	0.3	0.058	1.5	5	7
		19/32	0.010	0.3	0.060	1.5	5	7
1429/18	18	Solid	0.010	0.3	0.062	1.6	6	9
		7/.0152	0.010	0.3	0.066	1.7	6	9
		16/30	0.010	0.3	0.069	1.8	6	9
		19/.0092	0.010	0.3	0.066	1.7	6	9
1429/16	16	Solid	0.010	0.3	0.073	1.9	9	14
		19/.0117	0.010	0.3	0.078	2.0	9	14
		26/30	0.010	0.3	0.082	2.1	9	14

Notes

- Soft-annealed, tinned copper conductor
- Irradiated cross-linked polyvinyl chloride (XLPVC) insulation
- RoHS Compliant
- A variety of insulation colors available

Alternative Constructions

- Temperature rating down to -55°C

Available Certifications

UL: 1534, 1536
CSA: FT1

Applications

For use in automotive, electronic and appliance applications. Rated for continuous use up to 80°C. Rated for a 300V peak in electrical circuits.

Irradiated XLPVC - Type 1430/1557 (REW)

Irradiated Hook-up Wire

UL: 105°C, 300V, VW-1

CSA: 105°C, 300V

MIL-W-16878/2: 105°C, 1000V



IEWC Part Number	AWG	Stranding	Nominal Insulation Thickness		Nominal O.D.		Approx. Weight		UL Type	CSA Type
			in	mm	in	mm	lbs/1k ft	kg/km		
1430/28	28	7/36	0.016	0.4	0.049	1.2	2	3	1430	REW I A/B
		Solid	0.016	0.4	0.05	1.3	2	3	1430	REW I A/B
1430/26	26	7/34	0.016	0.4	0.051	1.3	2	3	1430	REW I A/B
		19/38	0.016	0.4	0.053	1.3	2	3	1430	REW I A/B
1430/24	24	Solid	0.016	0.4	0.054	1.4	2	3	1430	REW I A/B
		7/32	0.016	0.4	0.056	1.4	3	4	1430	REW I A/B
1430/22	22	19/36	0.016	0.4	0.057	1.4	3	4	1430	REW I A/B
		Solid	0.016	0.4	0.059	1.5	3	4	1430	REW I A/B
1430/20	20	7/.0096	0.016	0.4	0.062	1.6	4	5	1430	REW I A/B
		19/34	0.016	0.4	0.063	1.6	4	5	1430	REW I A/B
1430/18	18	Solid	0.016	0.4	0.066	1.7	4	5	1430	REW I A/B
		7/28	0.016	0.4	0.070	1.8	5	7	1430	REW I A/B
1430/16	16	10/30	0.016	0.4	0.071	1.8	5	7	1430	REW I A/B
		19/32	0.016	0.4	0.071	1.8	5	7	1430	REW I A/B
1430/16	16	Solid	0.016	0.4	0.074	1.9	7	10	1430	REW I A/B
		7/.0152	0.016	0.4	0.077	2.0	7	10	1430	REW I A/B
1430/16	16	16/30	0.016	0.4	0.077	2.0	7	10	1430	REW I A/B
		19/30	0.016	0.4	0.082	2.1	7	10	1430	REW I A/B
1430/16	16	Solid	0.016	0.4	0.085	2.2	10	15	1430	REW I A/B
		19/.0117	0.016	0.4	0.092	2.3	10	15	1430, 1557	REW I A/B
		26/30	0.016	0.4	0.092	2.3	10	15	1430	REW I A/B

Notes

- Soft-annealed, tinned copper conductor
- Irradiated cross-linked polyvinyl chloride (XLPVC) insulation
- RoHS Compliant
- A variety of insulation colors available

Alternative Constructions

- Temperature rating down to -55°C

Applications

For use in automotive, electronic and appliance applications. Rated for continuous use up to 105°C. Rated for a 600V peak in electrical circuits.

ETFE - Type 1516

Tefzel® Hook-up Wire

UL: 105°C



IEWC Part Number	AWG	Stranding	Nominal Insulation Thickness		Nominal O.D.		Approx. Weight	
			in	mm	in	mm	lbs/1k ft	kg/km
1516/32	32	7/40	0.004	0.1	0.022	0.6	0	1
1516/30	30	Solid	0.004	0.1	0.023	0.6	1	1
		7/38	0.004	0.1	0.025	0.6	1	1
1516/28	28	Solid	0.004	0.1	0.026	0.7	1	1
		7/36	0.004	0.1	0.028	0.7	1	1
1516/26	26	Solid	0.004	0.1	0.029	0.7	1	2
		7/34	0.004	0.1	0.032	0.8	1	2
		19/38	0.004	0.1	0.032	0.8	1	2
1516/24	24	Solid	0.004	0.1	0.033	0.8	2	3
		7/32	0.004	0.1	0.037	0.9	2	3
		19/36	0.004	0.1	0.037	0.9	2	3
1516/22	22	Solid	0.004	0.1	0.039	1.0	3	4
		7/30	0.004	0.1	0.044	1.1	3	4
		19/34	0.004	0.1	0.044	1.1	3	4
1516/20	20	Solid	0.004	0.1	0.045	1.1	4	6
		7/28	0.004	0.1	0.051	1.3	4	6
		19/32	0.004	0.1	0.051	1.3	4	7

Tefzel is a registered trademark of DuPont Corporation

Notes

- Soft-annealed, tinned copper conductor
- Ethylene tetrafluoroethylene (ETFE) insulation
- A variety of insulation colors available

Alternative Constructions

- Soft-annealed, nickel-plated copper conductor
- Soft-annealed, silver-plated copper conductor
- Soft-annealed, high-strength, nickel-plated copper alloy conductor
- Soft-annealed, high-strength, silver-plated copper alloy conductor

Applications

For use in electronic and appliance applications. Rated for continuous use up to 105°C.

ETFE - Type 1523

Tefzel® Hook-up Wire

UL: 105°C



IEWC Part Number	AWG	Stranding	Nominal Insulation Thickness		Nominal O.D.		Approx. Weight	
			in	mm	in	mm	lbs/1k ft	kg/km
1523/32	32	7/40	0.005	0.1	0.022	0.6	1	1
1523/30	30	Solid	0.005	0.1	0.023	0.6	1	1
		7/38	0.005	0.1	0.025	0.6	1	1
1523/28	28	Solid	0.005	0.1	0.026	0.7	1	1
		7/36	0.005	0.1	0.028	0.7	1	1
		Solid	0.005	0.1	0.029	0.7	1	2
1523/26	26	7/34	0.005	0.1	0.032	0.8	1	2
		19/38	0.005	0.1	0.032	0.8	1	2
		Solid	0.005	0.1	0.033	0.8	2	3
1523/24	24	7/32	0.005	0.1	0.037	0.9	2	3
		19/36	0.005	0.1	0.037	0.9	2	3
		Solid	0.005	0.1	0.039	1.0	3	4
1523/22	22	7/30	0.005	0.1	0.044	1.1	3	4
		19/34	0.005	0.1	0.044	1.1	3	4
		Solid	0.005	0.1	0.045	1.1	4	6
1523/20	20	7/28	0.005	0.1	0.051	1.3	4	6
		19/32	0.005	0.1	0.051	1.3	4	7

Tefzel is a registered trademark of DuPont Corporation

Notes

- Soft-annealed, tinned copper conductor
- Ethylene tetrafluoroethylene (ETFE) insulation
- A variety of insulation colors

Alternative Constructions

- Soft-annealed, nickel-plated copper conductor
- Soft-annealed, silver-plated copper conductor
- Soft-annealed, high-strength, nickel-plated copper alloy conductor
- Soft-annealed, high-strength, silver-plated copper alloy conductor

Applications

For use in electronic and appliance applications. Rated for continuous use up to 105°C.

Neoprene - Type 3044 (CL902)

Motor Lead Wire

UL: 90°C, 300V

CSA: 90°C, 300V



IEWC Part Number	AWG	Stranding	Nominal Insulation Thickness		Nominal O.D.		Approx. Weight	
			in	mm	in	mm	lbs/1k ft	kg/km
3044/20	20	10/30	0.030	0.8	0.100	2.5	10	15
3044/18	18	16/30	0.030	0.8	0.109	2.8	12	18
3044/16	16	26/30	0.030	0.8	0.122	3.1	16	24

Notes

- Soft-annealed, tinned copper conductor
- Neoprene insulation
- Standard insulation color: black

Applications

For use in electric motor & generator applications. Rated for continuous use up to 90°C.

Neoprene - Type 3046/3048/3049

Motor Lead Wire

UL: 90°C, 600V



IEWC Part Number	AWG	Stranding	Nominal Insulation Thickness		Nominal O.D.		Approx. Weight		UL Type
			in	mm	in	mm	lbs/1 k ft	kg/km	
3046/18	18	16/30	0.045	1.1	0.142	3.6	17	25	3046
3046/16	16	26/30	0.045	1.1	0.155	3.9	22	33	3046
3046/14	14	41/30	0.045	1.1	0.169	4.3	27	40	3046
3046/12	12	65/30	0.045	1.1	0.190	4.8	40	60	3046
3046/10	10	65/28	0.045	1.1	0.209	5.3	52	77	3046
3048/08	8	84/27	0.060	1.5	0.285	7.2	95	141	3048
3048/06	6	84/25	0.060	1.5	0.343	8.7	133	198	3048
3048/04	4	105/24	0.060	1.5	0.399	10.1	208	310	3048
3048/02	2	163/24	0.060	1.5	0.454	11.5	277	412	3048
3049/01	1	210/24	0.080	2.0	0.557	14.1	394	586	3049
3049/1/0	1/0	262/24	0.080	2.0	0.607	15.4	467	695	3049
3049/2/0	2/0	504/26	0.080	2.0	0.668	17.0	566	842	3049

Notes

- Soft-annealed, tinned copper conductor
- Neoprene insulation
- Standard jacket color: black

Available Certifications

UL: 3039, VW-1
CSA: CL903

Applications

For use in electric motor & generator and appliance applications. Rated for continuous use up to 90°C.

Silicone/Fiberglass - Type SRML 3068/SFF-1 (SEWF-1)

Silicone Rubber Motor Lead Wire

UL: 150°C, 300V

CSA: 150°C, 300V, FT2



IEWC Part Number	AWG	Stranding	Nominal Insulation Thickness		Nominal O.D.		Approx. Weight		UL Type	CSA Type
			in	mm	in	mm	lbs/1k ft	kg/km		
SFF1/24*/3068	24	7/32	0.015	0.4	0.068	1.7	4	6	3068	SEWF-1, AWM I A/B
SFF1/22*/3068	22	7/30	0.015	0.4	0.074	1.9	5	7	3068	SEWF-1, AWM I A/B
SFF1/20*/3068	20	7/28	0.015	0.4	0.080	2.0	7	10	3068	SEWF-1, AWM I A/B
SFF1/18*/3068	18	16/30	0.015	0.4	0.087	2.2	8	12	3068, SFF-1	SEWF-1, AWM I A/B
SFF1/16*/3068	16	26/30	0.015	0.4	0.097	2.5	13	19	3068	SEWF-1, AWM I A/B

Notes

- Soft-annealed, tinned copper conductor
- Extruded silicone rubber insulation
- Fiberglass braided jacket with high temperature finish
- RoHS Compliant
- A variety of jacket colors available

Alternative Constructions

- Soft-annealed, nickel-plated conductor

Available Certifications

UL: VW-1

Applications

For use in food processing, heating & cooling, oven & furnace, electric motor & generator and appliance applications. Rated for continuous use up to 150°C.

Silicone/Fiberglass - Type SRML 3069/3070/3101/3127 (SEWF-2)

Silicone Rubber Motor Lead Wire

UL: 150°C, 600V

CSA: 150°C, 600V, FT2



IEWC Part Number	AWG	Stranding	Nominal Insulation Thickness		Nominal O.D.		Approx. Weight		UL Type	CSA Type
			in	mm	in	mm	lbs/1k ft	kg/km		
SRML24*/3069	24	7/32	0.030	0.8	0.100	2.5	6	9	3069, 3231	SEWF-2, AWM I A/B
SRML22*/3069	22	7/30	0.030	0.8	0.106	2.7	7	10	3069, 3231	SEWF-2, AWM I A/B
SRML20*/3069	20	7/28	0.030	0.8	0.112	2.8	9	13	3069, 3231	SEWF-2, AWM I A/B
SRML18*/3070	18	16/30	0.030	0.8	0.106	2.7	12	18	3070, 3231	SEWF-2
SRML16*/3070	16	26/30	0.030	0.8	0.117	3.0	15	22	3070, 3231	SEWF-2
SRML14*/3070	14	41/30	0.030	0.8	0.132	3.4	21	31	3070, 3231	SEWF-2
SRML12*/3070	12	65/30	0.030	0.8	0.155	3.9	29	43	3070, 3231	SEWF-2
SRML10*/3101	10	105/30	0.045	1.1	0.207	5.3	49	73	3101, 3231	SEWF-2
SRML08*/3127	8	133/29	0.060	1.5	0.299	7.6	87	129	3127, 3231	SEWF-2
SRML06*/3127	6	133/27	0.060	1.5	0.355	9.0	124	185	3127, 3231	SEWF-2, AWM I A/B

Notes

- Soft-annealed, tinned copper conductor
- Extruded silicone rubber insulation
- Fiberglass braided jacket with high temperature finish
- RoHS Compliant
- A variety of braid colors available

Alternative Constructions

- Soft-annealed, nickel-plated conductor

Available Certifications

UL: SFF-2, VW-1

Applications

For use in food processing, heating & cooling, oven & furnace, electric motor & generator and appliance applications. Rated for continuous use up to 150°C.

Silicone - Type 3123 (AWM)

Mercury Switch Wire, Braidless Silicone Rubber

UL: 150°C, 600V

CSA: 150°C, 600V, AWM I A, FT2



IEWC Part Number	AWG	Stranding	Nominal Insulation Thickness		Nominal O.D.		Approx. Weight	
			in	mm	in	mm	lbs/1k ft	kg/km
3123/20	20	105/40	0.030	0.8	0.103	2.6	8	12
3123/18	18	168/40	0.030	0.8	0.108	2.7	9	14
3123/17	17	210/40	0.030	0.8	0.118	3.0	12	18

Notes

- Soft-annealed, tinned copper conductor
- Extruded silicone rubber insulation
- A variety of insulation colors available

Applications

Rated for continuous use from -55°C up to 150°C.

XLPE - Type 3173/3195/3196 (CL1251)

Appliance Wire

UL: 125°C, 600V

CSA: 125°C, 600V, FT2



IEWC Part Number	AWG	Stranding	Nominal Insulation Thickness		Nominal O.D.		Approx. Weight		UL Type	CSA Type
			in	mm	in	mm	lbs/1k ft	kg/km		
3173/22	22	7/0096	0.030	0.8	0.090	2.3	6	9	3173	AWM I A/B
3173/20	20	10/30	0.030	0.8	0.103	2.6	7	18	3173	AWM I A/B
3173/18	18	7/0152	0.030	0.8	0.102	2.6	10	15	3173	AWM I A/B
		16/30	0.030	0.8	0.110	2.8	10	15	3173	AWM I A/B
3173/16	16	7/0192	0.030	0.8	0.116	2.9	14	20	3173	AWM I A/B
		26/30	0.030	0.8	0.121	3.1	14	20	3173	AWM I A/B
3173/14	14	7/0242	0.030	0.8	0.127	3.2	20	29	3173	AWM I A/B
		19/0147	0.030	0.8	0.136	3.5	20	29	3173	AWM I A/B
		41/30	0.030	0.8	0.138	3.5	20	29	3173	AWM I A/B
3173/12	12	7/0305	0.030	0.8	0.145	3.7	28	42	3173	AWM I A/B
		19/0185	0.030	0.8	0.153	3.9	26	39	3173	AWM I A/B
		65/30	0.030	0.8	0.157	4.0	28	42	3173	AWM I A/B
3173/10	10	Solid	0.030	0.8	0.164	4.2	38	57	3173	AWM I A/B
		7/0385	0.030	0.8	0.170	4.3	43	64	3173	AWM I A/B
		105/30	0.030	0.8	0.187	4.7	43	64	3173	AWM I A/B
3195/08	8	19/UL Combo	0.047	1.2	0.246	6.2	75	112	3195	AWM I A/B
		133/29	0.047	1.2	0.262	6.7	75	112	3195	AWM I A/B
3196/06	6	133/27	0.060	1.5	0.337	8.6	110	164	3196	AWM I A/B
3196/04	4	133/25	0.060	1.5	0.392	10.0	178	265	3196	AWM I A/B
3196/02	2	133/23	0.060	1.5	0.471	12.0	292	435	3196	AWM I A/B
		259/26	0.060	1.5	0.471	12.0	272	405	3196	AWM I A/B

Notes

- Soft-annealed, tinned copper conductor
- Chemically cross-linked polyethylene (XLPE) insulation
- A variety of insulation colors available

Alternative Options

- Soft-annealed, bare copper conductor

Available Certifications

UL: SIS
RoHS Compliant

Applications

For use in electric motor & generator, switchgear and appliance applications. Rated for continuous use up to 125°C.

CSPE (Hypalon®) - Type 3190 (CL1052)

Appliance, Transformer and Motor Lead Wire

UL: 105°C, 80°C Oil, 300V

CSA: 105°C, 300V



IEWC Part Number	AWG	Stranding	Nominal Insulation Thickness		Nominal O.D.		Approx. Weight	
			in	mm	in	mm	lbs/1k ft	kg/km
HYPL22	22	7/30	0.030	0.8	0.093	2.4	8	12
HYPL20	20	10/30	0.030	0.8	0.100	2.5	9	13
HYPL18	18	16/30	0.030	0.8	0.110	2.8	11	16
HYPL16	16	26/30	0.030	0.8	0.124	3.1	15	22

Hypalon is a registered trademark of DuPont Corporation

Notes

- Soft-annealed, tinned copper conductor
- Chlorosulfonated polyethylene (CSPE) insulation
- A variety of insulation colors available

Applications

For use in automotive, control panel, electric motor & generator, switchgear and appliance applications. Rated for continuous use up to 80°C in oil and 105°C dry.

CSPE (Hypalon®) - Type 3191/3192/3193 (CL1052/CL1053)

Appliance, Transformer and Motor Lead Wire

UL: 105°C, 80°C Oil, 600V

CSA: 105°C, 300V/600V



IEWC Part Number	AWG	Stranding	Nominal Insulation Thickness		Nominal O.D.		Approx. Weight		UL Type	CSA Type
			in	mm	in	mm	lbs/1k ft	kg/km		
HYP18	18	16/30	0.045	1.1	0.142	3.6	14	21	3191	CL1053
HYP16	16	26/30	0.045	1.1	0.165	4.2	19	28	3191	CL1053
HYP14	14	41/30	0.045	1.1	0.167	4.2	25	37	3191	CL1053
HYP12	12	65/30	0.045	1.1	0.200	5.1	34	51	3191	CL1053
HYP10	10	65/28	0.045	1.1	0.209	5.3	50	74	3191	CL1052
HYP08	8	84/27	0.060	1.5	0.298	7.6	88	131	3192	CL1052
HYP06	6	84/25	0.060	1.5	0.343	8.7	136	202	3192	CL1052
HYP04	4	105/24	0.060	1.5	0.399	10.1	194	289	3192	CL1052
HYP03	3	133/24	0.060	1.5	0.420	10.7	236	351	3192	CL1052
HYP02	2	163/24	0.060	1.5	0.454	11.5	278	414	3192	CL1052
HYP01	1	210/24	0.080	2.0	0.557	14.1	388	577	3193	CL1052
HYP1/0	1/0	262/24	0.080	2.0	0.607	15.4	459	683	3193	CL1052
HYP2/0	2/0	504/26	0.080	2.0	0.668	17.0	529	787	3193	CL1052
HYP3/0	3/0	630/26	0.080	2.0	0.732	18.6	661	984	3193	CL1052
HYP4/0	4/0	805/26	0.080	2.0	0.819	20.8	823	1225	3193	CL1052

Hypalon is a registered trademark of DuPont Corporation

Notes

- Soft-annealed, tinned copper conductor
- Chlorosulfonated polyethylene insulation (CSPE)
- CSA: CL1052 300V, CL1053 600V
- A variety of insulation colors available

Applications

For use in automotive, control panel, electric motor & generator, switchgear and appliance applications. Rated for continuous use up to 80°C in oil and 105°C dry.

Silicone - Type 3212/3213/3214 (AWM)

Appliance and Motor Lead Wire, Braidless Silicone Rubber

UL: 150°C, 600V

CSA: 150°C, 600V, FT2



IEWC Part Number	AWG	Stranding	Nominal Insulation Thickness		Nominal O.D.		Approx. Weight		UL Type	CSA Type
			in	mm	in	mm	lbs/1k ft	kg/km		
3212/22	22	7/30	0.047	1.2	0.124	3.1	8	12	3212	AWM I A
3212/20	20	7/28	0.047	1.2	0.130	3.3	10	14	3212	AWM I A
3212/18	18	16/30	0.047	1.2	0.139	3.5	12	18	3212	AWM I A
3212/16	16	26/30	0.047	1.2	0.149	3.8	16	24	3212	AWM I A
3212/14	14	41/30	0.047	1.2	0.165	4.2	22	33	3212	AWM I A
3212/12	12	65/30	0.047	1.2	0.181	4.6	30	45	3212	AWM I A
3212/10	10	105/30	0.047	1.2	0.204	5.2	44	66	3212	AWM I A
3213/08	8	133/29	0.063	1.6	0.285	7.2	75	111	3213	AWM I A
3213/06	6	133/27	0.063	1.6	0.331	8.4	110	164	3213	AWM I A
3213/04	4	133/25	0.063	1.6	0.380	9.7	164	244	3213	AWM I A/B
3213/02	2	259/26	0.063	1.6	0.451	11.5	250	372	3213	AWM I A/B
3214/01	1	259/25	0.081	2.1	0.519	13.2	321	478	3214	AWM I A/B
3214/1/0	1/0	259/24	0.081	2.1	0.582	14.8	399	593	3214	AWM I A/B
3214/2/0	2/0	259/23	0.081	2.1	0.622	15.8	491	730	3214	AWM I A/B
3214/3/0	3/0	259/22	0.081	2.1	0.668	17.0	606	902	3214	AWM I A/B
3214/4/0	4/0	259/21	0.081	2.1	0.732	18.6	753	1,120	3214	AWM I A/B

Notes

- Soft-annealed, tinned copper conductor
- Extruded silicone rubber insulation
- RoHS Compliant
- A variety of insulation colors available

Alternative Constructions

- Soft-annealed, nickel-plated copper conductor

Available Certifications

UL: VW-1

Applications

For use in electric motor & generator and appliance applications. Rated for continuous use from -60°C up to 150°C.

Irradiated XLPE (Flexrad® 125, Exar® 150) - Type 3265 (AWM)

Appliance Wire

UL: 125°C, 150V, VW-1

CSA: 125°C, 150V, AWM I A



IEWC Part Number	AWG	Stranding	Nominal Insulation Thickness		Nominal O.D.		Approx. Weight	
			in	mm	in	mm	lbs/1k ft	kg/km
3265/30	30	7/38	0.011	0.3	0.032	0.8	1	2
3265/28	28	7/36	0.011	0.3	0.036	0.9	1	2
3265/26	26	7/34	0.011	0.3	0.040	1.0	1	2
		19/38	0.011	0.3	0.040	1.0	2	3
3265/24	24	7/32	0.011	0.3	0.045	1.1	2	3
		19/36	0.011	0.3	0.045	1.1	2	3
3265/22	22	7/30	0.011	0.3	0.051	1.3	3	4
		19/34	0.011	0.3	0.052	1.3	3	4
3265/20	20	7/28	0.011	0.3	0.059	1.5	4	6
		19/32	0.011	0.3	0.060	1.5	5	7
3265/18	18	7/.0152	0.011	0.3	0.066	1.7	6	9
		16/30	0.011	0.3	0.066	1.7	6	9
		19/30	0.011	0.3	0.070	1.8	6	9
3265/16	16	26/30	0.011	0.3	0.078	2.0	9	14

Flexrad is a registered trademark of Judd Wire

Exar is a registered trademark of Champlain Cable

Notes

- Soft-annealed, tinned copper conductor
- Irradiated cross-linked polyethylene (XLPE) insulation
- RoHS Compliant
- A variety of insulation colors available

Alternative Constructions

- Topcoat conductor
- Overcoat conductor

Available Certifications

MIL-W-16878/14
IEEE 383

Applications

For use in electric motor & generator, electronic, heating & cooling, switchgear and appliance applications. Rated for continuous use from -65°C up to 125°C.

Irradiated XLPE (Flexrad® 125, Exar® 400) - Type 3266 (AWM)

Appliance Wire

UL: 125°C, 300V, VW-1

CSA: 125°C, 300V, AWM I A/B



IEWC Part Number	AWG	Stranding	Nominal Insulation Thickness		Nominal O.D.		Approx. Weight	
			in	mm	in	mm	lbs/1k ft	kg/km
3266/26	26	Solid	0.016	0.4	0.050	1.3	2	3
		7/34	0.016	0.4	0.051	1.3	2	3
		19/38	0.016	0.4	0.052	1.3	2	3
3266/24	24	Solid	0.016	0.4	0.054	1.4	2	3
		7/32	0.016	0.4	0.056	1.4	2	3
		19/36	0.016	0.4	0.057	1.4	2	3
3266/22	22	Solid	0.016	0.4	0.059	1.5	3	4
		7/30	0.016	0.4	0.062	1.6	4	5
		19/34	0.016	0.4	0.064	1.6	4	5
3266/20	20	Solid	0.016	0.4	0.066	1.7	5	8
		7/28	0.016	0.4	0.070	1.8	5	8
		19/32	0.016	0.4	0.072	1.8	5	8
3266/18	18	Solid	0.016	0.4	0.074	1.9	7	10
		7/26	0.016	0.4	0.080	2.0	7	10
		16/30	0.016	0.4	0.080	2.0	7	10
		19/30	0.016	0.4	0.082	2.1	7	10
3266/16	16	19/.0117	0.016	0.4	0.089	2.3	10	16
		26/30	0.016	0.4	0.092	2.3	10	16
3266/14	14	19/.0147	0.016	0.4	0.106	2.7	16	23
		41/30	0.016	0.4	0.107	2.7	16	23
3266/12	12	19/.0185	0.016	0.4	0.127	3.2	24	35
		65/30	0.016	0.4	0.127	3.2	24	35
3266/10	10	37/.0167	0.016	0.4	0.151	3.8	38	56
		105/30	0.016	0.4	0.154	3.9	38	56

Flexrad is a registered trademark of Judd Wire
Exar is a registered trademark of Champlain Cable

Notes

- Soft-annealed, tinned copper conductor
- Irradiated cross-linked polyethylene (XLPE) insulation
- RoHS Compliant
- A variety of insulation colors available

Alternative Constructions

- Topcoat conductor
- Overcoat conductor

Available Certifications

CSA: CL1252
MIL-W-16878F/15
LOCA Class 1E
ICEA 40 years at 90°C and 200 megarads
IEEE 383
Meets 10 CFR 50 Appendix B Quality Assurance for Nuclear Power Plants

Applications

For use in electric motor & generator, power plant, switchgear, appliance and underground applications. Rated for continuous use up to 125°C.

Irradiated XLPE (Flexrad® 125, Exar® 400) - Type 3271 (AWM)

Hook-up Wire

UL: 125°C, 600V, VW-1

CSA: 125°C, 600V



IEWC Part Number	AWG	Stranding	Nominal Insulation Thickness		Nominal O.D.		Approx. Weight		UL Type	CSA Type
			in	mm	in	mm	lbs/1k ft	kg/km		
3271/26	26	7/34	0.030	0.8	0.082	2.1	4	6	3271	AWM I A
		19/38	0.030	0.8	0.083	2.1	4	6	3271	AWM I A
3271/24	24	7/32	0.030	0.8	0.087	2.2	5	7	3271	AWM I A
		19/36	0.030	0.8	0.088	2.2	5	7	3271	AWM I A
3271/22	22	7/30	0.030	0.8	0.093	2.4	6	9	3271	AWM I A
		19/34	0.030	0.8	0.095	2.4	6	9	3271, XHHW, RHH, RHW, SIS	AWM I A
3271/20	20	7/28	0.030	0.8	0.101	2.6	8	12	3271	AWM I A
		19/32	0.030	0.8	0.103	2.6	8	12	3271, XHHW, RHH, RHW, SIS	AWM I A
3271/18	18	7/26	0.030	0.8	0.111	2.8	10	14	3271	AWM I A
		19/30	0.030	0.8	0.113	2.9	10	14	3271, XHHW, RHH, RHW, SIS	AWM I A
3271/16	16	19/.0117	0.030	0.8	0.120	3.0	13	19	3271	AWM I A
		26/30	0.030	0.8	0.123	3.1	13	20	3271, XHHW, RHH, RHW, SIS	AWM I A
3271/14	14	19/.0147	0.030	0.8	0.134	3.4	18	27	3271	AWM I A
		41/30	0.030	0.8	0.133	3.4	18	27	3271, XHHW, RHH, RHW, SIS	AWM I A
3271/12	12	19/.0185	0.030	0.8	0.154	3.9	27	40	3271	AWM I A
		65/30	0.030	0.8	0.156	4.0	28	41	3271, XHHW, RHH, RHW, SIS	AWM I A
3271/10	10	37/.0167	0.030	0.8	0.179	4.5	41	61	3271	AWM I A
		105/30	0.030	0.8	0.182	4.6	41	61	3271, XHHW, RHH, RHW, SIS	AWM I A
3271/08	8	133/.011	0.045	1.1	0.261	6.6	70	105	3271, XHHW, RHH, RHW, SIS	AWM I A
3271/06	6	133/.0141	0.060	1.5	0.341	8.7	114	170	3271, XHHW, RHH, RHW, SIS	AWM I A
3271/04	4	133/.0177	0.060	1.5	0.392	10.0	172	256	3271, XHHW, RHH, RHW, SIS	AWM I A
3271/02	2	259/25	0.060	1.5	0.445	11.3	256	382	3271, XHHW, RHH, RHW, SIS	AWM I A
		665/30	0.060	1.5	0.456	11.6	256	381	3271	AWM I A
3271/01	1	259/25	0.060	1.5	0.492	12.5	316	471	3271, XHHW, RHH, RHW, SIS	AWM I A
3271/1/0	1/0	259/24	0.080	2.0	0.588	14.9	413	615	3271, XHHW, RHH, RHW, SIS	AWM I A
3271/2/0	2/0	259/23	0.080	2.0	0.629	16.0	533	793	3271, XHHW, RHH, RHW, SIS	AWM I A
3271/3/0	3/0	259/22	0.080	2.0	0.684	17.4	629	936	3271, XHHW, RHH, RHW, SIS	AWM I A
3271/4/0	4/0	259/21	0.080	2.0	0.750	19.1	775	1153	3271, XHHW, RHH, RHW, SIS	AWM I A

Flexrad is a registered trademark of Judd Wire
Exar is a registered trademark of Champlain Cable

Notes

- Soft-annealed, tinned copper conductor
- Irradiated cross-linked polyethylene (XLPE) insulation
- A variety of insulation colors available

Alternative Options

- Topcoat conductor
- Overcoat conductor

Available Certifications

CSA: CL1251
MIL-W-16878F/16
LOCA Class 1E
ICEA 40 years at 90°C for 200 megarads
IEEE 383
Meets 10 CFR 50 Appendix B Quality Assurance for Nuclear Power Plants

Applications

For use in electric motor & generator, electronic, nuclear, power plant, switchgear, appliance and underground applications. Rated for continuous use up to 125°C.

EPDM - Type 3284 (AWM, CL1254)

Motor Lead and Internal Appliance Wire

UL: 125°C, 600V

CSA: 125°C, 600V, AWM I A/B, FT2



IEWC Part Number	AWG	Stranding	Nominal Insulation Thickness		Nominal O.D.		Approx. Weight	
			in	mm	in	mm	lbs/1k ft	kg/km
3284/18	18	16/30	0.045	1.1	0.138	3.5	10	15
3284/16	16	26/30	0.045	1.1	0.154	3.9	14	21
3284/14	14	41/30	0.045	1.1	0.169	4.3	20	30
3284/12	12	65/30	0.045	1.1	0.188	4.8	29	43
3284/10	10	105/30	0.060	1.5	0.241	6.1	54	80
3284/08	8	133/29	0.080	2.0	0.330	8.4	75	112
3284/06	6	133/27	0.080	2.0	0.380	9.7	114	170
3284/04	4	133/25	0.080	2.0	0.446	11.3	168	250
3284/02	2	266/26	0.080	2.0	0.496	12.6	261	388
3284/01	1	817/30	0.095	2.4	0.564	14.3	348	518
3284/1/0	1/0	1045/30	0.095	2.4	0.610	15.5	423	629
3284/2/0	2/0	1330/30	0.095	2.4	0.667	16.9	522	777
3284/3/0	3/0	1672/30	0.095	2.4	0.714	18.1	642	955
3284/4/0	4/0	2109/30	0.095	2.4	0.790	20.1	792	1,178

Notes

- Soft-annealed, tinned copper conductor
- Ethylene propylene diene monomer (EPDM) insulation
- Standard insulation colors: black and red

Applications

For use in electric motor & generator and appliance applications. Rated for continuous use up to 125°C.

Irradiated XLPE (Exar® SFX, Flexrad® 150) - Type 3289 (AWM)

Appliance Wire

UL: 150°C, 600V

CSA: 150°C, 600V, AWM I A/B, FT2



IEWC Part Number	AWG	Stranding	Nominal Insulation Thickness		Nominal O.D.		Approx. Weight	
			in	mm	in	mm	lbs/1k ft	lbs/1k ft
3289/30	30	19/42	0.030	0.8	0.076	1.9	4	6
3289/28	28	19/40	0.030	0.8	0.082	2.1	4	6
3289/24	24	19/36	0.030	0.8	0.093	2.4	5	7
3289/22	22	7/30	0.030	0.8	0.095	2.4	5	7
		19/34	0.030	0.8	0.094	2.4	6	9
3289/20	20	7/28	0.030	0.8	0.103	2.6	7	10
		10/30	0.030	0.8	0.100	2.5	7	11
3289/18	18	16/30	0.030	0.8	0.105	2.7	9	13
3289/16	16	26/30	0.030	0.8	0.122	3.1	13	19
3289/14	14	41/30	0.030	0.8	0.136	3.5	18	27
3289/12	12	65/30	0.030	0.8	0.150	3.8	27	39
3289/10	10	65/28	0.030	0.8	0.172	4.4	40	59
		105/30	0.030	0.8	0.184	4.7	43	64
3289/08	8	84/27	0.045	1.1	0.238	6.0	68	101
		168/30	0.047	1.2	0.243	6.2	75	112
3289/06	6	84/25	0.060	1.5	0.305	7.7	109	162
3289/04	4	133/25	0.060	1.5	0.385	9.8	166	247
3289/02	2	259/26	0.060	1.5	0.445	11.3	250	372
3289/01	1	259/25	0.060	1.5	0.492	12.5	328	487
3289/1/0	1/0	259/24	0.080	2.0	0.588	14.9	404	601
3289/2/0	2/0	259/23	0.080	2.0	0.629	16.0	500	744
3289/3/0	3/0	259/22	0.080	2.0	0.684	17.4	619	921
3289/4/0	4/0	259/21	0.080	2.0	0.750	19.1	768	1142

Exar is a registered trademark of Champlain Cable

Flexrad is a registered trademark of Judd Wire

Notes

- Soft-annealed, tinned copper conductor
- Irradiated cross-linked polyethylene (XLPE) insulation
- RoHS Compliant
- A variety of insulation colors available

Alternative Constructions

- Temperature rating down to -70°C
- Non-irradiated cross-linked polyethylene (XLPE) insulation

Available Certifications

CSA: CL1503

Applications

For use in electric motor & generator, electronic, lighting, switchgear and appliance applications. Rated for continuous use up to 150°C.

EPDM - Type 3311 (CL905)

Motor Lead and Internal Appliance Wire

UL: -40°C to 90°C, 600V

CSA: -40°C to 90°C, 600V



IEWC Part Number	AWG	Stranding	Nominal Insulation Thickness		Nominal O.D.		Approx. Weight	
			in	mm	in	mm	lbs/1k ft	kg/km
3311/08	8	133/29	0.080	2.0	0.351	8.9	90	134
3311/06	6	259/30	0.080	2.0	0.380	9.7	139	207
3311/04	4	420/30	0.080	2.0	0.424	10.8	189	281
3311/02	2	665/30	0.080	2.0	0.485	12.3	290	432
3311/01	1	840/30	0.095	2.4	0.563	14.3	350	521
3311/1/0	1/0	1064/30	0.095	2.4	0.625	15.9	460	685
3311/2/0	2/0	1330/30	0.095	2.4	0.650	16.5	536	798
3311/3/0	3/0	1672/30	0.095	2.4	0.746	18.9	663	987
3311/4/0	4/0	2109/30	0.095	2.4	0.800	20.3	820	1220

Notes

- Soft-annealed, bare copper conductor
- Ethylene propylene diene monomer (EPDM) insulation
- Standard insulation colors: black and red

Alternative Constructions

- Soft-annealed, tinned copper conductor

Applications

For use in electric motor & generator, heating & cooling and appliance applications. Rated for continuous use from -40°C up to 90°C.

XLPE - Type SIS/3320 (SIS/AWM)

Switchboard Wire

UL: 90°C, 600V, VW-1

CSA: 90°C, 600V, FT2



IEWC Part Number	AWG	Stranding	Nominal Insulation Thickness		Nominal O.D.		Approx. Weight		UL Type	CSA Type
			in	mm	in	mm	lbs/1k ft	kg/km		
SIS18	18	7/.0152	0.030	0.8	0.115	2.9	10	15	3320	AWM I A/B
		16/30	0.030	0.8	0.115	2.9	10	15	3320	AWM I A/B
SIS16	16	7/.0192	0.030	0.8	0.119	3.0	14	21	3320	AWM I A/B
		26/30	0.030	0.8	0.119	3.0	14	21	3320	AWM I A/B
SIS14	14	7/.0242	0.030	0.8	0.137	3.5	20	30	SIS	SIS
		19/.0147	0.030	0.8	0.137	3.5	20	30	SIS	SIS
		41/30	0.030	0.8	0.141	3.6	20	30	SIS	SIS
SIS12	12	7/.0305	0.030	0.8	0.160	4.1	28	34	SIS	SIS
		19/.0184	0.030	0.8	0.157	4.0	30	45	SIS	SIS
		65/30	0.030	0.8	0.160	4.1	28	34	SIS	SIS
SIS10	10	7/.0385	0.030	0.8	0.190	4.8	40	60	SIS	SIS
		19/.0234	0.030	0.8	0.181	4.6	42	63	SIS	SIS
		105/30	0.030	0.8	0.190	4.8	40	60	SIS	SIS
SIS08	8	19/.0295	0.045	1.1	0.239	6.1	75	112	SIS	SIS
		133/29	0.045	1.1	0.270	6.9	73	108	SIS	SIS
SIS06	6	19/.0372	0.060	1.5	0.313	8.0	144	214	SIS	SIS
		133/27	0.060	1.5	0.330	8.4	117	174	SIS	SIS
SIS04	4	19/.0469	0.060	1.5	0.363	9.2	200	298	SIS	SIS
		133/25	0.060	1.5	0.388	9.9	185	275	SIS	SIS
SIS02	2	133/.0223	0.060	1.5	0.453	11.5	255	379	SIS	SIS
SIS01	1	133/.0251	0.080	2.0	0.540	13.7	345	513	SIS	SIS
SIS1/0	1/0	133/.0282	0.080	2.0	0.605	15.4	425	632	SIS	SIS
SIS2/0	2/0	133/.0316	0.080	2.0	0.640	16.3	400	595	SIS	SIS
SIS3/0	3/0	259/.0254	0.080	2.0	0.705	17.9	635	945	SIS	SIS
SIS4/0	4/0	259/.0286	0.080	2.0	0.785	19.9	762	1134	SIS	SIS

Notes

- Soft-annealed tinned copper conductor
- Chemically cross-linked polyethylene (XLPE) insulation
- A variety of insulation colors available

Alternative Constructions

- Soft-annealed, bare copper conductor
- Shielded constructions

Available Certifications

UL: XHHW-2, RHH, RFH-2, FFH-2, Non-VW-1
RoHS Compliant

Applications

For use in control panel and switchgear applications. Rated for continuous use up to 90°C. Operates in wet/dry locations per NEC article 384 paragraph 310 and not useable in conduit duct or pipe per article 384-4.

XLPE - Type 3321 (AWM, CL1503)

Appliance Wire

UL: 150°C, 600V

CSA: 150°C, 600V, AWM I A, FT2



IEWC Part Number	AWG	Stranding	Nominal Insulation Thickness		Nominal O.D.		Approx. Weight	
			in	mm	in	mm	lbs/1k ft	kg/km
3321/22	22	7/30	0.030	0.8	0.092	2.3	6	9
3321/20	20	10/30	0.030	0.8	0.102	2.6	8	11
3321/18	18	7/.0152	0.030	0.8	0.102	2.6	10	14
		16/30	0.030	0.8	0.113	2.9	9	13
3321/16	16	7/.0192	0.030	0.8	0.120	3.0	14	21
		26/30	0.030	0.8	0.125	3.2	14	21
3321/14	14	7/.0242	0.030	0.8	0.138	3.5	20	30
		19/.0147	0.030	0.8	0.127	3.2	20	30
		41/30	0.030	0.8	0.142	3.6	20	30
3321/12	12	19/.0185	0.030	0.8	0.156	4.0	30	45
		65/30	0.030	0.8	0.160	4.1	30	45
3321/10	10	105/30	0.030	0.8	0.185	4.7	44	65
3321/08	8	133/29	0.045	1.1	0.262	6.7	81	121
3321/06	6	133/27	0.045	1.1	0.300	7.6	140	208

Notes

- Soft-annealed, tinned copper conductor
- Chemically cross-linked polyethylene (XLPE) insulation
- RoHS Compliant
- A variety of insulation colors available

Alternative Constructions

- Soft-annealed, bare copper conductor
- Irradiated cross-linked polyethylene (XLPE) insulation

Available Certifications

UL: 3271, 3505, XF, XFF
CSA: AWM I A/B, CL1251

Applications

For use in electric motor & generator, electronic, heating & cooling, lighting, switchgear and appliance applications. Rated for continuous use up to 150°C.

EPDM - Type 3328 (AWM, CL1255)

Internal Appliance Wire

UL: 125°C, 600V

CSA: 125°C, 600V, AWM I A/B, FT1



IEWC Part Number	AWG	Stranding	Nominal Insulation Thickness		Nominal O.D.		Approx. Weight	
			in	mm	in	mm	lbs/1k ft	kg/km
3328/18	18	16/30	0.060	1.5	0.171	4.3	20	30
3328/16	16	26/30	0.060	1.5	0.195	5.0	17	25

Notes

- Soft-annealed, tinned copper conductor
- Ethylene propylene diene monomer (EPDM) insulation
- A variety of insulation colors available

Alternative Constructions

- Soft-annealed, bare copper conductor

Available Certifications

UL: VW-1
CSA: FT2

Applications

For use in heating & cooling and appliance applications. Rated for continuous use up to 125°C.

EPDM - Type 3340/3374 (CL1254)

Motor Lead Wire

UL: 125°C, 150°C Non-flexing, 600V

125°C, 150°C Non-flexing, 600V



IEWC Part Number	AWG	Stranding	Nominal Insulation Thickness		Nominal O.D.		Approx. Weight	
			in	mm	in	mm	lbs/1k ft	kg/km
3340/18	18	16/30	0.045	1.1	0.142	3.6	13	19
3340/16	16	26/30	0.045	1.1	0.154	3.9	18	27
3340/14	14	41/30	0.045	1.1	0.169	4.3	23	34
3340/12	12	65/30	0.045	1.1	0.190	4.8	33	49
3340/10	10	65/28	0.060	1.5	0.240	6.1	52	77
		104/30	0.060	1.5	0.250	6.4	52	77
3340/08	8	84/27	0.080	2.0	0.327	8.3	95	141
		133/29	0.080	2.0	0.345	8.8	95	141
3340/06	6	84/25	0.080	2.0	0.383	9.7	135	201
		133/27	0.080	2.0	0.385	9.8	135	201
3340/04	4	105/24	0.080	2.0	0.432	11.0	187	278
		133/.0177	0.080	2.0	0.445	11.3	187	278
3340/03	3	133/24	0.080	2.0	0.453	11.5	225	335
3340/02	2	163/24	0.080	2.0	0.494	12.5	280	417
		259/26	0.080	2.0	0.500	12.7	280	417
3340/01	1	210/24	0.095	2.4	0.583	14.8	410	610
		259/25	0.095	2.4	0.585	14.9	410	610
3340/1/0	1/0	259/24	0.095	2.4	0.620	15.7	441	656
		262/24	0.095	2.4	0.633	16.1	441	656
3340/2/0	2/0	259/23	0.095	2.4	0.660	16.8	552	821
		504/26	0.095	2.4	0.698	17.7	552	821
3340/3/0	3/0	259/22	0.095	2.4	0.730	18.5	692	1,030
		630/26	0.095	2.4	0.758	19.3	692	1,030
3340/4/0	4/0	266/.0286	0.095	2.4	0.790	20.1	819	1,219
		805/26	0.095	2.4	0.849	21.6	796	1,185

Notes

- Soft-annealed, tinned copper conductor
- Ethylene propylene diene monomer (EPDM) insulation
- Standard insulation colors: black and red

Available Certifications

CSA: FT2

Applications

For use in electric motor & generator, heating & cooling and appliance applications. Rated for continuous use up to 125°C in flexing and 150°C in non-flexing applications.

Irradiated XLPE - Type 3386 (AWM)

Irradiated Hook-up Wire

UL: 105°C, 600V, VW-1

CSA: 105°C, 600V, AWM I A/B, FT1



IEWC Part Number	AWG	Stranding	Nominal Insulation Thickness		Nominal O.D.		Approx. Weight	
			in	mm	in	mm	lbs/1k ft	kg/km
3386/24	24	7/32	0.032	0.8	0.088	2.2	5	8
		19/36	0.032	0.8	0.089	2.3	6	9
3386/22	22	7/30	0.032	0.8	0.094	2.4	7	10
		19/34	0.032	0.8	0.094	2.4	7	10
3386/20	20	7/28	0.032	0.8	0.102	2.6	9	13
		19/32	0.032	0.8	0.102	2.6	9	13
3386/18	18	19/30	0.032	0.8	0.112	2.8	12	18
3386/16	16	19/.0117	0.032	0.8	0.12	3.0	14	21
		26/30	0.032	0.8	0.119	3.0	15	22
3386/14	14	19/.0147	0.032	0.8	0.134	3.4	20	30
		41/30	0.032	0.8	0.135	3.4	20	30
3386/12	12	19/.0185	0.032	0.8	0.152	3.9	29	43
		65/30	0.032	0.8	0.155	3.9	30	44
3386/10	10	37/.0167	0.032	0.8	0.181	4.6	43	64
		105/30	0.032	1.2	0.178	4.5	43	64
3386/08	8	133/29	0.047	1.6	0.260	6.6	77	114
		19/.0372	0.062	1.6	0.304	7.7	117	174
		133/27	0.062	1.6	0.334	8.5	121	180
3386/06	6	266/30	0.062	1.6	0.336	8.5	122	182
		665/34	0.062	1.6	0.338	8.6	129	192
		1050/36	0.062	1.6	0.328	8.3	122	182
		133/25	0.062	1.6	0.384	9.8	176	262
3386/04	4	1064/34	0.062	1.6	0.390	9.9	191	284
		166/36	0.062	1.6	0.414	10.5	180	268
3386/02	2	665/30	0.062	1.6	0.457	11.6	265	394
3386/1/0	1/0	259/.0202	0.082	2.1	0.578	14.7	427	635
		273/.0201	0.082	2.1	0.575	14.6	432	643
		2646/34	0.082	2.1	0.601	15.3	432	643
		4214/36	0.082	2.1	0.644	16.4	487	725

Notes

- Soft-annealed, tinned copper conductor
- Irradiated cross-linked polyethylene (XLPE) insulation
- RoHS Compliant
- Low Smoke Zero Halogen
- A variety of insulation colors available

Alternative Constructions

- Soft-annealed, bare copper conductor

Applications

For use in automotive, electronic and appliance applications. Rated for continuous use up to 105°C.

Silicone/Aramid - Type SRML-K 150°C 3410

Silicone Rubber Motor Lead Wire

UL: 150°C, 600V, VW-1



IEWC Part Number	AWG	Stranding	Nominal Insulation Thickness		Nominal O.D.		Approx. Weight	
			in	mm	in	mm	lbs/1k ft	kg/km
SRML16/3410	16	26/30	0.062	1.6	0.179	4.5	20	30
SRML14/3410	14	41/30	0.062	1.6	0.195	5.0	26	39
SRML12/3410	12	65/30	0.062	1.6	0.211	5.4	35	53
SRML10/3410	10	105/30	0.062	1.6	0.234	5.9	50	74
SRML08/3410	8	133/29	0.083	2.1	0.325	8.3	85	127
SRML06/3410	6	133/27	0.083	2.1	0.371	9.4	123	182

Notes

- Soft-annealed, tinned copper conductor
- Extruded silicone rubber insulation
- Braided aramid K-fiber jacket with a moisture, heat, and flame resistant finish
- NEMA WC-3
- IEEE-383
- Standard braid color: black

Applications

For use in electric motor & generator, food processing, heating & cooling, oven & furnace and appliance applications. Rated for continuous use up to 150°C.

CSPE (Hypalon®) - Type 3591 (CL1053)

Appliance, Transformer and Motor Lead Wire

UL: 105°C, 80°C Oil, 1000V, VW-1

CSA: 105°C, 80°C Oil, 600V, FT1



IEWC Part Number	AWG	Stranding	Nominal Insulation Thickness		Nominal O.D.		Approx. Weight		Ampacity ⁰¹	
			in	mm	in	mm	lbs/1k ft	kg/km	75°C	90°C
HYP10	10	104/30	0.060	1.5	0.250	6.4	58	86	50	55
HYP08	8	84/.0142	0.080	2.0	0.345	8.8	101	150	70	80
HYP06	6	84/.0179	0.080	2.0	0.385	9.8	145	216	95	105
HYP06		133/.0142	0.080	2.0	0.390	9.9	145	216	95	105
HYP04	4	133/.0177	0.080	2.0	0.440	11.2	205	305	125	140
HYP02	2	133/.0223	0.080	2.0	0.515	13.1	300	446	170	190
HYP02		259/.0159	0.080	2.0	0.515	13.1	300	446	170	190
HYP01	1	259/.0180	0.095	2.4	0.585	14.9	375	558	195	220
HYP1/0	1/0	259/.0202	0.095	2.4	0.635	16.1	450	670	230	260
HYP2/0	2/0	259/.0227	0.095	2.4	0.675	17.1	545	811	265	300
HYP2/0		342/.0201	0.095	2.4	0.710	18.0	548	816	265	300
HYP3/0	3/0	259/.0255	0.095	2.4	0.725	18.4	680	1012	310	350
HYP4/0	4/0	259/.0286	0.095	2.4	0.810	20.6	845	1257	360	405
HYP4/0		2109/30	0.095	2.4	0.800	20.3	845	1257	360	405
HYP250	250	259/.0311	0.011	0.3	0.890	22.6	995	1481	405	455
HYP350	350	259/.0368	0.011	0.3	1.015	25.8	1350	2009	505	570
HYP400	400	427/.0306	0.011	0.3	1.065	27.1	1525	2269	545	615
HYP500	500	259/.0439	0.011	0.3	1.175	29.8	1865	2775	620	700
HYP500		427/.0342	0.011	0.3	1.165	29.6	1865	2775	620	700

Hypalon is a registered trademark of DuPont Corporation

⁰¹ Ampacities are for general use of 105°C conductor with ambient temperature @ 30°C

Notes

- Soft-annealed, tinned copper conductor
- Chlorosulfonated polyethylene (CSPE) insulation
- RoHS Compliant
- Standard insulation color: black

Available Certifications

UL: 3309

Applications

For use in automotive, control panel, electric motor & generator, switchgear, and appliance applications. Rated for continuous use up to 80°C in oil and 105°C dry.

EPDM - Type 3340/3374/3614 (AWM, CL1503)

Motor Lead Wire

UL: 125°C, 150°C Non-flexing, 1000V

CSA: 125°C, 1000V, AWM I A/B, FT2



IEWC Part Number	AWG	Stranding	Nominal Insulation Thickness		Nominal O.D.		Approx. Weight	
			in	mm	in	mm	lbs/1k ft	kg/km
3614/20	20	10/30	0.045	1.1	0.131	3.3	10	15
3614/14	14	41/30	0.045	1.1	0.170	4.3	23	34
3614/12	12	65/30	0.045	1.1	0.191	4.9	33	49
3614/10	10	105/30	0.045	1.1	0.222	5.6	54	80
3614/08	8	133/29	0.060	1.5	0.310	7.9	85	126
3614/06	6	133/27	0.060	1.5	0.352	8.9	123	183
3614/04	4	133/25	0.060	1.5	0.400	10.2	178	265
3614/03	3	133/24	0.060	1.5	0.451	11.5	217	323
3614/02	2	266/26	0.060	1.5	0.471	12.0	260	387
3614/2/0	2/0	1330/30	0.080	2.0	0.680	17.3	525	781
3614/4/0	4/0	2109/30	0.080	2.0	0.780	19.8	798	1,187

Notes

- Soft-annealed, tinned copper conductor
- Ethylene propylene diene monomer (EPDM) insulation
- Standard insulation colors: black and red

Applications

For use in electric motor & generator, heating & cooling and appliance applications. Rated for continuous use up to 125°C in flexing and 150°C in non-flexing applications.

ETFE (Tefzel® 750) - Type 10109 (AWM)

Tefzel® Hook-up Wire

UL: 200°C, 300V

CSA: 200°C, 300V, AWM I A/B, FT1



IEWC Part Number	AWG	Stranding	Nominal Insulation Thickness		Nominal O.D.		Approx. Weight	
			in	mm	in	mm	lbs/1k ft	kg/km
10109/24	24	7/32	0.006	0.2	0.036	0.9	2	3
10109/22	22	7/30	0.006	0.2	0.042	1.1	2	3
10109/20	20	7/28	0.006	0.2	0.050	1.3	4	6
10109/18	18	7/26	0.006	0.2	0.060	1.5	6	9
10109/16	16	7/.0192	0.008	0.2	0.074	1.9	9	13
10109/14	14	7/.0242	0.008	0.2	0.088	2.2	14	21
10109/12	12	19/.0186	0.010	0.3	0.109	2.8	22	33

Tefzel® is a registered trademark of DuPont Corporation

Notes

- Soft-annealed, nickel-plated copper conductor
- Modified ethylene tetrafluoroethylene (ETFE) insulation
- A variety of insulation colors available

Alternative Constructions

- Soft-annealed, tinned copper conductor
- Soft-annealed, silver-plated copper conductor

Applications

For use in electronic and appliance applications. Rated for continuous use up to 200°C.

mPPE (EcoWire™) - Type 11028 (AWM)

Non-PVC Environmentally Friendly Hook-Up Wire

UL: -40°C up to 105°C, 600V, VW-1

CSA: -40°C up to 105°C, 600V, AWM I A/B



IEWC Part Number	AWG	Stranding	Nominal Insulation Thickness		Nominal O.D.		Approx. Weight	
			in	mm	in	mm	lbs/1k ft	kg/km
11028/28	28	7/36	0.010	0.3	0.034	0.9	2	2
11028/26	26	7/34	0.010	0.3	0.038	1.0	2	3
11028/24	24	7/32	0.010	0.3	0.043	1.1	2	3
11028/22	22	7/30	0.010	0.3	0.049	1.2	3	4
11028/20	20	10/30	0.010	0.3	0.055	1.4	5	7
11028/18	18	Solid	0.010	0.3	0.059	1.5	8	11
11028/18	18	16/30	0.010	0.3	0.067	1.7	8	11
11028/16	16	26/30	0.011	0.3	0.081	2.1	12	18
11028/14	14	Solid	0.011	0.3	0.086	2.2	16	24
11028/14	14	41/30	0.011	0.3	0.096	2.4	16	24
11028/12	12	65/30	0.012	0.3	0.117	3.0	25	37
11028/10	10	105/30	0.012	0.3	0.142	3.6	38	57

EcoWire™ is a trademark of Alpha Wire

Notes

- Soft-annealed, tinned copper conductor
- Noryl modified polyphenylene ether (mPPE) insulation
- RoHS Compliant
- A variety of insulation colors available

Applications

For use in automotive, electronic and appliance applications. Rated for continuous use from -40°C up to 105°C.

PVC - H05V-K <HAR>*Harmonized Lead Wire*

-30°C to 80°C, Non-flexing, 300/500V



IEWC Part Number	Metric Gauge Size - mm ²	Approx. AWG	Nominal Insulation Thickness		Nominal O.D.		Approx. Weight	
			in	mm	in	mm	lbs/1k ft	kg/km
H05V-K/20	.50	20	0.024	0.6	0.083	2.1	5	7
H05V-K/18	.75	18	0.024	0.6	0.094	2.4	8	12
H05V-K/17	1.00	17	0.024	0.6	0.102	2.6	9	13

Notes

- Soft-annealed, bare copper conductor
- Strands to VDE-0295 Class-5, IEC 60228 Cl-5
- Polyvinyl chloride (PVC) insulation
- <HAR> HD 21.3 S3
- RoHS Compliant
- VDE-0281 Part-3
- CE: 73/23/EEC, 93/68/EEC
- A variety of insulation colors available

Available Certifications

UL: 1007, 1569

Applications

For use in control panel, electronic, manufacturing, switchgear and appliance applications. Rated for continuous use from -5°C to 70°C in flexing and -30°C to 80°C in non-flexing applications.

PVC - H07V-K <HAR>

Harmonized Lead Wire

-30°C to 80°C, Non-flexing, 450/750V



IEWC Part Number	Metric Gauge Size - mm ²	Approx. AWG	Nominal Insulation Thickness		Nominal O.D.		Approx. Weight	
			in	mm	in	mm	lbs/1k ft	kg/km
H07V-K/16	1.50	16	0.028	0.7	0.122	3.1	13	19
H07V-K/14	2.50	14	0.031	0.8	0.141	3.6	21	31
H07V-K/12	4.0	12	0.031	0.8	0.169	4.3	31	46
H07V-K/10	6.0	10	0.031	0.8	0.193	4.9	44	65
H07V-K/8	10.0	8	0.039	1.0	0.251	6.4	76	113
H07V-K/6	16.0	6	0.039	1.0	0.318	8.1	114	170
H07V-K/4	25.0	4	0.047	1.2	0.386	9.8	174	259
H07V-K/2	35.0	2	0.047	1.2	0.437	11.1	241	359
H07V-K/1	50.0	1	0.055	1.4	0.515	13.1	345	513
H07V-K/2/0	70.0	2/0	0.055	1.4	0.611	15.5	476	708
H07V-K/3/0	95.0	3/0	0.063	1.6	0.667	16.9	630	937
H07V-K/4/0	120.0	4/0	0.063	1.6	0.776	19.7	791	1177
H07V-K/300	150.0	300	0.071	1.8	0.839	21.3	993	1478
H07V-K/350	185.0	350	0.079	2.0	0.925	23.5	1211	1802
H07V-K/500	240.0	500	0.087	2.2	1.079	27.4	1576	2345

Notes

- Soft-annealed, bare copper conductor
- Strands to VDE-0295 Class-5, IEC 60228 CI-5
- Polyvinyl chloride (PVC) insulation
- <HAR> HD 21.3 S3
- RoHS Compliant
- VDE-0281 Part-3
- CE: 73/23/EEC, 93/68/EEC
- A variety of insulation colors available

Available Certifications

UL: 1015

Applications

For use in control panel, electronic, manufacturing, switchgear and appliance applications. Rated for continuous use from -5°C to 70°C in flexing and -30°C to 80°C in non-flexing applications.

XLPO - H05Z-K <HAR>*Halogen Free Harmonized Lead Wire*

-15°C to 90°C, 300/500V



IEWC Part Number	Metric Gauge Size - mm ²	Approx. AWG	Nominal Insulation Thickness		Nominal O.D.		Approx. Weight	
			in	mm	in	mm	lbs/1k ft	kg/km
H05Z-K/20	0.50	20	0.024	0.6	0.083	2.1	6	9
H05Z-K/18	0.75	18	0.024	0.6	0.091	2.3	7	11
H05Z-K/17	1.0	17	0.024	0.6	0.098	2.5	9	14

Notes

- Soft-annealed, bare copper conductor
- Strands to VDE-0295 Class-5, IEC 60228 Cl-5
- Cross-linked polyolefin (XLPO) insulation
- Low Smoke Zero Halogen
- <HAR> HD 22.9 S2
- RoHS Compliant
- VDE-0282 Part-9
- IEC 60332.1
- A variety of insulation colors available

Applications

For use in control panel, electronic, switchgear and appliance applications. Rated for continuous use from -15°C up to 90°C.

XLPO - H07Z-K <HAR>

Halogen Free Harmonized Lead Wire

-15°C to 90°C, 450/750V



IEWC Part Number	Metric Gauge Size - mm ²	Approx. AWG	Nominal Insulation Thickness		Nominal O.D.		Approx. Weight	
			in	mm	in	mm	lbs/1k ft	kg/km
H07Z-K/16	1.5	16	0.028	0.7	0.126	3.2	13	20
H07Z-K/14	2.5	14	0.031	0.8	0.146	3.7	22	32
H07Z-K/12	4.0	12	0.031	0.8	0.165	4.2	30	45
H07Z-K/10	6.0	10	0.031	0.8	0.193	4.9	44	65
H07Z-K/8	10.0	8	0.039	1.0	0.244	6.2	74	110
H07Z-K/6	16.0	6	0.039	1.0	0.295	7.5	114	170
H07Z-K/4	25.0	4	0.047	1.2	0.366	9.3	181	270
H07Z-K/2	35.0	2	0.047	1.2	0.413	10.5	255	380
H07Z-K/1	50.0	1	0.055	1.4	0.496	12.6	356	530
H07Z-K/2/0	70.0	2/0	0.055	1.4	0.571	14.5	504	750
H07Z-K/3/0	95.0	3/0	0.063	1.6	0.665	16.9	672	1,000
H07Z-K/4/0	120.0	4/0	0.063	1.6	0.799	20.3	805	1,198
H07Z-K/300	150.0	300	0.071	1.8	0.894	22.7	1,009	1,501
H07Z-K/350	185.0	350	0.079	2.0	0.996	25.3	1,238	1,842
H07Z-K/500	240.0	500	0.087	2.2	1.114	28.3	1,610	2,396

Notes

- Soft-annealed, bare copper conductor
- Strands to VDE-0295 Class-5, IEC 60228 CI-5
- Cross-linked polyolefin (XLPO) insulation
- Low Smoke Zero Halogen
- <HAR> HD 22.9 S2
- RoHS Compliant
- VDE-0282 Part-9
- IEC 60332.1
- A variety of insulation colors available

Applications

For use in control panel, electronic, switchgear and appliance applications. Rated for continuous use from -15°C up to 90°C.

Color Code

IEWC Part Number Color Code

Code	Color
0	Black
1	Red
2	Green
3	Blue
4	Yellow
5	Orange
6	Brown
7	Purple
8	Gray
9	White
N	Natural
T	Tan
P	Pink
U	Light Blue
V	Dark Blue
W	Light Green
X	Dark Green
Y	Beige
Z	Clear
24E	Euro Green/Yellow



High Temperature (200°C+) & High Voltage (1kV+) Lead Wire



**AWM High Temp.
Lead Wire**
50-78



**AWM High Temp.
& High Voltage
Lead Wire**
90-93



**AWM High Voltage
Lead Wire**
79-89



Thermocouple Wire
94

PTFE - Type 1180 (AWM)

Teflon® High Temperature Lead Wire

UL: 200°C, 300V

CSA: 200°C, 300V, AWM I A/B



High Temperature & High Voltage Lead Wire

IEWC Part Number	AWG	Stranding	Nominal Insulation Thickness		Nominal O.D.		Approx. Weight	
			in	mm	in	mm	lbs/1k ft	kg/km
1180/32	32	7/40	0.013	0.3	0.039	1.0	1	2
1180/30	30	7/38	0.013	0.3	0.041	1.0	2	2
1180/28	28	7/36	0.013	0.3	0.045	1.1	2	3
		19/40	0.013	0.3	0.045	1.1	2	3
1180/26	26	7/34	0.013	0.3	0.045	1.1	2	4
		19/38	0.013	0.3	0.048	1.2	2	4
1180/24	24	7/32	0.013	0.3	0.049	1.2	3	5
		19/36	0.013	0.3	0.053	1.3	3	5
1180/22	22	7/30	0.013	0.3	0.054	1.4	4	6
		19/34	0.013	0.3	0.060	1.5	4	6
1180/20	20	7/28	0.013	0.3	0.061	1.5	6	9
		19/32	0.013	0.3	0.068	1.7	6	9
1180/18	18	7/26	0.013	0.3	0.079	2.0	9	13
		19/30	0.013	0.3	0.079	2.0	9	13
1180/16	16	19/29	0.013	0.3	0.086	2.2	11	16
		19/.0117	0.013	0.3	0.090	2.3	12	17
1180/14	14	19/27	0.013	0.3	0.102	2.6	16	24
		19/.0147	0.013	0.3	0.105	2.7	17	25
1180/12	12	19/25	0.013	0.3	0.116	2.9	23	35
		19/.0186	0.013	0.3	0.125	3.2	26	39
1180/10	10	37/26	0.013	0.3	0.141	3.6	35	52
		37/.0167	0.013	0.3	0.146	3.7	39	58

Teflon is a registered trademark of DuPont Corporation

Notes

- Soft-annealed, silver-plated copper conductor
- Polytetrafluoroethylene (PTFE) insulation
- A variety of insulation colors available

Available Certifications

UL: 1164
 CSA: FT1
 NEMA HP-3-EE (MIL-W-16878/5)

Applications

For use in electronic and appliance applications. Rated for continuous use up to 200°C.

PTFE - Type 1199 (AWM)

Teflon® High Temperature Lead Wire

UL: 200°C, 600V

CSA: 200°C, 600V, AWM I A/B



IEWC Part Number	AWG	Stranding	Nominal Insulation Thickness		Nominal O.D.		Approx. Weight	
			in	mm	in	mm	lbs/1k ft	kg/km
1199/30	30	7/38	0.020	0.5	0.055	1.4	3	4
1199/28	28	7/36	0.020	0.5	0.058	1.5	3	4
		19/40	0.020	0.5	0.055	1.4	3	4
1199/26	26	7/34	0.020	0.5	0.063	1.6	4	5
		19/38	0.020	0.5	0.063	1.6	4	5
1199/24	24	7/34	0.020	0.5	0.063	1.6	4	5
		19/36	0.020	0.5	0.068	1.7	4	7
1199/22	22	7/34	0.020	0.5	0.063	1.6	4	5
		19/34	0.020	0.5	0.074	1.9	6	9
1199/20	20	7/34	0.020	0.5	0.063	1.6	4	5
		19/32	0.020	0.5	0.083	2.1	8	12
1199/18	18	7/34	0.020	0.5	0.063	1.6	4	5
		19/30	0.020	0.5	0.093	2.4	11	16
1199/16	16	19/29	0.020	0.5	0.099	2.5	13	19
		19/.0117	0.020	0.5	0.102	2.6	13	20
1199/14	14	19/27	0.020	0.5	0.111	2.8	18	26
		19/.0147	0.020	0.5	0.115	2.9	19	28
1199/12	12	19/25	0.020	0.5	0.130	3.3	26	39
		19/.0186	0.020	0.5	0.134	3.4	28	42
1199/10	10	37/26	0.020	0.5	0.154	3.9	38	56
		37/.0167	0.020	0.5	0.159	4.0	42	62
1199/08	8	133/29	0.030	0.8	0.230	5.8	77	114

Teflon is a registered trademark of DuPont Corporation

Notes

- Soft-annealed, silver-plated copper conductor
- Polytetrafluoroethylene (PTFE) insulation
- A variety of insulation colors available

Available Certifications

UL: 1198
CSA: FT1

Applications

For use in electronic and appliance applications. Rated for continuous use up to 200°C.

FEP - Type 1330 (AWM)

Teflon® High Temperature Lead Wire

UL: 200°C, 600V

CSA: 180°C, 600V, AWM I A/B, FT1



High Temperature & High Voltage Lead Wire

IEWC Part Number	AWG	Stranding	Nominal Insulation Thickness		Nominal O.D.		Approx. Weight	
			in	mm	in	mm	lbs/1k ft	kg/km
1330/26	26	Solid	0.020	0.5	0.060	1.5	4	5
		7/34	0.020	0.5	0.063	1.6	4	5
		19/38	0.020	0.5	0.063	1.6	4	5
1330/24	24	Solid	0.020	0.5	0.064	1.6	4	6
		7/32	0.020	0.5	0.067	1.7	4	7
		19/36	0.020	0.5	0.067	1.7	4	7
1330/22	22	Solid	0.020	0.5	0.068	1.7	5	7
		7/30	0.020	0.5	0.074	1.9	6	8
		19/34	0.020	0.5	0.074	1.9	6	9
1330/20	20	Solid	0.020	0.5	0.075	1.9	7	10
		7/28	0.020	0.5	0.081	2.1	8	11
		19/32	0.020	0.5	0.081	2.1	8	11
1330/18	18	Solid	0.020	0.5	0.080	2.0	9	13
		7/26	0.020	0.5	0.091	2.3	10	15
		16/30	0.020	0.5	0.091	2.3	10	15
		19/30	0.020	0.5	0.091	2.3	11	16
1330/16	16	7/24	0.020	0.5	0.096	2.4	18	27
		19/.0117	0.020	0.5	0.096	2.4	18	27
		26/30	0.020	0.5	0.097	2.5	13	19
1330/14	14	7/22	0.020	0.5	0.115	2.9	18	28
		19/.0147	0.020	0.5	0.115	2.9	19	28
1330/12	12	19/.0186	0.020	0.5	0.134	3.4	28	42
1330/10	10	37/.0167	0.020	0.5	0.158	4.0	41	61
1330/08	8	19/.0295	0.030	0.8	0.201	5.1	66	98
		133/29	0.030	0.8	0.230	5.8	73	108
1330/06	6	19/.0372	0.030	0.8	0.241	6.1	100	149
		133/27	0.030	0.8	0.273	6.9	111	165
1330/04	4	133/25	0.030	0.8	0.325	8.3	166	247
1330/02	2	133/23	0.030	0.8	0.395	10.0	237	353
		665/30	0.030	0.8	0.406	10.3	261	388
1330/01	1	259/25	0.045	1.1	0.462	11.7	476	708
		817/30	0.045	1.1	0.485	12.3	339	504
1330/1/0	1/0	259/24	0.045	1.1	0.500	12.7	379	564
1330/2/0	2/0	259/23	0.045	1.1	0.555	14.1	489	728
1330/3/0	3/0	259/22	0.045	1.1	0.600	15.2	605	900
1330/4/0	4/0	259/21	0.045	1.1	0.676	17.2	752	1119

Teflon is a registered trademark of DuPont Corporation

Notes

- Soft-annealed, tinned copper conductor
- Fluorinated ethylene polypropylene (FEP) insulation
- A variety of insulation colors available

Alternative Constructions

- Soft-annealed, nickel-plated copper conductor
- Soft-annealed, silver-plated copper conductor

Available Certifications

UL: 1331

Applications

For use in electronic and appliance applications. Rated for continuous use up to 200°C.

FEP - Type 1332 (AWM)

Teflon® High Temperature Lead Wire

UL: 200°C, 300V

CSA: 180°C, 300V, AWM I A/B, FT1



IEWC Part Number	AWG	Stranding	Nominal Insulation Thickness		Nominal O.D.		Approx. Weight	
			in	mm	in	mm	lbs/1k ft	kg/km
1332/26	26	7/34	0.015	0.4	0.049	1.2	2	3
		19/38	0.015	0.4	0.049	1.2	2	3
1332/24	24	7/32	0.015	0.4	0.054	1.4	3	5
		19/36	0.015	0.4	0.053	1.3	3	5
1332/22	22	7/30	0.015	0.4	0.060	1.5	4	6
		19/34	0.015	0.4	0.062	1.6	4	6
1332/20	20	7/28	0.015	0.4	0.068	1.7	6	9
		19/32	0.015	0.4	0.070	1.8	6	9
1332/18	18	7/26	0.015	0.4	0.077	2.0	8	12
		19/30	0.015	0.4	0.081	2.1	9	13
1332/16	16	7/24	0.015	0.4	0.088	2.2	11	16
		19/.0117	0.015	0.4	0.086	2.2	11	16
1332/14	14	7/22	0.015	0.4	0.101	2.6	17	25
		19/.0147	0.015	0.4	0.115	2.9	17	25
1332/12	12	19/.0186	0.015	0.4	0.134	3.4	26	39
1332/10	10	37/26	0.015	0.4	0.156	4.0	26	39

Teflon is a registered trademark of DuPont Corporation

Notes

- Soft-annealed, tinned copper conductor
- Fluorinated ethylene polypropylene (FEP) insulation
- A variety of insulation colors available

Alternative Constructions

- Soft-annealed, nickel-plated copper conductor
- Soft-annealed, silver-plated copper conductor

Available Certifications

UL: 1333

Applications

For use in electronic and appliance applications. Rated for continuous use up to 200°C.

Silicone/Fiberglass - Type SRML 3071/3074/3075/3125/3126/3172/3231 (SEW-2/SEWF-2)

Silicone Rubber Motor Lead Wire; High Temperature Lead Wire

UL: 200°C, 600V

CSA: 200°C, 600V, FT2



High Temperature & High Voltage Lead Wire

IEWC Part Number	AWG	Stranding	Nominal Insulation Thickness		Nominal O.D.		Approx. Weight		UL Type	CSA Type
			in	mm	in	mm	lbs/1k ft	kg/km		
SRML24*/3231	24	7/32	0.030	0.8	0.102	2.6	6	9	3231	SEWF-2
SRML22*/3172	22	7/30	0.030	0.8	0.106	2.7	7	11	3172, 3231	SEWF-2
SRML20*/3172	20	7/28	0.030	0.8	0.111	2.8	9	13	3172, 3231	SEWF-2
SRML18*/3071	18	7/26	0.030	0.8	0.106	2.7	12	17	3071, 3231	SEW-2
SRML16*/3071	16	7/24	0.030	0.8	0.117	3.0	15	23	3071, 3231	SEW-2
SRML14*/3071	14	7/22	0.030	0.8	0.132	3.4	21	31	3071, 3231	SEW-2
SRML12*/3074	12	19/.0185	0.030	0.8	0.155	3.9	30	45	3074, 3231	SEW-2
SRML10*/3075	10	19/.0234	0.045	1.1	0.207	5.3	50	74	3075, 3231	SEW-2
SRML08*/3231	8	19/.0295	0.060	1.5	0.286	7.3	82	122	3231	SEW-2
SRML08*/3125		54/25	0.060	1.5	0.275	7.0	96	143	3125	SEW-2
SRML06*/3231	6	19/.0372	0.060	1.5	0.326	8.3	119	177	3231	SEW-2
SRML06*/3125		84/25	0.060	1.5	0.368	9.3	139	207	3125	SEW-2
SRML04*/3231	4	133/25	0.060	1.5	0.404	10.3	179	267	3231	SEW-2
SRML04*/3125		105/24	0.060	1.5	0.424	10.8	202	301	3125	SEW-2
SRML02*/3231	2	259/26	0.060	1.5	0.477	12.1	272	405	3231	SEW-2
SRML02*/3125		163/24	0.060	1.5	0.496	12.6	291	433	3125	SEW-2
SRML01*/3231	1	259/25	0.080	2.0	0.545	13.8	347	517	3231	SEW-2
SRML01*/3126		210/24	0.080	2.0	0.622	15.8	432	643	3126	SEW-2
SRML1/0*/3231	1/0	259/24	0.080	2.0	0.608	15.4	427	636	3231	SEW-2
SRML1/0*/3126		262/24	0.080	2.0	0.670	17.0	515	766	3126	SEW-2
SRML2/0*/3231	2/0	259/23	0.080	2.0	0.648	16.5	521	775	3231	SEW-2
SRML2/0*/3126		504/26	0.080	2.0	0.727	18.5	605	900	3126	SEW-2
SRML3/0*/3231	3/0	259/22	0.080	2.0	0.694	17.6	950	1414	3231	SEW-2
SRML3/0*/3126		630/26	0.080	2.0	0.795	20.2	725	1079	3126	SEW-2
SRML4/0*/3231	4/0	259/21	0.080	2.0	0.758	19.3	788	1172	3231	SEW-2
SRML4/0*/3126		266/21	0.080	2.0	0.779	19.8	884	1315	3126	SEW-2

Notes

- Soft-annealed, tinned copper conductor
- Extruded silicone rubber insulation
- Fiberglass braid jacket with high temperature finish
- RoHS Compliant
- A variety of braid colors available

Alternative Constructions

- Soft-annealed, nickel-plated copper conductor

Available Certifications

UL: SF-2, VW-1

Applications

For use in food processing, heating & cooling, oven & furnace, electric motor & generator and appliance applications. Rated for continuous use up to 200°C.

Silicone/Fiberglass - Type SRML 3122/SF-1 (AWM, SEW-1/SEWF-1)

Silicone Rubber Motor Lead Wire; High Temperature Lead Wire

UL: 200°C, 300V

CSA: 200°C, 300V, FT2



IEWC Part Number	AWG	Stranding	Nominal Insulation Thickness		Nominal O.D.		Approx. Weight		UL Type	CSA Type
			in	mm	in	mm	lbs/1k ft	kg/km		
3122/22	22	7/30	0.015	0.4	0.073	1.9	4	6	3122	SEWF-1, AWM I A/B
3122/20	20	7/28	0.015	0.4	0.080	2.0	6	9	3122	SEWF-1, AWM I A/B
SF1/18*/3122	18	7/26	0.015	0.4	0.094	2.4	8	12	3122, SF-1	SEW-1, AWM I A/B
3122/18		16/30	0.015	0.4	0.097	2.5	9	13	3122	SEWF-1, AWM I A/B
		19/30	0.015	0.4	0.098	2.5	9	13	3122	SEWF-1, AWM I A/B
SF1/16*/3122	16	7/24	0.015	0.4	0.100	2.5	11	16	3122	SEW-1, AWM I A/B

Notes

- Soft-annealed, tinned copper conductor
- Extruded silicone rubber insulation
- Fiberglass braid jacket with high temperature finish
- RoHS Compliant
- A variety of jacket colors available

Alternative Constructions

- Soft-annealed, nickel-plated copper conductor

Available Certifications

UL: VW-1

Applications

For use in food processing, heating & cooling, oven & furnace, electric motor & generator and appliance applications. Rated for continuous use up to 150°C.

Silicone - Type 3135/3268/3512/3530 (AWM)

High Temperature Lead Wire

UL: 200°C, 600V

CSA: 200°C, 600V, FT2



IEWC Part Number	AWG	Stranding	Nominal Insulation Thickness		Nominal O.D.		Approx. Weight		UL Type	CSA Type
			in	mm	in	mm	lbs/1k ft	kg/km		
3135/24	24	7/32	0.031	0.8	0.086	2.2	4	7	3135, 3512, 3530	AWM I A/B
3135/22	22	7/30	0.031	0.8	0.092	2.3	6	8	3135, 3512, 3530	AWM I A/B
3135/20	20	7/28	0.031	0.8	0.099	2.5	7	10	3135, 3512, 3530	AWM I A/B
3135/18	18	7/26	0.031	0.8	0.108	2.7	9	14	3135, 3268, 3512, 3530	AWM I A/B
3135/16	16	7/24	0.031	0.8	0.120	3.0	13	19	3135, 3268, 3512, 3530	AWM I A/B
3135/14	14	7/22	0.031	0.8	0.135	3.4	18	27	3135, 3268, 3512, 3530	AWM I A/B
3135/12	12	19/.0185	0.031	0.8	0.152	3.9	27	40	3135, 3268, 3512, 3530	AWM I A/B

Notes

- Soft-annealed, nickel-plated copper conductor (20 AWG and smaller)
- Soft-annealed, tinned copper conductor (18 AWG and larger)
- Extruded silicone insulation
- RoHS Compliant
- A variety of insulation colors available

Alternative Constructions

- Soft-annealed, nickel-plated copper conductor

Applications

For use in appliance applications. Rated for continuous use up to 200°C.

Silicone/Aramid - Type SRML-K 200°C 3410

Silicone Rubber Motor Lead Wire; High Temperature Lead Wire

UL: 200°C, 600V, VW-1



IEWC Part Number	AWG	Stranding	Nominal Insulation Thickness		Nominal O.D.		Approx. Weight	
			in	mm	in	mm	lbs/1k ft	kg/km
SRML14*/3410	14	7/22	0.062	1.6	0.196	5.0	26	39
SRML12*/3410	12	19/.0185	0.062	1.6	0.214	5.4	36	53
SRML10*/3410	10	19/.0234	0.062	1.6	0.238	6.0	50	74
SRML08*/3410	8	61/.0171	0.083	2.1	0.306	7.8	83	124
SRML06*/3410	6	84/.25	0.083	2.1	0.377	9.6	123	183
SRML04*/3410	4	133/.25	0.083	2.1	0.420	10.7	178	265
SRML02*/3410	2	259/.26	0.083	2.1	0.491	12.5	266	396
SRML01*/3410	1	259/.25	0.105	2.7	0.559	14.2	342	509
SRML1/0*/3410	1/0	259/.24	0.105	2.7	0.630	16.0	425	633
SRML2/0*/3410	2/0	259/.23	0.105	2.7	0.670	17.0	519	772
SRML3/0*/3410	3/0	259/.22	0.105	2.7	0.714	18.1	636	946
SRML4/0*/3410	4/0	259/.21	0.105	2.7	0.778	19.8	784	1,167
SRML250*/3410	250	427/.0242	0.121	3.1	0.887	22.5	953	1,418
SRML350*/3410	350	427/.0286	0.121	3.1	1.002	25.5	1,295	1,927
SRML500*/3410	500	427/.0342	0.121	3.1	1.150	29.2	1,803	2,682
SRML750*/3410	750	427/.0419	0.137	3.5	1.405	35.7	2,606	3,878

Notes

- Soft-annealed, tinned copper conductor
- Extruded silicone rubber insulation
- Braided aramid fiber jacket with a moisture, heat, and flame resistant finish
- NEMA WC-3
- IEEE-383
- Standard braid color: black

Applications

For use in electric motor & generator, food processing, heating & cooling, oven & furnace and appliance applications. Rated for continuous use up to 200°C.

Silicone/Fiberglass/Silicone (Sil-A-Blend® 200, HBR Duro 200®) - Type 3512 (AWM)

High Temperature Lead Wire

UL: 200°C, 600V

CSA: 200°C, 600V, AWM I A, FT2



High Temperature & High Voltage Lead Wire

IEWC Part Number	AWG	Stranding	Nominal Insulation Thickness		Nominal O.D.		Approx. Weight	
			in	mm	in	mm	lbs/1k ft	kg/km
SIB22*/3512	22	7/30	0.030	0.8	0.100	2.5	7	10
SIB20*/3512	20	7/28	0.030	0.8	0.110	2.8	8	12
SIB18*/3512	18	7/26	0.030	0.8	0.123	3.1	11	16
SIB16*/3512	16	7/24	0.030	0.8	0.134	3.4	14	21
SIB14*/3512	14	7/22	0.030	0.8	0.148	3.8	20	30
SIB12*/3512	12	19/.0185	0.030	0.8	0.166	4.2	29	42
SIB10*/3512	10	19/.0234	0.030	0.8	0.215	5.5	47	70
SIB08*/3512	8	61/.0171	0.045	1.1	0.276	7.0	78	117
SIB06*/3512	6	84/25	0.060	1.5	0.347	8.8	118	176
SIB04*/3512	4	133/25	0.060	1.5	0.390	9.9	172	256
SIB02*/3512	2	259/26	0.060	1.5	0.461	11.7	260	387
SIB01*/3512	1	259/25	0.080	2.0	0.533	13.5	336	500
SIB1/0*/3604	1/0	259/24	0.080	2.0	0.596	15.1	415	617
SIB2/0*/3604	2/0	259/23	0.080	2.0	0.636	16.2	508	755
SIB3/0*/3604	3/0	259/22	0.080	2.0	0.684	17.4	625	929
SIB4/0*/3604	4/0	259/21	0.080	2.0	0.746	18.9	773	1150

Sil-A-Blend is a registered trademark of Radix Wire Company
HBR Duro 200 is a registered trademark of Harbour Industries

Notes

- Soft-annealed, nickel-plated copper conductor (20 AWG and smaller)
- Soft-annealed, tinned copper conductor (18 AWG and larger)
- Silicone rubber insulation
- Fiberglass braid reinforcement
- Silicone rubber jacket
- A variety of jacket colors available

Alternative Constructions

- Soft-annealed, nickel-plated conductor

Available Certifications

UL: 3604
CSA: AWM I A/B

Applications

For use in manufacturing, oven & furnace and appliance applications. Rated for continuous use up to 200°C.

ETFE (Tefzel® 750) - Type 10086 (AWM)

High Temperature Lead Wire

UL: 200°C, 600V

CSA: 200°C, 600V, AWM I A/B, FT1



IEWC Part Number	AWG	Stranding	Nominal Insulation Thickness		Nominal O.D.		Approx. Weight	
			in	mm	in	mm	lbs/1k ft	kg/km
10086/24	24	7/32	0.010	0.3	0.044	1.1	2	3
		19/36	0.010	0.3	0.044	1.1	3	4
10086/22	22	7/30	0.010	0.3	0.050	1.3	3	4
		19/34	0.010	0.3	0.050	1.3	3	4
10086/20	20	7/28	0.010	0.3	0.058	1.5	5	7
		19/32	0.010	0.3	0.058	1.5	5	7
10086/18	18	Solid	0.010	0.3	0.060	1.5	6	9
		7/26	0.010	0.3	0.068	1.7	6	9
10086/16	16	7/.0192	0.010	0.3	0.078	2.0	10	15
		26/30	0.010	0.3	0.077	2.0	12	18
10086/14	14	Solid	0.010	0.3	0.084	2.1	14	21
		7/.0242	0.010	0.3	0.092	2.3	15	22
10086/12	12	19/27	0.010	0.3	0.089	2.3	15	22
		19/25	0.015	0.4	0.119	3.0	23	34
10086/10	10	37/26	0.015	0.4	0.145	3.7	38	57
		105/30	0.015	0.4	0.154	3.9	38	57
10086/08	8	19/.0295	0.025	0.6	0.191	4.9	61	91
10086/06	6	19/.0372	0.025	0.6	0.231	5.9	93	138

Tefzel is a registered trademark of DuPont Corporation

Notes

- Soft-annealed, tinned copper conductor
- Modified ethylene tetrafluoroethylene (ETFE) insulation
- A variety of insulation colors available

Alternative Constructions

- Soft-annealed, silver-plated copper conductor
- Soft-annealed, nickel-plated copper conductor

Applications

For use in electronic and appliance applications. Rated for continuous use up to 200°C.

PTFE - Type 1659 (AWM)

Teflon® High Temperature Lead Wire

UL: 250°C, 600V

CSA: 250°C, 600V, AWM I A/B, FT1



IEWC Part Number	AWG	Stranding	Nominal Insulation Thickness		Nominal O.D.		Approx. Weight	
			in	mm	in	mm	lbs/1k ft	kg/km
1659/24	24	19/36	0.020	0.5	0.068	1.7	4	7
1659/22	22	19/34	0.020	0.5	0.074	1.9	6	9
1659/20	20	19/32	0.020	0.5	0.083	2.1	8	12
1659/18	18	19/30	0.020	0.5	0.093	2.4	11	16
1659/16	16	19/29	0.020	0.5	0.099	2.5	13	19
1659/14	14	19/27	0.020	0.5	0.111	2.8	18	26
1659/12	12	19/25	0.020	0.5	0.130	3.3	26	39
1659/10	10	37/26	0.020	0.5	0.154	3.9	38	56

Teflon is a registered trademark of DuPont Corporation

Notes

- Soft-annealed, nickel-plated copper conductor
- Polytetrafluoroethylene (PTFE) insulation
- A variety of insulation colors available

Applications

For use in electronic and appliance applications. Rated for continuous use up to 250°C.

PFA - Type 1726 (AWM)

Teflon® High Temperature Lead Wire

UL: 250°C, 300V

CSA: 250°C, 300V, AWM I A/B, FT1



IEWC Part Number	AWG	Stranding	Nominal Insulation Thickness		Nominal O.D.		Approx. Weight	
			in	mm	in	mm	lbs/1k ft	kg/km
1726/24	24	19/36	0.013	0.3	0.053	1.3	3	5
1726/22	22	19/34	0.013	0.3	0.060	1.5	4	6
1726/20	20	19/32	0.013	0.3	0.068	1.7	6	8
1726/18	18	19/30	0.013	0.3	0.079	2.0	9	13
1726/16	16	19/29	0.013	0.3	0.086	2.2	11	16
1726/14	14	19/27	0.013	0.3	0.098	2.5	16	23

Teflon is a registered trademark of DuPont Corporation

Notes

- Soft-annealed, nickel-plated copper conductor
- Perfluoroalkoxy (PFA) insulation
- A variety of insulation colors

Alternative Constructions

- M series Perfluoroalkoxy copolymer (MFA) insulation

Applications

For use in electronic and appliance applications. Rated for continuous use up to 250°C.

PFA - Type 1727 (AWM)

Teflon® High Temperature Lead Wire

UL: 250°C, 600V

CSA: 250°C, 600V, AWM I A/B, FT1



High Temperature & High Voltage Lead Wire

IEWC Part Number	AWG	Stranding	Nominal Insulation Thickness		Nominal O.D.		Approx. Weight	
			in	mm	in	mm	lbs/1k ft	kg/km
1727/24	24	19/36	0.020	0.5	0.067	1.7	4	7
1727/22	22	19/34	0.020	0.5	0.073	1.9	6	9
1727/20	20	19/32	0.020	0.5	0.081	2.1	8	11
1727/18	18	19/30	0.020	0.5	0.091	2.3	11	16
1727/16	16	19/29	0.020	0.5	0.097	2.5	13	19
1727/14	14	19/27	0.020	0.5	0.111	2.8	18	27
1727/12	12	19/25	0.020	0.5	0.132	3.4	26	39
1727/10	10	37/26	0.020	0.5	0.156	4.0	39	58
1727/08	8	133/29	0.030	0.8	0.230	5.8	73	108
1727/06	6	133/27	0.030	0.8	0.272	6.9	108	161
1727/04	4	133/25	0.030	0.8	0.327	8.3	165	246
1727/02	2	133/23	0.030	0.8	0.406	10.3	259	385
1727/01	1	259/25	0.045	1.1	0.462	11.7	313	466
1727/1/0	1/0	259/24	0.045	1.1	0.511	13.0	406	604
1727/2/0	2/0	259/23	0.045	1.1	0.567	14.4	491	731
1727/3/0	3/0	259/22	0.045	1.1	0.607	15.4	611	909
1727/4/0	4/0	259/21	0.045	1.1	0.690	17.5	756	1125

Teflon is a registered trademark of DuPont Corporation

Notes

- Soft-annealed, nickel-plated copper conductor
- Perfluoroalkoxy (PFA) insulation
- A variety of insulation colors

Alternative Constructions

- M series Perfluoroalkoxy copolymer (MFA) insulation

Applications

For use in electronic and appliance applications. Rated for continuous use up to 250°C.

PTFE - Type 1815 (AWM)

Teflon® High Temperature Lead Wire

UL: 250°C, 300V

CSA: 250°C, 300V, AWM I A/B, FT1



IEWC Part Number	AWG	Stranding	Nominal Insulation Thickness		Nominal O.D.		Approx. Weight	
			in	mm	in	mm	lbs/1k ft	kg/km
1815/24	24	19/36	0.013	0.3	0.050	1.3	3	4
1815/22	22	19/34	0.013	0.3	0.056	1.4	4	6
1815/20	20	19/32	0.013	0.3	0.061	1.5	6	4
1815/18	18	19/30	0.013	0.3	0.070	1.8	8	12
1815/16	16	19/29	0.013	0.3	0.082	2.1	11	16
1815/14	14	19/27	0.013	0.3	0.095	2.4	17	25
1815/12	12	19/25	0.013	0.3	0.115	2.9	25	37
1815/10	10	37/26	0.013	0.3	0.147	3.7	40	60

Teflon is a registered trademark of DuPont Corporation

Notes

- Soft-annealed, nickel-plated copper conductor
- Polytetrafluoroethylene (PTFE) insulation
- A variety of insulation colors available

Applications

For use in electronic and appliance applications. Rated for continuous use up to 250°C.

Silicone - 3251 (AWM)

High Temperature Lead Wire

UL: 250°C, 600V

CSA: 250°C, 600V, AWM I A/B, FT2



IEWC Part Number	AWG	Stranding	Nominal Insulation Thickness		Nominal O.D.		Approx. Weight	
			in	mm	in	mm	lbs/1k ft	kg/km
3251/22	22	7/30	0.047	1.2	0.124	3.1	8	13
3251/20	20	7/28	0.047	1.2	0.130	3.3	10	15
3251/18	18	19/0092	0.047	1.2	0.139	3.5	13	19
3251/16	16	26/30	0.047	1.2	0.150	3.8	17	25
3251/14	14	41/30	0.047	1.2	0.165	4.2	22	33
3251/12	12	65/30	0.047	1.2	0.184	4.7	32	47
3251/10	10	105/30	0.047	1.2	0.205	5.2	46	69

Notes

- Soft-annealed, nickel-plated copper conductor
- Extruded silicone rubber insulation
- RoHS Compliant
- Insulation color: iron oxide red

Applications

For use in appliance applications. Rated for continuous use up to 250°C.

Silicone/Fiberglass - 3252 (AWM)

High Temperature Lead Wire

UL: 250°C, 600V

CSA: 250°C, 600V, AWM I A/B, FT2



IEWC Part Number	AWG	Stranding	Nominal Insulation Thickness		Nominal O.D.		Approx. Weight	
			in	mm	in	mm	lbs/1k ft	kg/km
3252/22	22	7/30	0.031	0.8	0.106	2.7	7	11
3252/20	20	7/28	0.031	0.8	0.112	2.8	9	13
3252/18	18	19/30	0.031	0.8	0.116	2.9	11	17
3252/16	16	26/30	0.031	0.8	0.128	3.3	15	23
3252/14	14	41/30	0.031	0.8	0.144	3.7	21	31
3252/12	12	65/30	0.031	0.8	0.166	4.2	30	45
3252/10	10	105/30	0.031	0.8	0.187	4.7	44	65

Notes

- Soft-annealed, nickel-plated copper conductor
- Extruded silicone rubber insulation
- Braided fiberglass jacket with high temperature finish
- RoHS Compliant
- A variety of braid colors available

Applications

For use in oven & furnace and appliance applications. Rated for continuous use up to 250°C.

Silicone - 3253 (AWM)

High Temperature Lead Wire

UL: 250°C, 300V

CSA: 250°C, 300V, AWM I A/B, FT2



IEWC Part Number	AWG	Stranding	Nominal Insulation Thickness		Nominal O.D.		Approx. Weight	
			in	mm	in	mm	lbs/1k ft	kg/km
3253/22	22	7/30	0.031	0.8	0.092	2.3	5	8
3253/20	20	7/28	0.031	0.8	0.098	2.5	7	10
3253/18	18	19/0092	0.031	0.8	0.107	2.7	9	14
3253/16	16	26/30	0.031	0.8	0.118	3.0	13	19
3253/14	14	41/30	0.031	0.8	0.133	3.4	18	27
3253/12	12	65/30	0.031	0.8	0.152	3.9	27	40
3253/10	10	105/30	0.031	0.8	0.177	4.5	41	61

Notes

- Soft-annealed, nickel-plated copper conductor
- Extruded silicone rubber insulation
- RoHS Compliant
- Insulation color: iron oxide red

Applications

For use in appliance applications. Rated for continuous use up to 250°C.

Silicone/Fiberglass - 3254 (AWM)

High Temperature Lead Wire

UL: 250°C, 300V

CSA: 250°C, 300V, AWM I A/B, FT2



IEWC Part Number	AWG	Stranding	Nominal Insulation Thickness		Nominal O.D.		Approx. Weight	
			in	mm	in	mm	lbs/1k ft	kg/km
3254/22	22	7/30	0.031	0.8	0.106	2.7	7	11
3254/20	20	7/28	0.031	0.8	0.112	2.8	9	13
3254/18	18	19/30	0.031	0.8	0.118	3.0	11	17
3254/16	16	26/30	0.031	0.8	0.134	3.4	15	23
3254/14	14	41/30	0.031	0.8	0.149	3.8	21	31
3254/12	12	65/30	0.031	0.8	0.168	4.3	30	45

Notes

- Soft-annealed, nickel-plated copper conductor
- Extruded silicone rubber insulation
- Braided fiberglass jacket with high temperature finish
- RoHS Compliant
- A variety of braid colors available

Applications

For use in oven & furnace and appliance applications. Rated for continuous use up to 250°C.

Silicone/Fiberglass/Silicone (Sil-A-Blend® 250) - Type 3637 (AWM)

High Temperature Lead Wire

UL: 250°C, 600V

CSA: 250°C, 600V, AWM I A/B, FT2



IEWC Part Number	AWG	Stranding	Nominal Insulation Thickness		Nominal O.D.		Approx. Weight	
			in	mm	in	mm	lbs/1k ft	kg/km
SIB20*/3637	20	7/30	0.030	0.8	0.110	2.8	8	12
SIB18*/3637	18	19/.0092	0.030	0.8	0.117	3.0	10	15
SIB16*/3637	16	26/30	0.030	0.8	0.129	3.3	14	21
SIB14*/3637	14	41/30	0.030	0.8	0.143	3.6	19	28
SIB12*/3637	12	65/30	0.030	0.8	0.162	4.1	28	42
SIB10*/3637	10	105/30	0.030	0.8	0.216	5.5	47	70
SIB08*/3637	8	133/29	0.047	1.2	0.299	7.6	80	119

Sil-A-Blend® is a registered trademark of Radix Wire Company

Notes

- Soft-annealed, nickel-plated copper conductor
- Extruded silicone rubber insulation
- Fiberglass braid reinforcement
- Extruded silicone rubber jacket
- Jacket color: iron oxide red

Applications

For use in oven & furnace and appliance applications. Rated for continuous use up to 250°C.

PTFE/Fiberglass - Type TGGT 5180 (AWM)

Teflon® and Fiberglass High Temperature Lead Wire

UL: 250°C, 300V

CSA: 250°C, 300V, AWM I A/B, FT1



IEWC Part Number	AWG	Stranding	Nominal Insulation Thickness		Nominal O.D.		Approx. Weight	
			in	mm	in	mm	lbs/1k ft	kg/km
TGGT22*/5180	22	7/30	0.024	0.6	0.077	2.0	5	8
TGGT20*/5180	20	7/28	0.024	0.6	0.084	2.1	7	10
TGGT18*/5180	18	19/30	0.024	0.6	0.089	2.3	9	13
TGGT16*/5180	16	26/30	0.027	0.7	0.113	2.9	14	21
TGGT14*/5180	14	41/30	0.027	0.7	0.126	3.2	20	29
TGGT12*/5180	12	65/30	0.027	0.7	0.144	3.7	29	43
TGGT10*/5180	10	105/30	0.027	0.7	0.169	4.3	43	64

Teflon is a registered trademark of DuPont Corporation

Notes

- Soft-annealed, nickel-plated copper conductor
- Polytetrafluoroethylene (PTFE) tape insulation with a fiberglass serve
- Fiberglass braid jacket with high temperature Teflon finish
- RoHS Compliant
- Standard jacket color: natural (tan)

Applications

For use in oven & furnace applications.
Rated for continuous use up to 250°C.

PTFE/Fiberglass - Type TGGT 5127/5196/5251 (AWM)

Teflon® and Fiberglass High Temperature Lead Wire

UL: 250°C, 600V

CSA: 250°C, 600V, FT1



High Temperature & High Voltage Lead Wire

IEWC Part Number	AWG	Stranding	Nominal Insulation Thickness		Nominal O.D.		Approx. Weight		UL Type	CSA Type
			in	mm	in	mm	lbs/1k ft	kg/km		
TGGT22*/5196	22	7/30	0.033	0.8	0.098	2.5	8	12	5127, 5196, 5251	AWM I A/B
TGGT20*/5196	20	7/28	0.033	0.8	0.105	2.7	10	14	5127, 5196, 5251	AWM I A/B
TGGT18*/5196	18	19/30	0.033	0.8	0.112	2.8	12	18	5127, 5196, 5251	AWM I A/B
TGGT16*/5196	16	26/30	0.033	0.8	0.125	3.2	16	24	5127, 5196, 5251	AWM I A/B
TGGT14*/5196	14	41/30	0.033	0.8	0.137	3.5	22	32	5127, 5196, 5251	AWM I A/B
TGGT12*/5196	12	65/30	0.033	0.8	0.155	3.9	31	45	5127, 5196, 5251	AWM I A/B
TGGT10*/5196	10	105/30	0.033	0.8	0.181	4.6	46	68	5127, 5196, 5251	AWM I A/B
TGGT08*/5196	8	133/29	0.033	0.8	0.229	5.8	71	105	5127, 5196, 5251	AWM I A/B
TGGT06*/5196	6	133/27	0.043	1.1	0.294	7.5	114	170	5196	AWM I A/B
TGGT04*/5196	4	133/25	0.057	1.4	0.374	9.5	183	272	5196	AWM I A/B
TGGT02*/5196	2	133/23	0.057	1.4	0.443	11.3	272	405	5196	AWM I A/B
TGGT1/0*/5251	1/0	259/24	0.057	1.4	0.531	13.5	411	611	5251	AWM I A/B
TGGT2/0*/5251	2/0	259/23	0.057	1.4	0.582	14.8	506	753	5251	AWM I A/B
TGGT3/0*/5251	3/0	259/22	0.057	1.4	0.636	16.2	625	929	5251	AWM I A/B
TGGT4/0*/5251	4/0	259/21	0.057	1.4	0.702	17.8	771	1,147	5251	AWM I A/B

Teflon is a registered trademark of DuPont Corporation

Notes

- Soft-annealed, nickel-plated copper conductor
- Polytetrafluoroethylene (PTFE) tape insulation with a fiberglass serve
- Fiberglass braid jacket with high temperature Teflon finish
- RoHS Compliant
- Standard jacket color: natural (tan)

Applications

For use in oven & furnace applications.
Rated for continuous use up to 250°C.

PTFE/Fiberglass - Type TGGT 5256 (AWM)

Teflon® and Fiberglass High Temperature Lead Wire

UL: 250°C, 600V

CSA: 250°C, 600V, AWM I A/B, FT1



IEWC Part Number	AWG	Stranding	Nominal Insulation Thickness		Nominal O.D.		Approx. Weight	
			in	mm	in	mm	lbs/1k ft	kg/km
TGGT24*/5256	24	7/32	0.022	0.6	0.068	1.7	4	6
TGGT22*/5256	22	7/30	0.022	0.6	0.074	1.9	5	8
TGGT20*/5256	20	10/30	0.022	0.6	0.084	2.1	7	11
TGGT18*/5256	18	16/30	0.022	0.6	0.091	2.3	9	14
TGGT16*/5256	16	26/30	0.025	0.6	0.107	2.7	14	20
TGGT14*/5256	14	41/30	0.025	0.6	0.121	3.1	19	29
TGGT12*/5256	12	65/30	0.025	0.6	0.139	3.5	28	42
TGGT10*/5256	10	105/30	0.025	0.6	0.164	4.2	42	63
TGGT08*/5256	8	133/29	0.025	0.6	0.212	5.4	66	98
TGGT06*/5256	6	133/27	0.036	0.9	0.282	7.2	110	163
TGGT04*/5256	4	133/25	0.036	0.9	0.335	8.5	165	245
TGGT02*/5256	2	133/23	0.036	0.9	0.402	10.2	248	369

Teflon is a registered trademark of DuPont Corporation

Notes

- Soft-annealed, nickel-plated copper conductor
- Polytetrafluoroethylene (PTFE) tape insulation with a fiberglass serve
- Braided fiberglass jacket with high temperature Teflon finish
- RoHS Compliant
- Standard jacket color: natural (tan)

Applications

For use in oven & furnace applications.
Rated for continuous use up to 250°C.

PTFE/Fiberglass - Type TGGT 5257 (AWM)

Teflon® and Fiberglass High Temperature Lead Wire

UL: 250°C, 300V

CSA: 250°C, 300V, AWM I A/B, FT1



IEWC Part Number	AWG	Stranding	Nominal Insulation Thickness		Nominal O.D.		Approx. Weight	
			in	mm	in	mm	lbs/1k ft	kg/km
TGGT24*/5257	24	7/32	0.017	0.4	0.064	1.6	4	5
TGGT22*/5257	22	7/30	0.017	0.4	0.067	1.7	5	7
TGGT20*/5257	20	10/30	0.017	0.4	0.071	1.8	6	9
TGGT18*/5257	18	16/30	0.017	0.4	0.079	2.0	8	12
TGGT16*/5257	16	26/30	0.020	0.5	0.098	2.5	13	19
TGGT14*/5257	14	41/30	0.020	0.5	0.113	2.9	18	27
TGGT12*/5257	12	65/30	0.020	0.5	0.131	3.3	26	39
TGGT10*/5257	10	105/30	0.020	0.5	0.157	4.0	41	61

Teflon is a registered trademark of DuPont Corporation

Notes

- Soft-annealed, nickel-plated copper conductor
- Polytetrafluoroethylene (PTFE) tape insulation with a fiberglass serve
- Braided fiberglass jacket with high temperature Teflon finish
- RoHS Compliant
- Standard jacket color: natural (tan)

Applications

For use in oven & furnace applications.
Rated for continuous use up to 250°C.

PFA - Type 10362 (AWM)

Teflon® High Temperature Lead Wire

UL: 250°C, 600V

CSA: 250°C, 600V, AWM I A/B, FT1



IEWC Part Number	AWG	Stranding	Nominal Insulation Thickness		Nominal O.D.		Approx. Weight	
			in	mm	in	mm	lbs/1k ft	kg/km
10362/24	24	19/36	0.010	0.3	0.044	1.1	2	3
10362/22	22	19/34	0.010	0.3	0.050	1.3	3	4
10362/20	20	19/32	0.010	0.3	0.055	1.4	5	7
10362/18	18	19/30	0.010	0.3	0.064	1.6	7	10
10362/16	16	19/.0117	0.010	0.3	0.076	1.9	10	15
10362/14	14	19/.0147	0.010	0.3	0.089	2.3	15	22
10362/12	12	19/.0185	0.010	0.3	0.109	2.8	23	34
10362/10	10	19/.0234	0.010	0.3	0.137	3.5	36	54
10362/08	8	133/29	0.030	0.8	0.222	5.6	69	103
10362/06	6	133/27	0.030	0.8	0.263	6.7	102	152
10362/04	4	133/25	0.030	0.8	0.316	8.0	155	231
10362/02	2	133/23	0.030	0.8	0.390	9.9	242	360
10362/01	1	259/25	0.045	1.1	0.462	11.7	313	466
10362/1/0	1/0	259/24	0.045	1.1	0.511	13.0	406	604
10362/2/0	2/0	259/23	0.045	1.1	0.567	14.4	491	731
10362/3/0	3/0	259/22	0.045	1.1	0.607	15.4	611	909
10362/4/0	4/0	259/21	0.045	1.1	0.690	17.5	756	1125

Teflon is a registered trademark of DuPont Corporation

Notes

- Soft-annealed, nickel-plated copper conductor
- Perfluoroalkoxy (PFA) insulation
- A variety of insulation colors available

Applications

For use in electronic and appliance applications. Rated for continuous use up to 250°C.

Mica/Fiberglass - Type MGT 5107 (AWM)

High Temperature Lead Wire

UL: 450°C, 600V

CSA: 450°C, 600V, AWM I A/B, FT1



IEWC Part Number	AWG	Stranding	Nominal Insulation Thickness		Nominal O.D.		Approx. Weight	
			in	mm	in	mm	lbs/1k ft	kg/km
MGT22*/5107	22	7/30	0.035	0.9	0.101	2.6	7	11
MGT20*/5107	20	10/30	0.035	0.9	0.106	2.7	8	12
MGT18*/5107	18	16/30	0.035	0.9	0.115	2.9	11	16
MGT16*/5107	16	26/30	0.035	0.9	0.127	3.2	15	22
MGT14*/5107	14	41/30	0.035	0.9	0.140	3.6	21	31
MGT12*/5107	12	65/30	0.035	0.9	0.160	4.1	29	44
MGT10*/5107	10	105/30	0.048	1.2	0.212	5.4	51	75
MGT08*/5107	8	133/29	0.048	1.2	0.262	6.7	74	111
MGT06*/5107	6	133/27	0.053	1.3	0.313	8.0	114	169
MGT04*/5107	4	133/25	0.053	1.3	0.368	9.3	167	249
MGT02*/5107	2	133/23	0.058	1.5	0.446	11.3	262	390

Notes

- Soft-annealed, nickel-coated copper conductor
- Mica tape insulation
- Fiberglass braid jacket with high temperature Teflon finish
- RoHS Compliant
- Standard jacket color: natural (tan)

Alternative Constructions

- Fiberglass braid jacket with high temperature silicone finish (MGS)

Applications

For use in manufacturing and oven & furnace applications. Rated for continuous use up to 450°C.

Mica/Fiberglass - Type MGT 5128 (AWM)

High Temperature Lead Wire

UL: 450°C, 300V

CSA: 450°C, 300V, AWM I A/B, FT1



IEWC Part Number	AWG	Stranding	Nominal Insulation Thickness		Nominal O.D.		Approx. Weight	
			in	mm	in	mm	lbs/1k ft	kg/km
MGT24*/5128	24	7/32	0.025	0.6	0.072	1.8	4	6
MGT22*/5128	22	7/30	0.025	0.6	0.082	2.1	5	8
MGT20*/5128	20	10/30	0.025	0.6	0.087	2.2	7	10
MGT18*/5128	18	16/30	0.025	0.6	0.095	2.4	9	13
MGT16*/5128	16	26/30	0.025	0.6	0.107	2.7	12	18
MGT14*/5128	14	41/30	0.025	0.6	0.121	3.1	17	26
MGT12*/5128	12	65/30	0.025	0.6	0.140	3.6	26	38
MGT10*/5128	10	105/30	0.037	0.9	0.189	4.8	47	70

Notes

- Soft-annealed, nickel-coated copper conductor
- Mica tape insulation
- Fiberglass braid jacket with high temperature Teflon finish
- RoHS Compliant
- Standard jacket color: natural (tan)

Applications

For use in manufacturing and oven & furnace applications. Rated for continuous use up to 450°C.

Mica/Fiberglass (DuraFlex® 450) - Type MGT 5334 (AWM)

High Temperature Lead Wire

UL: 450°C, 300V

CSA: 450°C, 300V, AWM I A/B, FT1



IEWC Part Number	AWG	Stranding	Nominal Insulation Thickness		Nominal O.D.		Approx. Weight	
			in	mm	in	mm	lbs/1k ft	kg/km
MGT24*/5334	24	7/32	0.025	0.6	0.071	1.8	5	8
MGT22*/5334	22	7/30	0.025	0.6	0.080	2.0	7	10
MGT20*/5334	20	10/30	0.025	0.6	0.085	2.2	8	11
MGT18*/5334	18	16/30	0.025	0.6	0.097	2.5	11	16
MGT16*/5334	16	26/30	0.025	0.6	0.107	2.7	15	22
MGT14*/5334	14	41/30	0.025	0.6	0.128	3.3	21	31

DuraFlex® is a registered trademark of Radix Wire Company

Notes

- Soft-annealed, nickel-coated copper conductor
- Mica glass composite insulation
- Fiberglass braid jacket with high temperature Teflon finish
- RoHS Compliant
- Standard jacket color: natural (tan)

Applications

For use in manufacturing and oven & furnace applications. Rated for continuous use up to 450°C.

Mica/Fiberglass (DuraFlex® 450) - Type MGT 5335 (AWM)

High Temperature Lead Wire

UL: 450°C, 600V

CSA: 450°C, 600V, AWM I A/B, FT1



IEWC Part Number	AWG	Stranding	Nominal Insulation Thickness		Nominal O.D.		Approx. Weight	
			in	mm	in	mm	lbs/1k ft	kg/km
MGT24*/5335	24	7/32	0.036	0.9	0.090	2.3	6	9
MGT22*/5335	22	7/30	0.036	0.9	0.096	2.4	8	12
MGT20*/5335	20	10/30	0.036	0.9	0.110	2.8	10	15
MGT18*/5335	18	16/30	0.036	0.9	0.117	3.0	13	20
MGT16*/5335	16	26/30	0.036	0.9	0.134	3.4	18	26
MGT14*/5335	14	41/30	0.036	0.9	0.143	3.6	23	35
MGT12*/5335	12	65/30	0.036	0.9	0.166	4.2	33	50
MGT10*/5335	10	105/30	0.047	1.2	0.209	5.3	49	73
MGT08*/5335	8	133/29	0.047	1.2	0.261	6.6	77	115

DuraFlex® is a registered trademark of Radix Wire Company

Notes

- Soft-annealed, nickel-coated copper conductor
- Mica glass composite insulation
- Fiberglass braid jacket with high temperature Teflon finish
- RoHS Compliant
- Standard jacket color: natural (tan)

Applications

For use in manufacturing and oven & furnace applications. Rated for continuous use up to 450°C.

Mica/Fiberglass - Type MGT 5359

High Temperature Lead Wire

UL: 450°C, 600V

CSA: 450°C, 600V, AWM I A/B, FT1



IEWC Part Number	AWG	Stranding	Nominal Insulation Thickness		Nominal O.D.		Approx. Weight	
			in	mm	in	mm	lbs/1k ft	kg/km
MGT22*/5359	22	7/30	0.026	0.7	0.084	2.1	6	9
MGT20*/5359	20	10/30	0.026	0.7	0.090	2.3	7	11
MGT18*/5359	18	16/30	0.026	0.7	0.097	2.5	10	14
MGT16*/5359	16	26/30	0.026	0.7	0.107	2.7	14	21
MGT14*/5359	14	41/30	0.026	0.7	0.121	3.1	18	27
MGT12*/5359	12	65/30	0.026	0.7	0.141	3.6	28	41
MGT10*/5359	10	105/30	0.037	0.9	0.190	4.8	49	72
MGT08*/5359	8	133/29	0.037	0.9	0.240	6.1	73	108
MGT06*/5359	6	133/27	0.037	0.9	0.281	7.1	106	157

Notes

- Soft-annealed, nickel-coated copper conductor
- Mica tape insulation
- Fiberglass braid jacket with high temperature Teflon finish
- RoHS Compliant
- Standard jacket color: natural (tan)

Alternative Constructions

- Fiberglass braid jacket with high temperature silicone finish (MGS)

Applications

For use in manufacturing and oven & furnace applications. Rated for continuous use up to 450°C.

EPDM - Test Product Wire

High Voltage Lead Wire

60°C, 5kV



IEWC Part Number	AWG	Stranding	Nominal Insulation Thickness		Nominal O.D.		Approx. Weight	
			in	mm	in	mm	lbs/1k ft	kg/km
HV18T65R/5	18	65/36	0.045	1.1	0.144	3.7	15	22

Notes

- Soft-annealed, tinned copper conductor
- Ethylene propylene diene monomer (EPDM) insulation
- Standard colors: black and red

Alternative Constructions

- Ethylene propylene rubber (EPR) insulation
- Polyvinyl chloride (PVC) insulation
- Temperature rating up to 90°C

Applications

For use in electronic applications. Rated for continuous use up to 60°C.

EPDM - Type 3357

High Voltage Appliance Wire

UL: 90°C, 5kV



IEWC Part Number	AWG	Stranding	Nominal Insulation Thickness		Nominal O.D.		Approx. Weight	
			in	mm	in	mm	lbs/1k ft	kg/km
3357/18T65	18	65	0.040	1.0	0.140	3.6	13	19
3357/14T19	14	19	0.040	1.0	0.164	4.2	24	36

Notes

- Soft-annealed, tinned copper conductor
- Ethylene propylene diene monomer (EPDM) insulation
- RoHS Compliant
- Standard color: black and red

Applications

For use in electronic applications. Rated for continuous use up to 90°C.

EPDM - Type 3499

High Voltage Appliance Wire

UL: 150°C, 7.5kV



IEWC Part Number	AWG	Stranding	Nominal Insulation Thickness		Nominal O.D.		Approx. Weight	
			in	mm	in	mm	lbs/1k ft	kg/km
HV08T84/7.5	8	84/27	0.125	3.2	0.423	10.7	120	179
HV06T84/7.5	6	84/25	0.125	3.2	0.470	11.9	155	223
HV04T105/7.5	4	105/24	0.125	3.2	0.526	13.4	250	372
HV02T163/7.5	2	163/24	0.125	3.2	0.581	14.8	325	484
HV01T210/7.5	1	210/24	0.125	3.2	0.638	16.2	404	601
HV1/0T262/7.5	1/0	262/24	0.125	3.2	0.688	17.5	480	714
HV2/0T504/7.5	2/0	504/26	0.125	3.2	0.753	19.1	588	875
HV3/0T630/7.5	3/0	630/26	0.125	3.2	0.813	20.7	720	1071
HV4/0T805/7.5	4/0	805/26	0.125	3.2	0.909	23.1	891	1326

Notes

- Soft-annealed, tinned copper conductor
- Ethylene propylene diene monomer (EPDM) insulation
- Standard color: black

Applications

For use in manufacturing and oven & furnace system applications. Rated for continuous use up to 150°C.

Silicone - Type 3239 10kV

High Voltage Appliance Wire

UL: 150°C, 10kV



IEWC Part Number	AWG	Stranding	Nominal Insulation Thickness		Nominal O.D.		Approx. Weight	
			in	mm	in	mm	lbs/1k ft	kg/km
3239/24T07S10	24	7/32	0.040	1.0	0.104	2.6	6	9
3239/22T07S10	22	7/30	0.040	1.0	0.109	2.8	7	10
3239/20T10S10	20	10/30	0.040	1.0	0.119	3.0	8	12
3239/18T16S10	18	16/30	0.040	1.0	0.125	3.2	11	16
3239/16T26S10	16	26/30	0.040	1.0	0.137	3.5	14	21
3239/14T41S10	14	41/30	0.040	1.0	0.152	3.9	21	31
3239/12T65S10	12	65/30	0.040	1.0	0.167	4.2	29	43
3239/10T105S10	10	105/30	0.040	1.0	0.190	4.8	42	62

Notes

- Soft-annealed, tinned copper conductor
- Extruded silicone rubber insulation
- RoHS Compliant
- Standard insulation colors: white, black and red

Applications

For use in electronic and appliance applications. Rated for continuous use up to 150°C.

Silicone - Type 3239 15kV (TV)

High Voltage Hook-up Wire

UL: 150°C, 15kV

CSA: 150°C, 15kV



IEWC Part Number	AWG	Stranding	Nominal Insulation Thickness		Nominal O.D.		Approx. Weight	
			in	mm	in	mm	lbs/1k ft	kg/km
3239/24T07S15	24	7	0.045	1.1	0.114	2.9	7	10
3239/22T07S15	22	7	0.045	1.1	0.119	3.0	8	12
3239/20T10S15	20	10	0.045	1.1	0.129	3.3	9	13
3239/18T16S15	18	16	0.045	1.1	0.135	3.4	12	18
3239/16T26S15	16	26	0.045	1.1	0.147	3.7	16	24
3239/14T41S15	14	41	0.045	1.1	0.162	4.1	22	33
3239/12T65S15	12	65	0.045	1.1	0.177	4.5	30	45
3239/10T105S15	10	105	0.045	1.1	0.200	5.1	44	65

Notes

- Soft-annealed, tinned copper conductor
- Extruded silicone rubber insulation
- RoHS Compliant
- Standard insulation colors: white, black and red

Applications

For use in electronic and appliance applications. Rated for continuous use up to 150°C.

Silicone - Type 3239 20kV (TV)

High Voltage Hook-up Wire

UL: 150°C, 20kV

CSA: 150°C, 20kV



IEWC Part Number	AWG	Stranding	Nominal Insulation Thickness		Nominal O.D.		Approx. Weight	
			in	mm	in	mm	lbs/1k ft	kg/km
3239/24T07S20	24	7	0.050	1.3	0.124	3.1	8	12
3239/22T07S20	22	7	0.050	1.3	0.129	3.3	9	13
3239/20T10S20	20	10	0.050	1.3	0.139	3.5	11	16
3239/18T16S20	18	16	0.050	1.3	0.145	3.7	13	19
3239/16T26S20	16	26	0.050	1.3	0.157	4.0	17	25
3239/14T41S20	14	41	0.050	1.3	0.172	4.4	23	34
3239/12T65S20	12	65	0.050	1.3	0.187	4.7	32	48
3239/10T105S20	10	105	0.050	1.3	0.210	5.3	46	68

Notes

- Soft-annealed, tinned copper conductor
- Extruded silicone rubber insulation
- RoHS Compliant
- Standard insulation colors: white, black and red

Applications

For use in electronic and appliance applications. Rated for continuous use up to 150°C.

Silicone - Type 3239 25kV

High Voltage Hook-up Wire

UL: 150°C, 25kV



IEWC Part Number	AWG	Stranding	Nominal Insulation Thickness		Nominal O.D.		Approx. Weight	
			in	mm	in	mm	lbs/1k ft	kg/km
3239/24T07S25	24	7	0.062	1.6	0.148	3.8	10	15
3239/22T07S25	22	7	0.062	1.6	0.153	3.9	11	16
3239/20T10S25	20	10	0.062	1.6	0.163	4.1	14	21
3239/18T16S25	18	16	0.062	1.6	0.169	4.3	16	24
3239/16T26S25	16	26	0.062	1.6	0.181	4.6	20	30
3239/14T41S25	14	41	0.062	1.6	0.196	5.0	27	40
3239/12T65S25	12	65	0.062	1.6	0.211	5.4	36	54
3239/10T105S25	10	105	0.062	1.6	0.234	5.9	50	74

Notes

- Soft-annealed, tinned copper conductor
- Extruded silicone rubber insulation
- RoHS Compliant
- Standard insulation colors: white, black and red

Applications

For use in electronic and appliance applications. Rated for continuous use up to 150°C.

Silicone - Type 3239 30kV (TV)

High Voltage Hook-up Wire

UL: 150°C, 30kV

CSA: 150°C, 30kV



IEWC Part Number	AWG	Stranding	Nominal Insulation Thickness		Nominal O.D.		Approx. Weight	
			in	mm	in	mm	lbs/1k ft	kg/km
3239/24T07S30	24	7	0.075	1.9	0.174	4.4	14	21
3239/22T07S30	22	7	0.075	1.9	0.179	4.5	15	22
3239/20T10S30	20	10	0.075	1.9	0.189	4.8	17	25
3239/18T16S30	18	16	0.075	1.9	0.195	5.0	20	30
3239/16T26S30	16	26	0.075	1.9	0.207	5.3	24	36
3239/14T41S30	14	41	0.075	1.9	0.222	5.6	31	46
3239/12T65S30	12	65	0.075	1.9	0.237	6.0	40	60
3239/10T105S30	10	105	0.075	1.9	0.260	6.6	55	82

Notes

- Soft-annealed, tinned copper conductor
- Extruded silicone rubber insulation
- RoHS Compliant
- Standard insulation colors: white, black and red

Applications

For use in electronic and appliance applications. Rated for continuous use up to 150°C.

Silicone - Type 3239 40kV

High Voltage Hook-up Wire

UL: 150°C, 40kV



IEWC Part Number	AWG	Stranding	Nominal Insulation Thickness		Nominal O.D.		Approx. Weight	
			in	mm	in	mm	lbs/1k ft	kg/km
3239/24T07S40	24	7	0.097	2.5	0.218	5.5	21	31
3239/22T07S40	22	7	0.097	2.5	0.223	5.7	22	33
3239/20T10S40	20	10	0.097	2.5	0.233	5.9	25	37
3239/18T16S40	18	16	0.097	2.5	0.239	6.1	28	42
3239/16T26S40	16	26	0.097	2.5	0.251	6.4	33	49
3239/14T41S40	14	41	0.097	2.5	0.266	6.8	40	60
3239/12T65S40	12	65	0.097	2.5	0.281	7.1	50	74
3239/10T105S40	10	105	0.097	2.5	0.304	7.7	66	98

Notes

- Soft-annealed, tinned copper conductor
- Extruded silicone rubber insulation
- RoHS Compliant
- Standard insulation colors: white, black and red

Applications

For use in electronic and appliance applications. Rated for continuous use up to 150°C.

Silicone - Type 3239 40kV (TV)

High Voltage Hook-up Wire

UL: 150°C, 40kV

CSA: 150°C, 40kV



IEWC Part Number	AWG	Stranding	Nominal Insulation Thickness		Nominal O.D.		Approx. Weight	
			in	mm	in	mm	lbs/1k ft	kg/km
3239/24T07S40	24	7	0.122	3.1	0.268	6.8	31	46
3239/22T07S40	22	7	0.122	3.1	0.273	6.9	32	48
3239/20T10S40	20	10	0.122	3.1	0.283	7.2	36	54
3239/18T16S40	18	16	0.122	3.1	0.289	7.3	39	58
3239/16T26S40	16	26	0.122	3.1	0.301	7.6	44	65
3239/14T41S40	14	41	0.122	3.1	0.316	8.0	52	77
3239/12T65S40	12	65	0.122	3.1	0.331	8.4	62	92
3239/10T105S40	10	105	0.122	3.1	0.354	9.0	79	118

Notes

- Soft-annealed, tinned copper conductor
- Extruded silicone rubber insulation
- RoHS Compliant
- Standard insulation colors: white, black and red

Applications

For use in electronic and appliance applications. Rated for continuous use up to 150°C.

Silicone - Type 3239 50kV

High Voltage Hook-up Wire

UL: 150°C, 50kV



IEWC Part Number	AWG	Stranding	Nominal Insulation Thickness		Nominal O.D.		Approx. Weight	
			in	mm	in	mm	lbs/1k ft	kg/km
3239/24T07S50	24	7	0.140	3.6	0.304	7.7	39	58
3239/22T07S50	22	7	0.140	3.6	0.309	7.8	41	61
3239/20T10S50	20	10	0.140	3.6	0.319	8.1	44	65
3239/18T16S50	18	16	0.140	3.6	0.325	8.3	48	71
3239/16T26S50	16	26	0.140	3.6	0.337	8.6	53	79
3239/14T41S50	14	41	0.140	3.6	0.352	8.9	62	92
3239/12T65S50	12	65	0.140	3.6	0.367	9.3	73	109
3239/10T105S50	10	105	0.140	3.6	0.390	9.9	90	134

Notes

- Soft-annealed, tinned copper conductor
- Extruded silicone rubber insulation
- RoHS Compliant
- Standard insulation colors: white, black and red

Applications

For use in electronic and appliance applications. Rated for continuous use up to 150°C.

PFA - Type 1911 25KV

Teflon® High Temperature / High Voltage Lead Wire

UL: 250°C, 25KV



IEWC Part Number	AWG	Stranding	Nominal O.D.		Approx. Weight	
			in	mm	lbs/1k ft	kg/km
1911/24	24	7/32	0.078	2.0	5	8
1911/22	22	7/30	0.084	2.1	7	10
1911/20	20	7/28	0.090	2.3	8	12
1911/18	18	19/30	0.098	2.5	11	16
1911/16	16	19/29	0.110	2.8	15	22
		26/30	0.110	2.8	15	22
1911/14	14	41/30	0.126	3.2	21	31
1911/12	12	65/30	0.144	3.7	30	44

Teflon is a registered trademark of DuPont Corporation

Notes

- Soft-annealed, nickel-plated copper conductor
- Extruded perfluoroalkoxy copolymer (PFA) insulation
- A variety of insulation colors available

Alternative Constructions

- Heavier insulation, 30kV voltage rating
- Polytetrafluoroethylene (PTFE) insulation
- M series Perfluoroalkoxy copolymer (MFA) insulation


Applications

For use in manufacturing and oven & furnace applications. Rated for continuous use up to 250°C.

Silicone - Type 3257

High Temperature / High Voltage Lead Wire

UL: 250°C, 25kV



IEWC Part Number	AWG	Stranding	Nominal Insulation Thickness		Nominal O.D.		Approx. Weight	
			in	mm	in	mm	lbs/1k ft	kg/km
3257/22	22	7/30	0.078	2.0	0.190	4.8	18	26
3257/20	20	7/28	0.078	2.0	0.196	5.0	20	29
3257/18	18	19/30	0.078	2.0	0.204	5.2	22	33
3257/16	16	26/30	0.078	2.0	0.216	5.5	27	40
3257/14	14	41/30	0.078	2.0	0.231	5.9	34	50
3257/12	12	65/30	0.078	2.0	0.252	6.4	44	66

Notes

- Soft-annealed, nickel-plated copper conductor
- Extruded silicone rubber insulation
- Insulation color: iron oxide red

Alternative Constructions

- 7/64 (0.109) inch insulation thickness

Applications

For use in oven & furnace and appliance applications. Rated for continuous use up to 250°C.

Silicone - Type 3304 (AWM)

High Temperature / High Voltage Lead Wire

UL: 200°C, 10KV

CSA: 200°C, 10KV, AWM I A/B



IEWC Part Number	AWG	Stranding	Nominal Insulation Thickness		Nominal O.D.		Approx. Weight	
			in	mm	in	mm	lbs/1k ft	kg/km
3304/22	22	7/30	0.040	1.0	0.125	3.2	9	13
3304/20	20	7/28	0.040	1.0	0.133	3.4	14	21
3304/18	18	7/26	0.040	1.0	0.143	3.6	13	19
3304/16	16	7/.0192	0.040	1.0	0.153	3.9	17	25
3304/14	14	7/.0242	0.040	1.0	0.167	4.2	23	34
3304/12	12	19/.0185	0.040	1.0	0.184	4.7	32	48

Notes

- Soft-annealed, tinned copper conductor
- Silicone rubber insulation
- A variety of insulation colors available

Alternative Constructions

- Soft-annealed, silver-plated copper conductor

Applications

For use in electronic and appliance applications. Rated for continuous use up to 200°C.

Silicone/Fiberglass/Silicone (Sil-A-Blend® 200) - Type 3644 (AWM)

High Temperature / High Voltage Lead Wire

UL: 200°C, 1KV

CSA: 200°C, 1KV, AWM I A/B, FT2



IEWC Part Number	AWG	Stranding	Nominal Insulation Thickness		Nominal O.D.		Approx. Weight	
			in	mm	in	mm	lbs/1k ft	kg/km
SIB18*/3644	18	7/26	0.030	0.8	0.123	3.1	11	16
SIB16*/3644	16	7/24	0.030	0.8	0.134	3.4	14	21
SIB14*/3644	14	7/22	0.030	0.8	0.148	3.8	20	30
SIB12*/3644	12	19/.0185	0.030	0.8	0.166	4.2	29	42
SIB10*/3644	10	19/.0234	0.030	0.8	0.215	5.5	47	70
SIB08*/3644	8	61/.0171	0.045	1.1	0.276	7.0	78	117
SIB06*/3644	6	84/25	0.060	1.5	0.347	8.8	118	176
SIB04*/3644	4	133/25	0.060	1.5	0.390	9.9	172	256
SIB02*/3644	2	259/26	0.060	1.5	0.461	11.7	260	387
SIB01*/3644	1	259/25	0.080	2.0	0.533	13.5	336	500
SIB1/0*/3644	1/0	259/24	0.080	2.0	0.596	15.1	415	617
SIB2/0*/3644	2/0	259/23	0.080	2.0	0.636	16.2	508	755
SIB3/0*/3644	3/0	259/22	0.080	2.0	0.684	17.4	625	929
SIB4/0*/3644	4/0	259/21	0.080	2.0	0.746	18.9	773	1150

Sil-A-Blend is a registered trademark of Radix Wire Company

Notes

- Soft-annealed, tinned copper conductor
- Silicone rubber insulation
- Fiberglass braid reinforcement
- Silicone rubber jacket
- A variety of jacket colors available

Alternative Constructions

- Soft-annealed, nickel-plated conductor

Applications

For use in manufacturing, oven & furnace and appliance applications. Rated for continuous use up to 200°C.

Thermocouple Wire

Multiple Constructions Available; Common Constructions Listed Below



Thermocouple Wire Example Part Number

Cable Specification	Conductor AWG Size	Conductor Type	No. of Paired Conductors	Calibration Type	Insulation Material	Conductor Shielding	Overall Shielding	Jacket Material
THC	20		02	K	-	G		G

Calibration Type

Type	Wire Grade	Temperature Range	Standard Tolerance ⁰¹
J	Thermocouple	0°C - 750°C	± 2.2°C or ± 0.75%
K	Thermocouple	0°C - 1250°C	± 2.2°C or ± 0.75%
E	Thermocouple	0°C - 900°C	± 1.7°C or ± 0.50%
T	Thermocouple	0°C - 350°C	± 1.0°C or ± 0.75%
N	Thermocouple	0°C - 1250°C	± 2.2°C or ± 0.75%
S	Thermocouple	0°C - 1450°C	± 1.5°C or ± 0.25%
JX	Extension	0°C - 200°C	± 2.2°C
KX	Extension	0°C - 200°C	± 2.2°C
EX	Extension	0°C - 200°C	± 1.7°C
TX	Extension	0°C - 100°C	± 1.0°C
NX	Extension	0°C - 200°C	± 2.2°C
SX	Compensating Extension	0°C - 200°C	± 5.0°C

⁰¹ Use whichever tolerance is greater

Conductor Type

IEWC Code	Shielding
	Solid
S	Stranded

Conductor/Overall Shielding

IEWC Code	Shielding
	Unshielded
A	Aluminum/Polyester Tape
S	Steel Braid
IS	Interlocked Steel

Notes

- Jacket and conductor color codes per the table on 95

Alternative Constructions

- Special grade thermocouple

Insulation/Jacket Material

IEWC Code	Material
G	Fiberglass Braid
HG	High-Temp Fiberglass Braid
K	Polyimide (Kapton)
P	PVC
PFA	PFA
T	FEP
TF	PTFE Tape
TP	TPE

Applications

For use in aerospace & military, food processing, heating & cooling, manufacturing, oven & furnace, tool, appliance and industrial processing applications.

Thermocouple Color Codes

International Thermocouple Color Codes

Calibration Types		ANSI MC96.1 Thermocouple Grade	ANSI MC96.1 Extension (X) Grade	IEC 584-3	BS 1843	DIN 43714	JIS C 1610-1981	NFC 42-323
J	Jacket	Brown	Black	Black	Black	Blue	Yellow	Black
	Positive	White	White	Black	Yellow	Red	Red	Yellow
	Negative	Red	Red	White	Blue	Blue	White	Black
K	Jacket	Brown	Yellow	Green	Red	Green	Blue	Purple
	Positive	Yellow	Yellow	Green	Brown	Red	Red	Yellow
	Negative	Red	Red	White	Blue	Green	White	Purple
E	Jacket	Brown	Purple	Purple	Brown	Black	Purple	Orange
	Positive	Purple	Purple	Purple	Brown	Red	Red	Yellow
	Negative	Red	Red	White	Blue	Black	White	Orange
T	Jacket	Brown	Blue	Brown	Blue	Brown	Brown	Blue
	Positive	Blue	Blue	Brown	White	Red	Red	Yellow
	Negative	Red	Red	White	Blue	Brown	White	Blue
N	Jacket	Brown	Orange	Pink	Orange	-----	-----	-----
	Positive	Orange	Orange	Pink	Orange			
	Negative	Red	Red	White	Blue			
S	Jacket	-----	Green	Orange	Green	White	Black	Green
	Positive		Black	Orange	White	Red	Red	Yellow
	Negative		Red	White	Blue	White	White	Green



Building Wire



Fixture Wire
98



Building Wire
99-102

PVC/Nylon - Type TFFN/TFN (TEWN)

Fixture Wire

UL: 90°C, 600V / 1452: 1000V

CSA: 105°C, 600V



IEWC Part Number	AWG	Stranding	Nom. Insulation Thickness		Nominal Jacket Thickness		Nominal O.D.		Approx. Weight		Ampacity ⁰¹	UL Type	CSA Type
			in	mm	in	mm	in	mm	lbs/1k ft	kg/km			
TFFN18	18	Solid	0.015	0.4	0.004	0.1	0.078	2.0	7	10	6	TFN, 1316, 1408, 1452	AWM I A/B, TEWN
		7	0.015	0.4	0.004	0.1	0.083	2.1	7	10	6	TFN, 1316, 1408, 1452	AWM I A/B, TEWN
		16	0.015	0.4	0.004	0.1	0.085	2.2	7	10	6	TFFN, MTW, 1316, 1408, 1452	TEWN
TFFN16	16	Solid	0.015	0.4	0.004	0.1	0.089	2.3	10	15	8	TFN, 1316, 1408, 1452	AWM I A/B, TEWN
		7	0.015	0.4	0.004	0.1	0.094	2.4	11	16	8	TFN, 1316, 1408, 1452	AWM I A/B, TEWN
		19	0.015	0.4	0.004	0.1	0.100	2.5	12	18	8	TFFN, MTW, 1316, 1408, 1452	TEWN
		26	0.015	0.4	0.004	0.1	0.099	2.5	11	16	8	TFFN, MTW, 1316, 1408, 1452	TEWN

⁰¹ TFFN / TFN ampacities are for general use per NEC Table 402.5

Notes

- Soft-annealed, bare copper conductor
- Polyvinyl chloride (PVC) insulation
- Nylon jacket
- RoHS Compliant
- A variety of insulation colors available

Available Certifications

UL: 1841
Federal Spec: J-C-580B

Applications

For use in manufacturing, machine tool and appliance applications. Rated for continuous use up to 90°C.

PVC/Nylon - Type THHN/THWN (TWN75/T90)

Building Wire

UL: 90°C, 600V

CSA: 90°C, 600V



IEWC Part Number	AWG	Stranding	Nom. Insulation Thickness		Nominal Jacket Thickness		Nominal O.D.		Approx. Weight		Ampacity ⁰¹	UL Type	CSA Type
			in	mm	in	mm	in	mm	lbs/1k ft	kg/km			
THHN14	14	Solid	0.015	0.4	0.004	0.1	0.102	2.6	15	22	15	THHN, THWN	TWN75, T90
		7	0.016	0.4	0.005	0.1	0.115	2.9	16	24	15	THHN, THWN, MTW	TWN75, T90
		19	0.015	0.4	0.004	0.1	0.109	2.8	16	24	15	THHN, THWN, MTW	TWN75, T90
THHN12	12	Solid	0.015	0.4	0.004	0.1	0.119	3.0	23	34	20	THHN, THWN	TWN75, T90
		7	0.016	0.4	0.005	0.1	0.124	3.1	23	35	20	THHN, THWN, MTW	TWN75, T90
		19	0.015	0.4	0.004	0.1	0.128	3.3	24	36	20	THHN, THWN, MTW	TWN75, T90
THHN10	10	Solid	0.020	0.5	0.004	0.1	0.150	3.8	36	54	30	THHN, THWN	TWN75, T90
		7	0.021	0.5	0.005	0.1	0.158	4.0	37	55	30	THHN, THWN, MTW	TWN75, T90
		19	0.020	0.5	0.004	0.1	0.161	4.1	38	57	30	THHN, THWN, MTW	TWN75, T90
THHN08	8	19	0.030	0.8	0.005	0.1	0.213	5.4	63	94	55	THHN, THWN-2, MTW	TWN75, T90
THHN06	6	19	0.030	0.8	0.005	0.1	0.249	6.3	95	141	75	THHN, THWN-2, MTW	TWN75, T90
THHN04	4	19	0.040	1.0	0.006	0.2	0.318	8.1	152	226	95	THHN, THWN-2, MTW	TWN75, T90
THHN03	3	19	0.040	1.0	0.006	0.2	0.346	8.8	189	281	110	THHN, THWN-2, MTW	TWN75, T90
THHN02	2	19	0.040	1.0	0.006	0.2	0.378	9.6	234	348	130	THHN, THWN-2, MTW	TWN75, T90
THHN01	1	19	0.050	1.3	0.007	0.2	0.435	11.0	299	445	150	THHN, THWN-2, MTW	TWN75, T90
THHN1/0	1/0	19	0.050	1.3	0.007	0.2	0.474	12.0	372	554	170	THHN, THWN-2, MTW	TWN75, T90
THHN2/0	2/0	19	0.050	1.3	0.007	0.2	0.518	13.2	462	687	195	THHN, THWN-2, MTW	TWN75, T90
THHN3/0	3/0	19	0.050	1.3	0.007	0.2	0.568	14.4	575	856	225	THHN, THWN-2, MTW	TWN75, T90
THHN4/0	4/0	19	0.050	1.3	0.007	0.2	0.624	15.8	718	1,068	260	THHN, THWN-2, MTW	TWN75, T90
THHN250	250	37	0.060	1.5	0.008	0.2	0.678	17.2	851	1,266	290	THHN, THWN-2, MTW	TWN75, T90
THHN300	300	37	0.060	1.5	0.008	0.2	0.730	18.5	1,012	1,506	320	THHN, THWN-2, MTW	TWN75, T90
THHN350	350	37	0.060	1.5	0.008	0.2	0.777	19.7	1,174	1,747	350	THHN, THWN-2, MTW	TWN75, T90
THHN400	400	37	0.060	1.5	0.008	0.2	0.821	20.9	1,334	1,985	380	THHN, THWN-2, MTW	TWN75, T90
THHN500	500	37	0.060	1.5	0.008	0.2	0.902	22.9	1,655	2,463	430	THHN, THWN-2, MTW	TWN75, T90
THHN600	600	61	0.070	1.8	0.009	0.2	0.998	25.3	1,987	2,957	475	THHN, THWN-2, MTW	-
THHN750	750	61	0.070	1.8	0.009	0.2	1.126	28.6	2,464	3,666	535	THHN, THWN-2, MTW	-
THHN1000	1000	61	0.070	1.8	0.009	0.2	1.275	32.4	3,257	4,846	615	THHN, THWN-2, MTW	-

⁰¹ THHN ampacities are for general use with ambient temperature @ 30°C per NEC Table 310.16

Notes

- Soft-annealed, bare copper conductor
- Polyvinyl chloride (PVC) insulation
- Nylon jacket
- RoHS Compliant
- A variety of insulation colors available

Available Certifications

UL: 1316, 1408, 1452, VW-1
 CSA: FT1
 Federal Spec: A-A-59544
 For CT use
 Sunlight Resistant

Applications

For use in manufacturing, machine tool and appliance applications. Rated for continuous use up to 90°C dry as THHN; 75°C dry or wet as THWN; 90°C dry or wet as THWN-2.

PVC - Type THW

Building Wire

UL: 75°C, 600V, VW-1



IEWC Part Number	AWG	Stranding	Nominal Insulation Thickness		Nominal O.D.		Approx. Weight		Ampacity ⁰¹
			in	mm	in	mm	lbs/1k ft	kg/km	
THW14	14	Solid	0.030	0.8	0.127	3.2	18	27	30
		7	0.030	0.8	0.133	3.4	19	28	30
		19	0.030	0.8	0.133	3.4	19	28	30
THW12	12	Solid	0.030	0.8	0.144	3.7	27	40	30
		7	0.030	0.8	0.153	3.9	27	41	35
		19	0.030	0.8	0.153	3.9	27	41	35
THW10	10	Solid	0.030	0.8	0.164	4.2	40	59	35
		19	0.030	0.8	0.178	4.5	41	60	50
		7	0.030	0.8	0.178	4.5	41	60	50
THW08	8	19	0.045	1.1	0.240	6.1	68	101	70
		7	0.045	1.1	0.240	6.1	68	101	70
THW06	6	7	0.060	1.5	0.306	7.8	109	162	95
		19	0.060	1.5	0.306	7.8	109	162	95
THW04	4	19	0.060	1.5	0.356	9.0	164	244	125

⁰¹ THW ampacities are for general use with ambient temperature @ 30°C per NEC Table 310.17

Notes

- Soft-annealed, bare copper conductor
- Polyvinyl chloride (PVC) insulation
- RoHS Compliant
- A variety of insulation colors available

Available Certifications

UL: 1283
 NEMA WC-5 / ICEA S-61-402
 Federal Spec. A-A-59544
 For CT Use

Applications

For use in manufacturing and appliance applications. Rated for continuous use up to 75°C.

XLPE - Type RHH/RHW-2/USE-2

Building Wire

UL: 90°C, 90°C Wet, 600 V



IEWC Part Number	AWG	Stranding	Nominal Insulation Thickness		Nominal O.D.		Approx. Weight		Ampacity ⁰¹	UL Type
			in	mm	in	mm	lbs/1k ft	kg/km		
XPUSE14	14	7	0.045	1.143	0.16	4.064	21	31	15	RHH, RHW-2, USE-2
XPUSE12	12	7	0.045	1.143	0.177	4.496	30	45	20	RHH, RHW-2, USE-2
XPUSE10	10	7	0.045	1.143	0.201	5.105	44	65	30	RHH, RHW-2, USE-2
XPUSE08	8	7	0.060	1.524	0.262	6.655	72	107	55	RHH, RHW-2, USE-2
XPUSE06	6	7	0.060	1.524	0.297	7.544	106	158	75	RHH, RHW-2, SIS, USE-2
XPUSE04	4	7	0.060	1.524	0.344	8.738	156	232	95	RHH, RHW-2, SIS, USE-2
XPUSE02	2	7	0.060	1.524	0.4	10.16	238	354	130	RHH, RHW-2, SIS, USE-2
XPUSE01	1	7	0.080	2.032	0.484	12.294	309	460	150	RHH, RHW-2, SIS, USE-2
XPUSE1/0	1/0	19	0.080	2.032	0.523	13.284	381	567	170	RHH, RHW-2, SIS, USE-2
XPUSE2/0	2/0	19	0.080	2.032	0.567	14.402	472	702	195	RHH, RHW-2, SIS, USE-2
XPUSE3/0	3/0	19	0.080	2.032	0.617	15.672	586	872	225	RHH, RHW-2, SIS, USE-2
XPUSE4/0	4/0	19	0.080	2.032	0.673	17.094	729	1,085	260	RHH, RHW-2, SIS, USE-2
XPUSE250	250	37	0.095	2.413	0.751	19.075	867	1,290	290	RHH, RHW-2, USE-2
XPUSE300	300	37	0.095	2.413	0.804	20.422	1,029	1,531	320	RHH, RHW-2, USE-2
XPUSE350	350	37	0.095	2.413	0.854	21.692	1,191	1,772	350	RHH, RHW-2, USE-2
XPUSE400	400	37	0.095	2.413	0.899	22.835	1,352	2,012	380	RHH, RHW-2, USE-2
XPUSE500	500	37	0.095	2.413	0.983	24.968	1,674	2,491	430	RHH, RHW-2, USE-2
XPUSE600	600	61	0.110	2.794	0.109	2.766	2,012	2,994	475	RHH, RHW-2, USE-2
XPUSE700	700	61	0.110	2.794	0.116	2.941	2,332	3,470	520	RHH, RHW-2, USE-2
XPUSE750	750	61	0.110	2.794	0.119	3.025	2,492	3,709	535	RHH, RHW-2, USE-2
XPUSE800	800	61	0.110	2.794	0.122	3.106	2,652	3,947	555	RHH, RHW-2, USE-2
XPUSE900	900	61	0.110	2.794	0.128	3.259	2,970	4,420	585	RHH, RHW-2, USE-2
XPUSE1000	1000	61	0.110	2.794	0.134	3.404	3,288	4,893	615	RHH, RHW-2, USE-2

⁰¹ RHH, RHW-2, USE-2 ampacities are for general use with ambient temperature @ 30°C per NEC Table 310.16

Notes

- Soft-annealed, bare copper conductor
- Chemically cross-linked polyethylene (XLPE) insulation
- A variety of insulation colors available

Available Certifications

RoHS Compliant
A-A-59544
NEMA WC-70 / ICEA S-95-658

Applications

For use in underground applications. Rated for continuous use up to 90°C dry or wet.

XLPE - Type XHHW-2

Building Wire

UL: 90°C, 90°C Wet, 600V



IEWC Part Number	AWG	Stranding	Nominal Insulation Thickness		Nominal O.D.		Approx. Weight		Ampacity ⁰¹
			in	mm	in	mm	lbs/1k ft	kg/km	
XHHW14	14	7	0.030	0.8	0.130	3.3	18	27	25
XHHW12	12	7	0.030	0.8	0.145	3.7	26	39	30
XHHW10	10	7	0.030	0.8	0.171	4.3	40	60	40
XHHW08	8	7	0.045	1.1	0.232	5.9	66	98	55
XHHW06	6	7	0.045	1.1	0.267	6.8	99	147	75
XHHW04	4	7	0.045	1.1	0.314	8.0	149	222	95
XHHW02	2	7	0.045	1.1	0.370	9.4	230	342	130
XHHW01	1	19	0.055	1.4	0.434	11.0	292	435	150
XHHW1/0	1/0	19	0.055	1.4	0.473	12.0	363.0	540	170
XHHW2/0	2/0	19	0.055	1.4	0.517	13.1	452.0	673	195
XHHW3/0	3/0	19	0.055	1.4	0.569	14.5	565.0	841	225
XHHW4/0	4/0	19	0.055	1.4	0.625	15.9	706.0	1051	260
XHHW250	250	37	0.065	1.7	0.691	17.6	835.0	1243	290
XHHW300	300	37	0.065	1.7	0.744	18.9	995.0	1481	320
XHHW350	350	37	0.065	1.7	0.794	20.2	1155.0	1719	350
XHHW400	400	37	0.065	1.7	0.839	21.3	1314.0	1955	380
XHHW500	500	37	0.065	1.7	0.923	23.4	1633.0	2430	430
XHHW600	600	61	0.080	2.0	1.029	26.1	1966.0	2926	475
XHHW700	700	61	0.080	2.0	1.098	27.9	2283.0	3397	520
XHHW750	750	61	0.080	2.0	1.131	28.7	2441.0	3633	535
XHHW1000	1000	61	0.080	2.0	1.280	32.5	3230.0	4807	615

⁰¹XHHW-2 ampacities are for general use with ambient temperature @ 30°C per NEC Table 310.16

Notes

- Soft-annealed, bare copper conductor
- Chemically cross-linked polyethylene (XLPE) insulation
- A variety of insulation colors available

Alternative Constructions

- Soft-annealed, tinned copper conductor

Available Certifications

- UL: VW-1
- For CT use
- ICEA S-95-658
- Sunlight resistant

Applications

For use in manufacturing and appliance applications. Rated for continuous use up to 90°C dry or wet.



Automotive Wire & Cable




Automotive Primary Wire

104-112



Battery Cable

118-122



Multi-Conductor Automotive Cable

113-117

PVC - Type GPT

Automotive Primary Wire

SAE: -40°C to 85°C, 60V, J1128



IEWC Part Number	AWG	Stranding	Nominal Insulation Thickness		Nominal O.D.		Approx. Weight	
			in	mm	in	mm	lbs/1k ft	kg/km
GPT20	20	7/28	0.023	0.6	0.084	2.1	6	9
GPT18	18	16/30	0.023	0.6	0.092	2.3	8	12
GPT16	16	19/29	0.023	0.6	0.103	2.6	11	16
GPT14	14	19/27	0.023	0.6	0.117	3.0	16	24
GPT12	12	19/25	0.026	0.7	0.142	3.6	25	37
GPT10	10	19/23	0.031	0.8	0.175	4.4	38	57
GPT08	8	19/21	0.037	0.9	0.215	5.5	61	91

Notes

- Soft-annealed, bare copper conductor
- Polyvinyl chloride (PVC) insulation
- RoHS Compliant
- A variety of insulation colors available

Alternative Constructions

- Soft-annealed, tinned copper conductor
- Temperature rating up to 105°C

Available Certifications

SAE: J2549
Ford: ESB-M1L 56-A
Chrysler: MS-3450
Delphi: ESM-3012

Applications

For use in automotive and electric motor & generator applications. Rated for continuous use from -40°C up to 85°C.

PVC - Type HDT

Automotive Primary Wire

SAE: -40°C to 85°C, 60V, J1128



IEWC Part Number	AWG	Stranding	Nominal Insulation Thickness		Nominal O.D.		Approx. Weight	
			in	mm	in	mm	lbs/1k ft	kg/km
HDT20	20	7/.0124	0.072	1.8	0.110	2.8	9	13
HDT18	18	16/.0098	0.074	1.9	0.121	3.1	11	16
HDT16	16	19/.011	0.080	2.0	0.135	3.4	15	22
HDT14	14	19/.0141	0.082	2.1	0.153	3.9	20	30
HDT12	12	19/.0117	0.092	2.3	0.181	4.6	30	45
HDT10	10	19/.0223	0.092	2.3	0.204	5.2	43	64
HDT08	8	19/21	0.110	2.8	0.250	6.4	69	103

Notes

- Soft-annealed, bare copper conductor
- Polyvinyl chloride (PVC) insulation
- RoHS Compliant
- A variety of insulation colors available

Alternative Constructions

- Soft-annealed, tinned copper conductor
- Temperature rating up to 105°C

Available Certifications

Ford: ESB-M1L50-A
Chrysler: MS-3494

Applications

For use in automotive and electric motor & generator applications. Rated for continuous use from -40°C up to 85°C.

PVC - Type TWP

Automotive Primary Wire

SAE: -40°C to 85°C, 60V, J1128



IEWC Part Number	AWG	Stranding	Nominal Insulation Thickness		Nominal O.D.		Approx. Weight	
			in	mm	in	mm	lbs/1k ft	kg/km
TWP24	24	7/32	0.016	0.4	0.057	1.4	2	3
TWP22	22	7/30	0.016	0.4	0.062	1.6	3	4
TWP20	20	7/28	0.016	0.4	0.070	1.8	4	6
TWP18	18	19/0092	0.016	0.4	0.078	2.0	6	9
TWP16	16	19/29	0.016	0.4	0.089	2.3	9	13
TWP14	14	19/27	0.016	0.4	0.103	2.6	14	21
TWP12	12	19/25	0.018	0.5	0.126	3.2	22	33
TWP10	10	19/23	0.020	0.5	0.155	3.9	35	52

Notes

- Soft-annealed, bare copper conductor
- Polyvinyl chloride (PVC) insulation
- RoHS Compliant
- A variety of insulation colors available

Alternative Constructions

- Soft-annealed, tinned copper conductor
- Temperature rating up to 105°C

Available Certifications

SAE: J2549
 Ford: ESB-M1L120A
 Chrysler: MS-7889
 Delphi: ESM-3089

Applications

For use in automotive and electric motor & generator applications. Rated for continuous use from -40°C up to 85°C.

XLPE - Type GXL

Automotive Primary Wire

SAE: -40°C to 125°C, 60V, J1128



IEWC Part Number	AWG	Stranding	Nominal Insulation Thickness		Nominal O.D.		Approx. Weight	
			in	mm	in	mm	lbs/1k ft	kg/km
GXL20	20	7/28	0.023	0.6	0.084	2.1	7	10
GXL18	18	16/30	0.023	0.6	0.094	2.4	8	12
GXL16	16	19/29	0.023	0.6	0.106	2.7	11	16
GXL14	14	19/27	0.023	0.6	0.117	3.0	16	24
GXL12	12	19/25	0.026	0.7	0.143	3.6	24	36
GXL10	10	19/23	0.031	0.8	0.175	4.4	38	57
GXL08	8	19/21	0.037	0.9	0.218	5.5	68	101

Notes

- Soft-annealed, bare copper conductor
- Chemically cross-linked polyethylene (XLPE) insulation
- RoHS Compliant
- A variety of insulation colors available

Alternative Constructions

- Soft-annealed, tinned copper conductor

Available Certifications

SAE: J2549
 Ford: ESB-M1L86-A, ESB-M1L85-B
 Chrysler: MS-8900
 Delphi: M-3070

Applications

For use in automotive applications. Rated for continuous use from -40°C up to 125°C.

XLPE - Type SXL

Automotive Primary Wire

SAE: -40°C to 125°C, 60V, J1128



IEWC Part Number	AWG	Stranding	Nominal Insulation Thickness		Nominal O.D.		Approx. Weight	
			in	mm	in	mm	lbs/1k ft	kg/km
SXL20	20	7/28	0.029	0.7	0.096	2.4	7	10
SXL18	18	16/30	0.030	0.8	0.110	2.8	9	13
SXL16	16	19/29	0.032	0.8	0.120	3.0	12	18
SXL14	14	19/27	0.035	0.9	0.139	3.5	18	27
SXL12	12	19/25	0.037	0.9	0.162	4.1	27	40
SXL10	10	19/23	0.041	1.0	0.192	4.9	41	61
SXL08	8	19/21	0.043	1.1	0.231	5.9	63	94

Notes

- Soft-annealed, bare copper conductor
- Chemically cross-linked polyethylene (XLPE) insulation
- RoHS Compliant
- A variety of insulation colors available

Alternative Constructions

- Soft-annealed, tinned copper conductor

Available Certifications

SAE: J2549
Ford: ESB-M1L86-A, ESB-M1L85-A
Chrysler: MS-5919
Delphi: ESM-3023

Applications

For use in automotive applications. Rated for continuous use from -40°C up to 125°C.

XLPE - Type TXL

Automotive Primary Wire

SAE: -40°C to 125°C, 60V, J1128



IEWC Part Number	AWG	Stranding	Nominal Insulation Thickness		Nominal O.D.		Approx. Weight	
			in	mm	in	mm	lbs/1k ft	kg/km
TXL22	22	7/30	0.016	0.4	0.062	1.6	3	4
TXL20	20	7/28	0.016	0.4	0.070	1.8	5	7
TXL18	18	19/.0092	0.016	0.4	0.078	2.0	6	9
TXL18	18	16/30	0.016	0.4	0.078	2.0	6	9
TXL16	16	19/29	0.016	0.4	0.089	2.3	9	13
TXL14	14	19/27	0.016	0.4	0.102	2.6	14	21
TXL12	12	19/25	0.018	0.5	0.127	3.2	22	33
TXL10	10	19/23	0.020	0.5	0.155	3.9	35	52
TXL08	8	19/.0285	0.022	0.6	0.191	4.9	55	82

Notes

- Soft-annealed, bare copper conductor
- Chemically cross-linked polyethylene (XLPE) insulation
- RoHS Compliant
- A variety of insulation colors available

Alternative Constructions

- Soft-annealed, tinned copper conductor
- Topcoat conductor

Available Certifications

SAE: J2549
 Ford: ESB-M1L123-A
 Chrysler: MS-8288

Applications

For use in automotive applications. Rated for continuous use from -40°C up to 125°C.

PVC - Type FLRY

Automotive Primary Wire

ISO: -40°C to 105°C, 60V, 6722 Class B



IEWC Part Number	Metric Gauge Size - mm ²	Approx. AWG	Stranding	Nominal Insulation Thickness		Nominal O.D.		Approx. Weight	
				in	mm	in	mm	lbs/1k ft	kg/km
FLRYA.22	.22	24	7/.21mm	0.008	0.2	0.045	1.2	2	3
FLRYA.35	.35	22	7/.26mm	0.008	0.2	0.049	1.3	3	5
FLRYA.5	.50	20	19/.19mm	0.009	0.2	0.059	1.5	5	7
FLRYA.75	.75	18	19/.23mm	0.009	0.2	0.071	1.8	6	9
FLRYA1.0	1.00	17	19/.26mm	0.009	0.2	0.079	2.0	7	11
FLRYA1.5	1.50	16	19/.32mm	0.009	0.2	0.091	2.3	11	16
FLRYA2.5	2.50	14	19/.41mm	0.011	0.3	0.112	2.9	18	26

Notes

- Soft-annealed, bare copper conductor
- Type A strand configuration
- Polyvinyl chloride (PVC) insulation
- RoHS Compliant
- A variety of insulation colors available

Alternative Constructions

- Type B strand configuration

Complies with:

Chrysler: MS-12441
 Ford: ES-AU5T-1A348-AA
 GM: GMW15626
 Volkswagen: LV 112

Applications

For use in automotive and electric motor & generator applications. Rated for continuous use from -40°C up to 105°C.

XLPE - Type FLR2X

Automotive Primary Wire

ISO: -40°C to 125°C, 60V, 6722 Class C



IEWC Part Number	Metric Gauge Size - mm ²	Approx. AWG	Stranding	Nominal Insulation Thickness		Nominal O.D.		Approx. Weight	
				in	mm	in	mm	lbs/1k ft	kg/km
FLR2X.35	.35	22	7/.27mm	0.008	0.2	0.055	1.4	3	4
FLR2X.5	.50	20	19/.19mm	0.009	0.2	0.063	1.6	4	6
FLR2X.75	.75	18	19/.24mm	0.009	0.2	0.075	1.9	6	9
FLR2X1.0	1.00	17	19/.27mm	0.009	0.2	0.083	2.1	8	12
FLR2X1.5	1.50	16	19/.33mm	0.009	0.2	0.094	2.4	11	16
FLR2X2.0	2.00	15	19/.38mm	0.011	0.3	0.110	2.8	15	22
FLR2X2.5	2.50	14	37/.28mm	0.011	0.3	0.118	3.0	18	27

Notes

- Soft-annealed, bare copper conductor
- Type A strand configuration
- Cross-linked polyethylene (XLPE) insulation
- RoHS Compliant
- A variety of insulation colors available

Alternative Constructions

- Type B strand configuration

Complies with:

Chrysler: MS-12441
 Ford: ES-AU5T-1A348-AA
 GM: GMW15626

Applications

For use in automotive and electric motor & generator applications. Rated for continuous use from -40°C up to 125°C.

Irradiated XLPO - Type FLR91X

Automotive Primary Wire

ISO: -55°C to 150°C, 60V, 6722 Class D



IEWC Part Number	Metric Gauge Size - mm ²	Approx. AWG	Stranding	Nominal Insulation Thickness		Nominal O.D.		Approx. Weight	
				in	mm	in	mm	lbs/1k ft	kg/km
FLR91X.5	.50	20	19/.18mm	0.011	0.3	0.059	1.5	4	6
FLR91X.75	.75	18	19/.22mm	0.012	0.3	0.071	1.8	6	9
FLR91X1.0	1.00	17	19/.25mm	0.012	0.3	0.079	2.0	8	12
FLR91X1.5	1.50	16	19/.32mm	0.012	0.3	0.091	2.3	11	16
FLR91X2.5	2.50	14	37/.29mm	0.014	0.4	0.112	2.9	17	25
FLR91X4.0	4.00	12	37/.37mm	0.016	0.4	0.140	3.6	28	42

Notes

- Soft-annealed, bare copper conductor
- Type A strand configuration
- Irradiated cross-linked polyolefin (XLPO) insulation
- RoHS Compliant
- A variety of insulation colors available

Complies with:

Chrysler: MS-12441
 Ford: ES-AU5T-1A348-AA
 GM: GMW15626
 Volvo: T4

Applications

For use in automotive and electric motor & generator applications. Rated for continuous use from -55°C up to 150°C.

PVC - Type GPT Flat Bonded Multi-Conductor Cable

Bonded Automotive Primary Wire; Rip Cord

SAE: 105°C, 60V, J1128



IEWC Part Number	AWG	No. of Conductors	Stranding	Nominal Insulation Thickness		Nominal O.D.		Approx. Weight	
				in	mm	in	mm	lbs/1k ft	kg/km
GPT2002RC	20	2	7/.0124	0.023	0.6	0.084 x 0.168	2.1 x 4.3	12	18
GPT2003RC		3	7/.0124	0.023	0.6	0.084 x 0.252	2.1 x 6.4	18	27
GPT2004RC		4	7/.0124	0.023	0.6	0.084 x 0.336	2.1 x 8.5	24	36
GPT2005RC		5	7/.0124	0.023	0.6	0.084 x 0.420	2.1 x 10.7	31	45
GPT1802RC	18	2	16/30	0.023	0.6	0.094 x 0.188	2.4 x 4.8	16	24
GPT1803RC		3	16/30	0.023	0.6	0.094 x 0.282	2.4 x 7.2	24	36
GPT1804RC		4	16/30	0.023	0.6	0.094 x 0.376	2.4 x 9.6	32	48
GPT1805RC		5	16/30	0.023	0.6	0.094 x 0.470	2.4 x 12.0	40	60
GPT1602RC	16	2	19/.011	0.023	0.6	0.102 x 0.204	2.6 x 5.2	22	33
GPT1603RC		3	19/.011	0.023	0.6	0.102 x 0.306	2.6 x 7.8	33	49
GPT1604RC		4	19/.011	0.023	0.6	0.102 x 0.408	2.6 x 10.4	44	65
GPT1605RC		5	19/.011	0.023	0.6	0.102 x 0.510	2.6 x 13.0	55	82
GPT1402RC	14	2	19/.0141	0.023	0.6	0.117 x 0.234	3.0 x 6.0	32	47
GPT1403RC		3	19/.0141	0.023	0.6	0.117 x 0.351	3.0 x 8.9	48	71
GPT1404RC		4	19/.0141	0.023	0.6	0.117 x 0.468	3.0 x 11.9	63	94
GPT1405RC		5	19/.0141	0.023	0.6	0.117 x 0.585	3.0 x 14.9	79	118
GPT1202RC	12	2	19/.0177	0.026	0.7	0.142 x 0.284	3.6 x 7.2	39	57
GPT1204RC		4	19/.0177	0.026	0.7	0.142 x 0.568	3.6 x 14.4	77	114
GPT1205RC		5	19/.0177	0.026	0.7	0.142 x 0.710	3.6 x 18.0	96	142
GPT1002RC	10	2	19/23	0.031	0.8	0.178 x 0.360	4.5 x 9.1	77	115

Notes

- Soft-annealed, bare copper conductor
- Polyvinyl chloride (PVC) insulation
- RoHS Compliant
- 22 AWG not SAE rated
- A variety of insulation colors available

Alternative Constructions

- Soft-annealed, tinned copper conductor

Applications

For use in automotive applications. Rated for continuous use up to 105°C.

PVC/PVC - Brake Cable Flat Jacketed Multi-Conductor

Automotive Primary Multi-Conductor Cable



IEWC Part Number	AWG	No. of Conductors	Stranding
BRC1802P	18	2	16/30
BRC1803P		3	16/30
BRC1602P	16	2	19/29
BRC1603P		3	19/29
BRC1604P		4	19/29
BRC1402P	14	2	41/30
BRC1403P		3	41/30
BRC1404P		4	41/30
BRC1405P		5	41/30
BRC1202P	12	2	19/25
BRC1203P		3	19/25
BRC1204P		4	19/25
BRC1002P	10	2	19/23
BRC1003P		3	19/23
BRC1004P		4	19/23
BRC0802P	8	2	19/21

Most brake cable is manufactured to customer specifications. Data shown is a sample of available products. Many configurations available upon request.

Notes

- Soft-annealed, bare copper conductor
- Polyvinyl chloride (PVC) insulation (GPT or TWP)
- Polyvinyl chloride (PVC) jacket
- A variety of insulation colors available
- Standard jacket colors: black or gray

Alternative Constructions

- Soft-annealed, tinned copper conductor
- Temperature rating up to 105°C

Available Certifications

SAE: J1128

Applications

For use in automotive applications. Rated for continuous use up to 80°C.

XLPE/PVC - Brake Cable Flat Jacketed Multi-Conductor

Automotive Primary Multi-Conductor Cable



IEWC Part Number	AWG	No. of Conductors	Stranding
BRC1802	18	2	16/30
BRC1803		3	16/30
BRC1602	16	2	19/29
BRC1603		3	19/29
BRC1604		4	19/29
BRC1402		2	41/30
BRC1403	14	3	41/30
BRC1404		4	41/30
BRC1405		5	41/30
BRC1202		2	19/25
BRC1203	12	3	19/25
BRC1204		4	19/25
BRC1002		2	19/23
BRC1003	10	3	19/23
BRC1004		4	19/23
BRC0802	8	2	19/21

Most brake cable is manufactured to customer specifications. Data shown is a sample of available products. Many configurations available upon request.

Notes

- Soft-annealed, bare copper conductor
- Chemically cross-linked polyethylene (XLPE) insulation (GXL, SXL or TXL)
- Polyvinyl chloride (PVC) jacket
- A variety of insulation colors available
- Standard jacket colors: black or gray

Alternative Constructions

- Soft-annealed, tinned copper conductor

Available Certifications

SAE: J1128

Applications

For use in automotive applications. Rated for continuous use up to 105°C.

PVC/PVC - Trailer Cable Round Jacketed Multi-Conductor

Automotive Primary Multi-Conductor Cable



IEWC Part Number	AWG	No. of Conductors	Stranding
TRC2602P	26	2	7/34
TRC2206P	22	6	7/30
TRC2002P		2	19/32
TRC2003P		3	19/32
TRC2004P	20	4	19/32
TRC2005P		5	19/32
TRC2009P		9	19/32
TRC1802P		2	16/30
TRC1803P		3	16/30
TRC1804P	18	4	16/30
TRC1806P		6	16/30
TRC1602P		2	19/29
TRC1603P		3	19/29
TRC1604P		4	19/29
TRC1605P		5	19/29
TRC1606P	16	6	19/29
TRC1608P		8	19/29
TRC1616P		16	19/29
TRC1618P		18	19/29
TRC1623P		23	19/29
TRC1402P		2	41/30
TRC1403P		3	41/30
TRC1404P	14	4	41/30
TRC1406P		6	41/30
TRC1407P		7	41/30
TRC1202P		2	19/25
TRC1204P		4	19/25
TRC1205P	12	5	19/25
TRC1206P		6	19/25
TRC1002P	10	2	19/23

Most trailer cable is manufactured to customer specifications. Data shown is a sample of available products. Many configurations available upon request.

Notes

- Soft-annealed, bare copper conductor
- Polyvinyl chloride (PVC) insulation
- Polyvinyl chloride (PVC) jacket
- A variety of insulation colors available
- Standard jacket colors: black or gray

Alternative Constructions

- Soft-annealed, tinned copper conductor

Available Certifications

SAE: J1128

Applications

For use in automotive applications. Rated for continuous use up to 105°C.

XLPE/PVC - Trailer Cable Round Jacketed Multi-Conductor

Automotive Primary Multi-Conductor Cable



IEWC Part Number	AWG	No. of Conductors	Stranding
TRC2602	26	2	7/34
TRC2206	22	6	7/30
TRC2002		2	19/32
TRC2003		3	19/32
TRC2004	20	4	19/32
TRC2005		5	19/32
TRC2009		9	19/32
TRC1802		2	16/30
TRC1803		3	16/30
TRC1804	18	4	16/30
TRC1806		6	16/30
TRC1602		2	19/29
TRC1603		3	19/29
TRC1604		4	19/29
TRC1605		5	19/29
TRC1606	16	6	19/29
TRC1608		8	19/29
TRC1616		16	19/29
TRC1618		18	19/29
TRC1623		23	19/29
TRC1402		2	41/30
TRC1403		3	41/30
TRC1404	14	4	41/30
TRC1406		6	41/30
TRC1407		7	41/30
TRC1202		2	19/25
TRC1204		4	19/25
TRC1205	12	5	19/25
TRC1206		6	19/25
TRC1002	10	2	19/23

Most trailer cable is manufactured to customer specifications. Data shown is a sample of available products. Many configurations available upon request.

Notes

- Soft-annealed, bare copper conductor
- Chemically cross-linked polyethylene (XLPE) insulation
- Polyvinyl chloride (PVC) jacket
- A variety of insulation colors available
- Standard jacket color: black or gray

Alternative Constructions

- Soft-annealed, tinned copper conductor
- Composite cables
- Temperature rating up to 105°C

Available Certifications

SAE: J1128

Applications

For use in automotive applications. Rated for continuous use up to 105°C.

CPE - Type SGR

Battery Cable

SAE: 90°C, J1127



IEWC Part Number	AWG	Stranding	Nominal Insulation Thickness		Nominal O.D.		Approx. Weight	
			in	mm	in	mm	lbs/1k ft	kg/km
SGR06	6	49/23	0.060	1.5	0.297	7.5	78	116
		137/27	0.060	1.5	0.300	7.6	79	118
SGR04	4	61/22	0.065	1.7	0.353	9.0	132	196
		133/25	0.065	1.7	0.359	9.1	132	196
		420/30	0.065	1.7	0.389	9.9	133	198
SGR02	2	127/23	0.065	1.7	0.428	10.9	200	298
		133/23	0.065	1.7	0.426	10.8	212	315
		266/26	0.065	1.7	0.457	11.6	196	292
		665/30	0.065	1.7	0.448	11.4	205	305
SGR01	1	704/30	0.065	1.7	0.436	11.1	192	286
		127/22	0.065	1.7	0.480	12.2	247	368
		266/25	0.065	1.7	0.498	12.6	258	384
SGR1/0	1/0	880/30	0.065	1.7	0.481	12.2	257	382
		127/21	0.065	1.7	0.537	13.6	299	445
SGR2/0	2/0	266/24	0.065	1.7	0.496	12.6	310	461
		1064/30	0.065	1.7	0.556	14.1	328	488
SGR3/0	3/0	127/20	0.065	1.7	0.551	14.0	402	598
		1408/30	0.065	1.7	0.570	14.5	409	609
SGR3/0	3/0	1760/30	0.078	2.0	0.640	16.3	518	771
SGR4/0	4/0	2224/30	0.078	2.0	0.722	18.3	653	972

Notes

- Soft-annealed, bare copper conductor
- Chlorinated polyethylene (CPE) insulation
- RoHS Compliant
- Standard insulation colors: black and red

Alternative Constructions

- Ethylene propylene diene monomer (EPDM) insulation
- Temperature rating up to 125°C

Available Certifications

SAE: J1654
 Ford: ESF-M1L6-A, ESF-M1L28-A,
 ESF-M1L34-A, ESF-M164-A, ESF-
 M165-A, EST-M1L118-A
 Chrysler: MS-1864
 Delphi: M-1643, M-3770

Applications

For use in automotive, grounding, lighting, tool and appliance applications. Rated for continuous use up to 90°C.

PVC - Type SGT

Automotive Starter, Ground, or Battery Cable

SAE: - 40°C to 80°C, J1127



IEWC Part Number	AWG	Stranding	Nominal Insulation Thickness		Nominal O.D.		Approx. Weight	
			in	mm	in	mm	lbs/1k ft	kg/km
SGT06	6	37/21	0.060	1.5	0.315	8.0	130	193
		133/27	0.060	1.5	0.333	8.5	130	193
SGT04	4	61/22	0.065	1.7	0.360	9.1	170	253
		133/25	0.065	1.7	0.393	10.0	172	256
SGT02	2	133/.0218	0.065	1.7	0.440	11.2	258	384
SGT01	1	133/22	0.065	1.7	0.480	12.2	322	479
		259/.0179	0.065	1.7	0.508	12.9	330	491
SGT1/0	1/0	133/21	0.065	1.7	0.520	13.2	431	641
		259/.020	0.065	1.7	0.554	14.1	440	655
		1026/30	0.065	1.7	0.515	13.1	352	524
SGT2/0	2/0	133/20	0.065	1.7	0.570	14.5	497	740
		259/.0226	0.065	1.7	0.670	17.0	508	756
SGT3/0	3/0	1254/30	0.065	1.7	0.570	14.5	453	674
		266/22	0.078	2.0	0.676	17.2	603	897
SGT4/0	4/0	361/.021	0.078	2.0	0.671	17.0	603	897
		361/.0239	0.078	2.0	0.731	18.6	779	1159
SGT4/0	4/0	418/.0223	0.078	2.0	0.780	19.8	779	1159
		2052/30	0.078	2.0	0.706	17.9	737	1097

Notes

- Soft-annealed, bare copper conductor
- Polyvinyl chloride (PVC) insulation
- RoHS Compliant
- Standard insulation colors: black and red

Alternative Constructions

- Soft-annealed, tinned copper conductor
- Temperature rating up to 105°C

Available Certifications

SAE: J1128
CSA: CL 1254, FT2

Applications

For use in automotive, grounding, lighting, tool and appliance applications. Rated for continuous use from -40°C up to 80°C.

XLPO - Type SGX

Automotive Starter, Ground or Battery Cable

SAE: -40°C to 125°C, 60V, J1127



IEWC Part Number	AWG	Stranding	Nominal Insulation Thickness		Nominal O.D.		Approx. Weight	
			in	mm	in	mm	lbs/1k ft	kg/km
SGX06	6	37/.0266	0.065	1.7	0.294	7.5	100	149
		49/.0232	0.065	1.7	0.315	8.0	105	156
		133/27	0.060	1.5	0.315	8.0	111	165
		266/.0098	0.065	1.7	0.325	8.3	108	161
SGX04	4	61/.0249	0.065	1.7	0.340	8.6	146	217
		133/25	0.065	1.7	0.374	9.5	167	249
SGX02	2	127/23	0.065	1.7	0.435	11.0	244	363
		133/.0218	0.065	1.7	0.440	11.2	258	384
SGX01	1	133/22	0.065	1.7	0.480	12.2	322	479
		259/25	0.065	1.7	0.460	11.7	307	457
SGX1/0	1/0	133/.0275	0.065	1.7	0.535	13.6	431	641
		1026/30	0.065	1.7	0.523	13.3	369	549
SGX2/0	2/0	133/.0309	0.065	1.7	0.585	14.9	499	743
		1254/30	0.065	1.7	0.578	14.7	461	686
		1330/30	0.065	1.7	0.577	14.7	499	743
SGX3/0	3/0	1615/30	0.078	2.0	0.654	16.6	589	877
		1672/30	0.078	2.0	0.670	17.0	603	897
SGX4/0	4/0	2014/30	0.078	2.0	0.706	17.9	766	1140
		2052/30	0.078	2.0	0.714	18.1	746	1110
		2109/30	0.078	2.0	0.732	18.6	779	1159

Notes

- Soft-annealed, bare copper conductor
- Chemically cross-linked polyolefin (XLPO) insulation
- RoHS Compliant
- Standard insulation colors: black and red

Alternative Constructions

- Soft-annealed, tinned copper conductor
- Chemically cross-linked polyethylene (XLPE) insulation

Available Certifications

SAE: J1654
 Ford: ESB-M1L85-A, ESF-M1L92-A
 Chrysler: MS-5919
 Delphi: ESM-3024

Applications

For use in automotive, grounding, lighting, tool and appliance applications. Rated for continuous use from -40°C up to 125°C.

Irradiated XLPO (EXRAD®) Battery Cable

Automotive Battery Cable

SAE: -70°C to 150°C



IEWC Part Number	AWG	Stranding	Nominal Insulation Thickness		Nominal O.D.		Approx. Weight		Ampacity ⁰¹
			in	mm	in	mm	lbs/1k ft	kg/km	
EXRAD*FX*10	10	105/30	0.021	0.5	0.156	4.0	38	56	80
EXRAD*FX*08	8	133/29	0.030	0.8	0.224	5.7	62	92	106
EXRAD*FX*06	6	133/27	0.030	0.8	0.252	6.4	94	140	155
EXRAD*FX*04	4	133/25	0.030	0.8	0.302	7.7	146	217	190
EXRAD*FX*02	2	665/30	0.034	0.9	0.393	10.0	235	350	255
EXRAD*FX*01	1	779/30	0.050	1.3	0.440	11.2	275	409	293
EXRAD*FX*1/0	1/0	1007/30	0.050	1.3	0.490	12.5	349	519	339
EXRAD*FX*2/0	2/0	1254/30	0.055	1.4	0.548	13.9	441	656	390
EXRAD*FX*3/0	3/0	1568/30	0.055	1.4	0.640	16.3	515	766	451
EXRAD*FX*4/0	4/0	2107/30	0.055	1.4	0.712	18.1	756	1,125	529

Exrad is a registered trademark of Champlain Cable Corp.

⁰¹ Ampacities are for general use of 150°C conductor with ambient temperature @ 40°C.

Notes

- Soft-annealed, bare copper conductor
- Irradiated cross-linked polyolefin (XLPO) insulation
- Standard insulation color: orange

Alternative Constructions

- Shielded constructions

Available Certifications

SAE: J1127
RoHS Compliant

Applications

For use in automotive, grounding, lighting, tool and appliance applications. Rated for continuous use from -70°C up to 150°C.

Irradiated XLE (EXRAD®) Shielded Battery Cable

Shielded Automotive Battery Cable

SAE: -70°C to 150°C, 600V, J1654

UL: 1000V



IEWC Part Number	AWG	Stranding	Nominal Insulation Thickness		Nominal O.D. Over Shield		Nominal Jacket Thickness		Nominal O.D.		Approx. Weight		Ampacity ⁰¹
			in	mm	in	mm	in	mm	in	mm	lbs/1k ft	kg/km	
EXRAD10-XLEOBS	10	105/30	0.050	1.3	0.184	4.7	0.050	1.3	0.234	5.9	59	88	80
EXRAD08-XLEOBS	8	133/29	0.070	1.8	0.254	6.5	0.050	1.3	0.304	7.7	92	137	106
EXRAD06-XLEOBS	6	133/27	0.070	1.8	0.283	7.2	0.050	1.3	0.333	8.5	126	188	155
EXRAD04-XLEOBS	4	133/25	0.070	1.8	0.330	8.4	0.060	1.5	0.390	9.9	187	278	190
EXRAD02-XLEOBS	2	665/30	0.070	1.8	0.410	10.4	0.080	2.0	0.490	12.4	295	439	255
EXRAD01-XLEOBS	1	779/30	0.100	2.5	0.469	11.9	0.060	1.5	0.529	13.4	335	499	293
EXRAD1/0-XLEOBS	1/0	1007/30	0.110	2.8	0.528	13.4	0.060	1.5	0.588	14.9	412	613	339
EXRAD2/0-XLEOBS	2/0	1254/30	0.120	3.0	0.586	14.9	0.080	2.0	0.666	16.9	534	795	390
EXRAD3/0-XLEOBS	3/0	1615/30	0.120	3.0	0.623	15.8	0.080	2.0	0.703	17.9	620	923	451
EXRAD4/0-XLEOBS	4/0	2107/30	0.120	3.0	0.750	19.1	0.080	2.0	0.830	21.1	876	1,304	529

Exrad is a registered trademark of Champlain Cable Corp.

⁰¹ Ampacities are for general use of 150°C conductor with ambient temperature @ 40°C

Notes

- Soft-annealed, bare copper conductor
- Irradiated cross-linked elastomer (XLE) insulation
- Tinned copper braid shield
- Irradiated cross-linked elastomer (XLE) jacket
- 1000V in accordance with UL 758
- Standard insulation color: orange

Alternative Constructions

- Metric (mm) sizes
- Unshielded constructions

Applications

For use in automotive, electric motor & generator, grounding, lighting, tool and appliance applications. Rated for continuous use from -70°C up to 150°C.



Marine Wire & Cable



Marine Primary Wire
124



Marine Battery Cable
127



Multi-Conductor Boat Cable
125-126

PVC - Type GPT Marine

Marine Primary Wire

SAE: 105°C, 75°C Wet, 60V, J1128, J378



IEWC Part Number	AWG	Stranding	Nominal Insulation Thickness		Nominal O.D.		Approx. Weight	
			in	mm	in	mm	lbs/1k ft	kg/km
GPTM18	18	16	0.023	0.6	0.093	2.4	8	12
GPTM16	16	19	0.023	0.6	0.105	2.7	11	16
GPTM14	14	19	0.023	0.6	0.120	3.0	17	25
GPTM12	12	19	0.026	0.7	0.145	3.7	25	37
GPTM10	10	19	0.033	0.8	0.176	4.5	39	57
GPTM08	8	19	0.037	0.9	0.216	5.5	59	88

Notes

- Soft-annealed, bare copper conductor
- Polyvinyl chloride (PVC) insulation
- A variety of insulation colors available

Alternative Constructions

- Soft-annealed, tinned copper conductor

Applications

For use in marine applications. Rated for continuous use up to 75°C wet and 105°C dry.

PVC/PVC - Type GPT Marine Round Multi-Conductor

Boat Cable

UL: 105°C, 75°C Wet, 600V, 1426, BC-5W2



IEWC Part Number	AWG	No. of Conductors	Stranding	Nominal Insulation Thickness		Nominal O.D.		Approx. Weight	
				in	mm	in	mm	lbs/1k ft	kg/km
GPTM1602	16	2	26/.0100	0.030	0.8	0.313	8.0	49	73
GPTM1603		3	26/.0100	0.030	0.8	0.333	8.5	64	95
GPTM1604		4	26/.0100	0.030	0.8	0.366	9.3	80	119
GPTM1605		5	26/.0100	0.030	0.8	0.399	10.1	95	141
GPTM1606		6	26/.0100	0.030	0.8	0.436	11.1	111	165
GPTM1402		14	2	41/.0100	0.030	0.8	0.349	8.9	66
GPTM1403	3		41/.0100	0.030	0.8	0.393	10.0	89	132
GPTM1404	4		41/.0100	0.030	0.8	0.408	10.4	109	162
GPTM1405	5		41/.0100	0.030	0.8	0.458	11.6	132	196
GPTM1406	6		41/.0100	0.030	0.8	0.488	12.4	153	228
GPTM1202	12		2	65/.0100	0.030	0.8	0.409	10.4	98
GPTM1203		3	65/.0100	0.030	0.8	0.434	11.0	128	190
GPTM1204		4	65/.0100	0.030	0.8	0.476	12.1	160	238
GPTM1205		5	65/.0100	0.030	0.8	0.523	13.3	191	284
GPTM1002		10	2	105/.0100	0.030	0.8	0.467	11.9	138
GPTM1003	3		105/.0100	0.030	0.8	0.497	12.6	184	274
GPTM1004	4		105/.0100	0.030	0.8	0.555	14.1	232	345
GPTM1005	5		105/.0100	0.030	0.8	0.616	15.6	496	738
GPTM0803	8	3	133/.0112	0.045	1.1	0.695	17.7	306	455
GPTM0804		4	133/.0112	0.045	1.1	0.768	19.5	386	574
GPTM0604	6	4	266/.0100	0.060	1.5	0.975	24.8	700	1042

Notes

- Soft-annealed, tinned copper conductor
- Polyvinyl chloride (PVC) insulation
- Polyvinyl chloride (PVC) jacket
- ABYC
- Coast Guard
- RoHS Compliant
- Standard jacket colors: black or white

Applications

For use in marine applications. Rated for continuous use up to 75°C wet and 105°C dry.

No. of Conductors	Standard Conductor Insulation Colors
2	White, Black
3	White, Black, Green
4	White, Black, Red, Green
5	No Standards
6	No Standards

PVC/PVC - Type GPT Marine Flat Multi-Conductor

Flat Jacketed Boat Cable, Trailer Cable

UL: 105°C, 75°C Wet, 600V, 1426, BC-5W2



IEWC Part Number	AWG	No. of Conductors	Stranding	Nominal Insulation Thickness		Nominal O.D.		Approx. Weight	
				in	mm	in	mm	lbs/1k ft	kg/km
GPTM1602	16	2	26/30	0.030	0.8	0.182 x 0.300	4.6 x 7.6	35	52
GPTM1603		3	26/30	0.030	0.8	0.182 x 0.413	4.6 x 10.5	56	83
GPTM1402	14	2	41/30	0.030	0.8	0.200 x 0.336	5.1 x 8.5	53	79
GPTM1403		3	41/30	0.030	0.8	0.200 x 0.467	5.1 x 11.9	77	115
GPTM1202	12	2	65/30	0.030	0.8	0.219 x 0.374	5.6 x 9.5	72	107
GPTM1203		3	65/30	0.030	0.8	0.219 x 0.524	5.6 x 13.3	104	155
GPTM1002	10	2	105/30	0.030	0.8	0.244 x 0.424	6.2 x 10.8	102	152
GPTM1003		3	105/30	0.030	0.8	0.245 x 0.610	6.2 x 15.5	150	223

Notes

- Soft-annealed, tinned copper conductor
- Polyvinyl chloride (PVC) insulation
- Polyvinyl chloride (PVC) jacket
- Class K stranding
- ABYC
- Coast Guard
- RoHS Compliant
- Standard jacket color: white

Applications

For use in marine applications. Rated for continuous use up to 75°C wet and 105°C dry.

No. of Conductors	Standard Conductor Insulation Colors
2	Black, White
3	Black, White, Green

PVC - Type SGT Marine

Marine Battery Cable

UL: 105°C, 75°C Wet, 50V, 1426, BC-5W2, MTW

CSA: 105°C, 75°C Wet, 50V, AWM

SAE: 105°C, 75°C Wet, 50V, J378, J1127



IEWC Part Number	AWG	Stranding	Nominal Insulation Thickness		Nominal O.D.		Approx. Weight	
			in	mm	in	mm	lbs/1k ft	kg/km
SGTM06	6	37/.0260	0.060	1.5	0.307	7.8	137	204
SGTM04	4	61/.0250	0.065	1.7	0.358	9.1	168	250
SGTM02	2	133/.0218	0.065	1.7	0.471	12.0	258	384
SGTM01	1	133/.0243	0.065	1.7	0.524	13.3	322	479
SGTM1/0	1/0	133/.0275	0.065	1.7	0.560	14.2	431	641
SGTM2/0	2/0	133/.0309	0.065	1.7	0.603	15.3	497	740
SGTM3/0	3/0	361/.0210	0.078	2.0	0.681	17.3	603	897
SGTM4/0	4/0	361/.0239	0.078	2.0	0.754	19.2	779	1,159

Notes

- Soft-annealed, bare copper conductor
- Polyvinyl chloride (PVC) insulation
- Standard insulation colors: black and red

Alternative Constructions

- Soft-annealed, tinned copper conductor

Available Certifications

Coast guard specification: CFR 33, Part 183 ABYC

Applications

For use in marine, machine tool and appliance applications. Rated for continuous use up to 75°C wet and 105°C dry.



Military & Aerospace Wire & Cable



Military & Aerospace Wire
130-178



MIL-DTL-27500 Cable
180-181

PVC - MIL-DTL-16878/1, Type B

Military Hook-up Wire

-54°C to 105°C, 600V



IEWC Part Number	AWG	Stranding	Nominal Insulation Thickness		Nominal O.D.		Approx. Weight	
			in	mm	in	mm	lbs/1k ft	kg/km
M16878/1-BAA	32	Solid	0.010	0.3	0.028	0.7	1	1
M16878/1-BAB		7/40	0.010	0.3	0.029	0.7	1	1
M16878/1-BBA	30	Solid	0.010	0.3	0.030	0.8	1	1
M16878/1-BBB		7/38	0.010	0.3	0.031	0.8	1	1
M16878/1-BCA	28	Solid	0.010	0.3	0.033	0.8	1	1
M16878/1-BCB		7/36	0.010	0.3	0.035	0.9	1	1
M16878/1-BDA	26	Solid	0.010	0.3	0.036	0.9	1	1
M16878/1-BDB		7/34	0.010	0.3	0.039	1.0	1	1
M16878/1-BDE	24	19/38	0.010	0.3	0.039	1.0	2	3
M16878/1-BEA		Solid	0.010	0.3	0.040	1.0	2	3
M16878/1-BEB	24	7/32	0.010	0.3	0.044	1.1	2	3
M16878/1-BEE		19/36	0.010	0.3	0.044	1.1	2	3
M16878/1-BFA	22	Solid	0.010	0.3	0.046	1.2	3	4
M16878/1-BFB		7/30	0.010	0.3	0.050	1.3	3	4
M16878/1-BFE	20	19/34	0.010	0.3	0.051	1.3	3	4
M16878/1-BGA		Solid	0.010	0.3	0.052	1.3	4	6
M16878/1-BGB	20	7/28	0.010	0.3	0.058	1.5	4	6
M16878/1-BGE		19/32	0.010	0.3	0.058	1.5	5	7
M16878/1-BHA	18	Solid	0.010	0.3	0.060	1.5	6	8
M16878/1-BHB		7/26	0.010	0.3	0.068	1.7	7	10
M16878/1-BHE	16	19/30	0.010	0.3	0.068	1.7	7	10
M16878/1-BJA		Solid	0.010	0.3	0.071	1.8	10	14
M16878/1-BJE	14	19/29	0.010	0.3	0.077	2.0	9	13
M16878/1-BKA		Solid	0.010	0.3	0.084	2.1	15	22
M16878/1-BKE	14	19/27	0.010	0.3	0.091	2.3	14	20

Notes

- Soft-annealed, tinned copper conductor
- Polyvinyl chloride (PVC) insulation
- A variety of insulation colors available

Alternative Constructions

- Semi-rigid polyvinyl chloride (SRPVC)
- Irradiated cross-linked polyvinyl chloride (XLPVC) insulation

Available Certifications

UL: 1061, 1429, VW-1
CSA: AWM I A/B

Applications

For use in aerospace & military and electronic applications. Rated for continuous use from -54°C up to 105°C.

PVC - MIL-DTL-16878/2, Type C

Military Hook-up Wire

-54°C to 105°C, 1000V



IEWC Part Number	AWG	Stranding	Nominal Insulation Thickness		Nominal O.D.		Approx. Weight	
			in	mm	in	mm	lbs/1k ft	kg/km
M16878/2-BDA	26	Solid	0.015	0.4	0.050	1.3	2	3
M16878/2-BDB		7/34	0.017	0.4	0.054	1.4	2	3
M16878/2-BDE		19/38	0.015	0.4	0.053	1.3	2	3
M16878/2-BEA	24	Solid	0.017	0.4	0.054	1.4	3	4
M16878/2-BEB		7/32	0.017	0.4	0.058	1.5	3	4
M16878/2-BEE		19/36	0.017	0.4	0.058	1.5	3	4
M16878/2-BFA	22	Solid	0.017	0.4	0.059	1.5	4	5
M16878/2-BFB		7/30	0.017	0.4	0.063	1.6	4	5
M16878/2-BFE		19/34	0.017	0.4	0.064	1.6	4	5
M16878/2-BGA	20	Solid	0.015	0.4	0.066	1.7	5	8
M16878/2-BGB		7/28	0.017	0.4	0.072	1.8	5	8
M16878/2-BGC		10/30	0.017	0.4	0.072	1.8	5	8
M16878/2-BGE		19/32	0.017	0.4	0.072	1.8	6	9
M16878/2-BHA	18	Solid	0.015	0.4	0.075	1.9	8	12
M16878/2-BHB		7/26	0.017	0.4	0.082	2.1	8	12
M16878/2-BHE		19/30	0.017	0.4	0.082	2.1	8	12
M16878/2-BJA	16	Solid	0.015	0.4	0.085	2.2	9	13
M16878/2-BJE		19/26	0.017	0.4	0.092	2.3	10	15
M16878/2-BJF		26/30	0.015	0.4	0.094	2.4	11	16
M16878/2-BKA	14	Solid	0.015	0.4	0.098	2.5	16	23
M16878/2-BKE		19/27	0.017	0.4	0.105	2.7	15	22
M16878/2-BKH		41/30	0.015	0.4	0.112	2.8	15	22
M16878/2-BLE	12	19/25	0.017	0.4	0.090	2.3	23	33
M16878/2-BLG		37/28	0.015	0.4	0.124	3.1	25	37

Notes

- Soft-annealed, tinned copper conductor
- Polyvinyl chloride (PVC) insulation
- A variety of insulation colors available

Alternative Constructions

- Irradiated cross-linked polyvinyl chloride (XLPVC) insulation

Available Certifications

UL: 1007, 1430, 1569, VW-1
CSA: TR-64, TEW

Applications

For use in aerospace & military and electronic applications. Rated for continuous use from -54°C up to 105°C.

PVC - MIL-DTL-16878/3, Type D

Military Hook-up Wire

-54°C to 105°C, 3kV



IEWC Part Number	AWG	Stranding	Nominal Insulation Thickness		Nominal O.D.		Approx. Weight	
			in	mm	in	mm	lbs/1k ft	kg/km
M16878/3-BEA	24	Solid	0.031	0.8	0.082	2.1	4	10
M16878/3-BEB		7/32	0.031	0.8	0.086	2.2	4	10
M16878/3-BEE		19/36	0.031	0.8	0.086	2.2	4	10
M16878/3-BFA	22	Solid	0.031	0.8	0.088	2.2	5	12
M16878/3-BFB		7/30	0.031	0.8	0.092	2.3	5	12
M16878/3-BFE		19/34	0.031	0.8	0.092	2.3	5	12
M16878/3-BGA	20	Solid	0.031	0.8	0.094	2.4	7	17
M16878/3-BGB		7/28	0.031	0.8	0.100	2.5	7	17
M16878/3-BGE		19/32	0.031	0.8	0.100	2.5	7	17
M16878/3-BHA	18	Solid	0.031	0.8	0.102	2.6	9	22
M16878/3-BHB		7/26	0.031	0.8	0.110	2.8	10	25
M16878/3-BHD		16/30	0.031	0.8	0.110	2.8	10	25
M16878/3-BHE	16	19/30	0.031	0.8	0.110	2.8	10	25
M16878/3-BJA		Solid	0.031	0.8	0.113	2.9	13	32
M16878/3-BJE		19/19	0.031	0.8	0.116	2.9	12	30
M16878/3-BJF	14	26/30	0.031	0.8	0.117	3.0	13	32
M16878/3-BKA		Solid	0.031	0.8	0.126	3.2	17	42
M16878/3-BKE		19/27	0.031	0.8	0.131	3.3	17	42
M16878/3-BKH	12	41/30	0.031	0.8	0.134	3.4	18	45
M16878/3-BLE		19/25	0.031	0.8	0.161	4.1	27	67
M16878/3-BLG		37/28	0.031	0.8	0.156	4.0	29	72
M16878/3-BLJ	10	65/30	0.031	0.8	0.165	4.2	29	72
M16878/3-BMG		37/26	0.031	0.8	0.178	4.5	29	72
M16878/3-BNL		133/29	0.031	0.8	0.244	6.2	71	177
M16878/3-BPL	8	133/27	0.031	0.8	0.290	7.4	104	259
M16878/3-BRL		133/25	0.031	0.8	0.351	8.9	154	383
M16878/3-BSP		665/30	0.031	0.8	0.425	10.8	231	575
M16878/3-BTR	1	817/30	0.031	0.8	0.475	12.1	284	707
M16878/3-BUS		1/0	1045/30	0.031	0.8	0.530	13.5	361

Notes

- Soft-annealed, tinned copper conductor
- Polyvinyl chloride (PVC) insulation
- A variety of insulation colors available

Alternative Constructions

- Irradiated cross-linked polyvinyl chloride (XLPVC) insulation

Available Certifications

UL: 1011, 1013, 1015, 1431, VW-1
 CSA: TR-32, TEW
 Self-extinguishing

Applications

For use in aerospace & military and electronic applications. Rated for continuous use from -54°C up to 105°C.

PTFE - NEMA HP-3-E (MIL-W-16878/4, Type E)

Teflon® Military Hook-up Wire

-55°C to 200°C, 600V



IEWC Part Number	AWG	Stranding	Nominal Insulation Thickness		Nominal O.D.		Approx. Weight	
			in	mm	in	mm	lbs/1k ft	kg/km
M16878/4-REF	36	7/44	0.010	0.3	0.030	0.8	1	1
M16878/4-REF	34	7/42	0.010	0.3	0.032	0.8	1	1
M16878/4-BAA		Solid	0.010	0.3	0.033	0.8	1	1
M16878/4-BAB	32	7/40	0.010	0.3	0.034	0.9	1	1
M16878/4-REF		19/14	0.010	0.3	0.034	0.9	1	1
M16878/4-BBA		Solid	0.010	0.3	0.034	0.9	1	1
M16878/4-BBB	30	7/38	0.010	0.3	0.036	0.9	1	1
M16878/4-REF		19/42	0.010	0.3	0.036	0.9	1	1
M16878/4-BCA		Solid	0.010	0.3	0.037	0.9	1	1
M16878/4-BCB	28	7/36	0.010	0.3	0.039	1.0	1	1
M16878/4-BCE		19/40	0.010	0.3	0.036	0.9	1	1
M16878/4-BDA		Solid	0.010	0.3	0.040	1.0	2	3
M16878/4-BDB	26	7/34	0.010	0.3	0.043	1.1	2	3
M16878/4-BDE		19/38	0.010	0.3	0.043	1.1	2	3
M16878/4-BEA		Solid	0.010	0.3	0.044	1.1	2	3
M16878/4-BEB	24	7/32	0.010	0.3	0.048	1.2	2	3
M16878/4-BEE		19/36	0.010	0.3	0.048	1.2	2	3
M16878/4-BFA		Solid	0.010	0.3	0.049	1.2	3	4
M16878/4-BFB	22	7/30	0.010	0.3	0.054	1.4	3	4
M16878/4-BFE		19/34	0.010	0.3	0.054	1.4	3	4
M16878/4-BGA		Solid	0.010	0.3	0.056	1.4	4	6
M16878/4-BGB	20	7/28	0.010	0.3	0.062	1.6	5	7
M16878/4-BGE		19/32	0.010	0.3	0.062	1.6	5	7
M16878/4-BHA		Solid	0.010	0.3	0.066	1.7	7	10
M16878/4-BHB	18	7/26	0.010	0.3	0.074	1.9	8	12
M16878/4-BHE		19/30	0.010	0.3	0.074	1.9	8	12
M16878/4-BJA		Solid	0.010	0.3	0.080	2.0	10	15
M16878/4-BJE	16	19/29	0.010	0.3	0.087	2.2	10	15
M16878/4-BKE	14	19/27	0.010	0.3	0.102	2.6	15	22
M16878/4-BLE	12	19/25	0.010	0.3	0.121	3.1	23	34
M16878/4-BMG	10	37/26	0.010	0.3	0.141	3.6	35	52

Teflon is a registered trademark of DuPont Corporation

Notes

- Soft-annealed, silver-plated copper conductor
- Polytetrafluoroethylene (PTFE) insulation
- A variety of insulation colors available

Alternative Constructions

- Soft-annealed, nickel-plated copper conductor rated up to 260°C
- Sodium naphthalene etched insulation

Available Certifications

UL: 1213

Applications

For use in aerospace & military and electronic applications. Rated for continuous use from -55°C up to 200°C.

PTFE - NEMA HP-3-EE (MIL-W-16878/5, Type EE)

Teflon® Military Hook-up Wire

-55°C to 200°C, 1000V



IEWC Part Number	AWG	Stranding	Nominal Insulation Thickness		Nominal O.D.		Approx. Weight	
			in	mm	in	mm	lbs/1k ft	kg/km
M16878/5-BAA		Solid	0.015	0.4	0.033	0.8	1	1
M16878/5-BAB	32	7/40	0.015	0.4	0.034	0.9	1	1
M16878/5-REF		19/14	0.015	0.4	0.034	0.9	1	1
M16878/5-BBA		Solid	0.015	0.4	0.034	0.9	1	1
M16878/5-BBB	30	7/38	0.015	0.4	0.036	0.9	2	3
M16878/5-REF		19/42	0.015	0.4	0.036	0.9	2	3
M16878/5--BCA		Solid	0.015	0.4	0.037	0.9	2	3
M16878/5-BCB	28	7/36	0.015	0.4	0.039	1.0	2	3
M16878/5-REF		19/40	0.015	0.4	0.039	1.0	2	3
M16878/5-BDA		Solid	0.015	0.4	0.040	1.0	2	3
M16878/5-BDB	26	7/34	0.015	0.4	0.049	1.2	2	3
M16878/5-BDE		19/38	0.015	0.4	0.049	1.2	2	3
M16878/5-BEA		Solid	0.015	0.4	0.050	1.3	3	4
M16878/5-BEB	24	7/32	0.015	0.4	0.048	1.2	3	4
M16878/5-BEE		19/36	0.015	0.4	0.048	1.2	3	4
M16878/5-BFA		Solid	0.015	0.4	0.055	1.4	4	6
M16878/5-BFB	22	7/30	0.015	0.4	0.054	1.4	4	6
M16878/5-BFE		19/34	0.015	0.4	0.054	1.4	4	6
M16878/5-BGA		Solid	0.015	0.4	0.062	1.6	5	7
M16878/5-BGB	20	7/28	0.015	0.4	0.062	1.6	6	9
M16878/5-BGE		19/32	0.015	0.4	0.062	1.6	6	9
M16878/5-BHA		Solid	0.015	0.4	0.066	1.7	8	12
M16878/5-BHB	18	7/26	0.015	0.4	0.079	2.0	8	12
M16878/5-BHE		19/30	0.015	0.4	0.074	1.9	9	13
M16878/5-BJA		Solid	0.015	0.4	0.081	2.1	11	16
M16878/5-BJE	16	19/29	0.015	0.4	0.087	2.2	11	16
M16878/5-BKE	14	19/27	0.015	0.4	0.102	2.6	16	24
M16878/5-BLE	12	19/25	0.015	0.4	0.121	3.1	25	37
M16878/5-BMG	10	37/26	0.015	0.4	0.141	3.6	35	52
M16878/5-BNL	8	133/29	0.015	0.4	0.162	4.1	66	98

Teflon is a registered trademark of DuPont Corporation

Notes

- Soft-annealed, silver-plated copper conductor
- Polytetrafluoroethylene (PTFE) insulation
- A variety of insulation colors available

Alternative Constructions

- Soft-annealed, nickel-plated copper conductor rated up to 260°C
- Sodium naphthalene etched insulation

Available Certifications

UL: 1180

Applications

For use in aerospace & military and electronic applications. Rated for continuous use from -55°C up to 200°C.

PTFE - NEMA HP-3-ET (MIL-W-16878/6, Type ET)

Teflon® Military Hook-up Wire

-55°C to 200°C, 250V



IEWC Part Number	AWG	Stranding	Nominal Insulation Thickness		Nominal O.D.		Approx. Weight	
			in	mm	in	mm	lbs/1k ft	kg/km
M16878/6-REF	38	Solid	0.006	0.2	0.018	0.5	0.17	0.25
M16878/6-REF		7/46	0.006	0.2	0.019	0.5	0.18	0.27
M16878/6-REF	36	Solid	0.006	0.2	0.019	0.5	0.27	0.40
M16878/6-REF		7/44	0.006	0.2	0.020	0.5	0.30	0.45
M16878/6-REF	34	Solid	0.006	0.2	0.020	0.5	0.34	0.51
M16878/6-REF		7/42	0.006	0.2	0.021	0.5	0.38	0.57
M16878/6-BAA	32	Solid	0.006	0.2	0.022	0.6	0.45	0.67
M16878/6-BAB		7/40	0.006	0.2	0.024	0.6	0.48	0.71
M16878/6-BAE		19/14	0.006	0.2	0.024	0.6	0.52	0.77
M16878/6-BBA	30	Solid	0.006	0.2	0.024	0.6	0.59	0.88
M16878/6-BBB		7/38	0.006	0.2	0.026	0.7	0.66	0.98
M16878/6-REF		19/42	0.006	0.2	0.026	0.7	0.68	1.01
M16878/6-BCA	28	Solid	0.006	0.2	0.027	0.7	0.80	1.19
M16878/6-BCB		7/36	0.006	0.2	0.029	0.7	0.91	1.35
M16878/6-BCE		19/40	0.006	0.2	0.029	0.7	0.98	1.46
M16878/6-BDA	26	Solid	0.006	0.2	0.030	0.8	1.16	1.73
M16878/6-BDB		7/34	0.006	0.2	0.033	0.8	1.30	1.93
M16878/6-BDE		19/38	0.006	0.2	0.033	0.8	1.40	2.08
M16878/6-BEA	24	Solid	0.006	0.2	0.032	0.8	1.31	1.95
M16878/6-BEB		7/32	0.006	0.2	0.038	1.0	1.90	2.83
M16878/6-BEE		19/36	0.006	0.2	0.038	1.0	2.02	3.01
M16878/6-BFA	22	Solid	0.006	0.2	0.038	1.0	2.81	4.19
M16878/6-BFB		7/30	0.006	0.2	0.044	1.1	2.80	4.17
M16878/6-BFE		19/34	0.006	0.2	0.044	1.1	3.98	5.92
M16878/6-BGA	20	Solid	0.006	0.2	0.044	1.1	4.23	6.29
M16878/6-BGB		7/28	0.006	0.2	0.052	1.3	4.24	6.31
M16878/6-BGE		19/32	0.006	0.2	0.052	1.3	4.60	6.85

Teflon is a registered trademark of DuPont Corporation

Notes

- Soft-annealed, silver-plated copper conductor
- Polytetrafluoroethylene (PTFE) insulation
- A variety of insulation colors available

Alternative Constructions

- Soft-annealed, nickel-plated copper conductor rated up to 260°C
- Sodium naphthalene etched insulation

Available Certifications

UL: 1371

Applications

For use in aerospace & military and electronic applications. Rated for continuous use from -55°C up 200°C.

Silicone - NEMA HP-6-S (MIL-DTL-16878/7, Type S)

Military Hook-up Wire

200°C, 600V



IEWC Part Number	AWG	Stranding	Nominal Insulation Thickness		Nominal O.D.		Approx. Weight	
			in	mm	in	mm	lbs/1k ft	kg/km
M16878/7-BEB	24	7/32	0.016	0.4	0.055	1.4	2	4
M16878/7-BFB	22	7/30	0.016	0.4	0.061	1.5	3	5
M16878/7-BGB		7/28	0.016	0.4	0.069	1.8	5	7
M16878/7-BGC	20	10/30	0.016	0.4	0.069	1.8	5	7
M16878/7-BGE		19/32	0.016	0.4	0.069	1.8	15	22
M16878/7-BHB		7/26	0.016	0.4	0.079	2.0	7	11
M16878/7-BHD	18	16/30	0.016	0.4	0.079	2.0	7	11
M16878/7-BJE		19/29	0.016	0.4	0.088	2.2	9	14
M16878/7-BJF	16	26/30	0.016	0.4	0.088	2.2	10	15
M16878/7-BKE		19/27	0.024	0.6	0.119	3.0	16	24
M16878/7-BKH	14	41/30	0.024	0.6	0.119	3.0	17	25
M16878/7-BLE		19/25	0.024	0.6	0.138	3.5	23	34
M16878/7-BLJ	12	65/30	0.024	0.6	0.138	3.5	24	36
M16878/7-BMK	10	105/30	0.022	0.6	0.161	4.1	35	52

Notes

- Soft-annealed, silver-plated copper conductor
- Silicone insulation
- Formerly known as Type F
- A variety of insulation colors available

Applications

For use in aerospace & military and electronic applications. Rated for continuous use up to 200°C.

Silicone - NEMA HP-6-SS (MIL-DTL-16878/8, Type SS)

Military Hook-up Wire

200°C, 1000V



IEWC Part Number	AWG	Stranding	Nominal Insulation Thickness		Nominal O.D.		Approx. Weight	
			in	mm	in	mm	lbs/1k ft	kg/km
M16878/8-BEB	24	7/32	0.032	0.8	0.087	2.2	4	7
M16878/8-BFB	22	7/30	0.032	0.8	0.093	2.4	6	8
M16878/8-BGB	20	7/28	0.032	0.8	0.101	2.6	7	11
M16878/8-BGC		10/30	0.032	0.8	0.101	2.6	7	11
M16878/8-BHB	18	7/26	0.032	0.8	0.111	2.8	10	15
M16878/8-BHD		16/30	0.032	0.8	0.111	2.8	10	15
M16878/8-BJE	16	19/29	0.032	0.8	0.120	3.0	12	18
M16878/8-BJF		26/30	0.032	0.8	0.120	3.0	13	19
M16878/8-BKE	14	19/27	0.047	1.2	0.166	4.2	22	33
M16878/8-BKH		41/30	0.047	1.2	0.166	4.2	23	34
M16878/8-BLE	12	19/25	0.047	1.2	0.185	4.7	30	45
M16878/8-BLJ		65/30	0.047	1.2	0.185	4.7	31	46
M16878/8-BMG	10	37/26	0.047	1.2	0.205	5.2	43	64
M16878/8-BMK		105/30	0.044	1.1	0.205	5.2	42	63
M16878/8-BNL	8	133/29	0.063	1.6	0.294	7.5	78	116
M16878/8-BPL	6	133/27	0.063	1.6	0.338	8.6	114	170
M16878/8-BRL	4	133/25	0.063	1.6	0.394	10.0	170	253
M16878/8-BSL	2	133/23	0.063	1.6	0.460	11.7	250	372
M16878/8-BTM	1	259/25	0.078	2.0	0.534	13.6	323	481
M16878/8-BUM	1/0	259/24	0.078	2.0	0.580	14.7	400	595
M16878/8-BWM	2/0	259/23	0.078	2.0	0.633	16.1	492	732
M16878/8-BYM	3/0	259/22	0.078	2.0	0.709	18.0	620	923
M16878/8-BZM	4/0	259/21	0.078	2.0	0.757	19.2	754	1122

Notes

- Soft-annealed, silver-plated copper conductor
- Silicone insulation
- Formerly known as Type FF
- A variety of insulation colors available

Applications

For use in aerospace & military and electronic applications. Rated for continuous use up to 200°C.

FEP - NEMA HP-4-K (MIL-W-16878/11, Type K)

Teflon® Military Hook-up Wire

-55°C to 200°C, 600V



IEWC Part Number	AWG	Stranding	Nominal Insulation Thickness		Nominal O.D.		Approx. Weight	
			in	mm	in	mm	lbs/1k ft	kg/km
M16878/11-BAA	32	Solid	0.010	0.3	0.032	0.8	1	1
M16878/11-BAB		7/40	0.010	0.3	0.034	0.9	1	1
M16878/11-BBA	30	Solid	0.010	0.3	0.030	0.8	1	1
M16878/11-BBB		7/38	0.010	0.3	0.032	0.8	1	1
M16878/11-BCA	28	Solid	0.010	0.3	0.033	0.8	1	1
M16878/11-BCB		7/36	0.010	0.3	0.035	0.9	1	1
M16878/11-BCE	26	19/40	0.010	0.3	0.036	0.9	2	3
M16878/11-BDA		Solid	0.010	0.3	0.036	0.9	2	3
M16878/11-BDB	24	7/374	0.010	0.3	0.039	1.0	2	3
M16878/11-BDE		19/38	0.010	0.3	0.040	1.0	2	3
M16878/11-BEA	22	Solid	0.010	0.3	0.040	1.0	2	3
M16878/11-BEB		7/32	0.010	0.3	0.044	1.1	2	3
M16878/11-BEE	20	19/36	0.010	0.3	0.045	1.1	2	3
M16878/11-BFA		Solid	0.010	0.3	0.045	1.1	3	5
M16878/11-BAB	18	7/30	0.010	0.3	0.050	1.3	3	5
M16878/11-BFE		19/34	0.010	0.3	0.051	1.3	3	5
M16878/11-BGA	16	Solid	0.010	0.3	0.052	1.3	4	6
M16878/11-BGB		7/28	0.010	0.3	0.058	1.5	6	9
M16878/11-BGE	14	19/32	0.010	0.3	0.059	1.5	5	8
M16878/11-BHB		7/26	0.010	0.3	0.069	1.8	8	12
M16878/11-BHE	12	19/30	0.010	0.3	0.068	1.7	8	12
M16878/11-BJE		19/29	0.014	0.4	0.080	2.0	10	15
M16878/11-BKE	10	19/27	0.014	0.4	0.095	2.4	16	23

Teflon is a registered trademark of DuPont Corporation

Notes

- Soft-annealed, silver-plated copper conductor
- Fluorinated ethylene propylene (FEP) insulation
- A variety of insulation colors available

Alternative Constructions

- Soft-annealed, tinned copper conductor rated up to 150°C; not rated for military use
- Sodium naphthalene etched insulation

Applications

For use in aerospace & military and electronic applications. Rated for continuous use from -55°C up to 200°C.

FEP - NEMA HP-4-KK (MIL-W-16878/12, Type KK)

Teflon® Military Hook-up Wire

-55°C to 200°C, 1000V



IEWC Part Number	AWG	Stranding	Nominal Insulation Thickness		Nominal O.D.		Approx. Weight	
			in	mm	in	mm	lbs/1k ft	kg/km
M16878/12-BAB	32	7/40	0.015	0.4	0.035	0.9	1	2
M16878/12-BBA	30	Solid	0.015	0.4	0.040	1.0	1	2
M16878/12-BBB		7/38	0.015	0.4	0.042	1.1	2	3
M16878/12-BCA	28	Solid	0.015	0.4	0.043	1.1	2	3
M16878/12-BCB		7/36	0.015	0.4	0.045	1.1	2	3
M16878/12-BCE		19/40	0.015	0.4	0.045	1.1	2	3
M16878/12-BDA	26	Solid	0.015	0.4	0.046	1.2	2	3
M16878/12-BDB		7/374	0.015	0.4	0.049	1.2	2	3
M16878/12-BDE		19/38	0.015	0.4	0.049	1.2	2	3
M16878/12-BEA	24	Solid	0.015	0.4	0.050	1.3	3	5
M16878/12-BEB		7/32	0.015	0.4	0.054	1.4	3	5
M16878/12-BEE		19/36	0.015	0.4	0.054	1.4	3	5
M16878/12-BFA	22	Solid	0.015	0.4	0.055	1.4	4	6
M16878/12-BAB		7/30	0.015	0.4	0.060	1.5	4	6
M16878/12-BFE		19/34	0.015	0.4	0.060	1.5	4	6
M16878/12-BGA	20	Solid	0.015	0.4	0.062	1.6	5	8
M16878/12-BGB		7/28	0.015	0.4	0.068	1.7	6	9
M16878/12-BGE		19/32	0.015	0.4	0.069	1.8	6	9
M16878/12-BHB	18	7/26	0.016	0.4	0.079	2.0	8	12
M16878/12-BHE		19/30	0.016	0.4	0.079	2.0	9	13
M16878/12-BJE	16	19/29	0.018	0.5	0.089	2.3	11	17
M16878/12-BKE	14	19/27	0.019	0.5	0.106	2.7	16	24
M16878/12-BLE	12	19/25	0.020	0.5	0.125	3.2	25	37
M16878/12-BMG	10	37/26	0.018	0.5	0.145	3.7	36	54
M16878/12-BNL	8	133/29	0.024	0.6	0.209	5.3	63	94
M16878/12-BPL	6	133/27	0.046	1.2	0.301	7.6	113	168
M16878/12-BRL	4	133/25	0.046	1.2	0.369	9.4	175	260
M16878/12-BSP	2	665/30	0.033	0.8	0.415	10.5	268	399

Teflon is a registered trademark of DuPont Corporation

Notes

- Soft-annealed, silver-plated copper conductor
- Fluorinated ethylene propylene (FEP) insulation
- A variety of insulation colors available

Alternative Constructions

- Soft-annealed, tinned copper conductor rated up to 150°C; not rated for military use
- Sodium naphthalene etched insulation

Applications

For use in aerospace & military and electronic applications. Rated for continuous use from -55°C up to 200°C.

Irradiated XLPE - NEMA HP-6-L (MIL-DTL-16878/14, Type L)

Military Hook-up Wire

125°C, 600V

UL: VW-1



IEWC Part Number	AWG	Stranding	Nominal Insulation Thickness		Nominal O.D.		Approx. Weight	
			in	mm	in	mm	lbs/1k ft	kg/km
M16878/14-BDB	26	7/374	0.011	0.3	0.041	1.0	2	3
M16878/14-BEB	24	7/32	0.011	0.3	0.047	1.2	2	3
M16878/14-BEE		19/36	0.011	0.3	0.047	1.2	2	3
M16878/14-BFB	22	7/30	0.011	0.3	0.053	1.3	3	5
M16878/14-BFE		19/34	0.011	0.3	0.053	1.3	3	5
M16878/14-BGE	20	19/32	0.011	0.3	0.061	1.5	5	7
M16878/14-BHE	18	19/30	0.011	0.3	0.071	1.8	7	10
M16878/14-BJE	16	19/29	0.011	0.3	0.081	2.1	10	14
M16878/14-BKE	14	19/27	0.011	0.3	0.096	2.4	15	22

Notes

- Soft-annealed, tinned copper conductor
- Irradiated cross-linked polyethylene (XLPE) insulation
- RoHS Compliant
- A variety of insulations colors available

Applications

For use in aerospace & military and electronic applications. Rated for continuous use up to 125°C.

Irradiated XLPE - NEMA HP-6-LL (MIL-DTL-16878/15, Type LL)

Military Hook-up Wire

125°C, 1000V

UL: VW-1



IEWC Part Number	AWG	Stranding	Nominal Insulation Thickness		Nominal O.D.		Approx. Weight	
			in	mm	in	mm	lbs/1k ft	kg/km
M16878/15-BDB	26	7/374	0.019	0.5	0.057	1.4	2	3
M16878/15-BEB	24	7/32	0.019	0.5	0.062	1.6	3	4
M16878/15-BEE		19/36	0.019	0.5	0.062	1.6	3	4
M16878/15-BFB	22	7/30	0.019	0.5	0.068	1.7	4	6
M16878/15-BFE		19/34	0.019	0.5	0.068	1.7	4	6
M16878/15-BGB	20	7/28	0.019	0.5	0.076	1.9	6	9
M16878/15-BGE		19/32	0.019	0.5	0.076	1.9	6	9
M16878/15-BHB	18	7/96	0.019	0.5	0.086	2.2	8	12
M16878/15-BHE		19/30	0.019	0.5	0.086	2.2	8	12
M16878/15-BJE	16	19/29	0.019	0.5	0.095	2.4	10	15
M16878/15-BJF		26/30	0.019	0.5	0.098	2.5	10	15
M16878/15-BKE	14	19/27	0.019	0.5	0.110	2.8	16	24
M16878/15-BLE	12	19/25	0.019	0.5	0.131	3.3	24	36

Notes

- Soft-annealed, tinned copper conductor
- Irradiated cross-linked polyethylene (XLPE) insulation
- RoHS Compliant
- A variety of insulations colors available

Applications

For use in aerospace & military and electronic applications. Rated for continuous use up to 125°C.

Irradiated XLPE - NEMA HP-6-LX (MIL-DTL-16878/16, Type LX)

Military Hook-up Wire

125°C, 3kV

UL: VW-1



IEWC Part Number	AWG	Stranding	Nominal Insulation Thickness		Nominal O.D.		Approx. Weight	
			in	mm	in	mm	lbs/1k ft	kg/km
M16878/16-BDB	26	7/34	0.033	0.8	0.085	2.2	4	6
M16878/16-BEB	24	7/32	0.033	0.8	0.090	2.3	5	7
M16878/16-BFB	22	7/30	0.033	0.8	0.098	2.5	6	9
M16878/16-BGE	20	19/32	0.033	0.8	0.105	2.7	7	10
M16878/16-BHE	18	19/30	0.033	0.8	0.114	2.9	10	15
M16878/16-BJE	16	19/29	0.033	0.8	0.123	3.1	14	21
M16878/14-BKE	14	19/27	0.033	0.8	0.138	3.5	19	28
M16878/16-BLE	12	19/25	0.036	0.9	0.171	4.3	28	42
M16878/16-BMG	10	37/26	0.036	0.9	0.189	4.8	39	58
M16878/16-BNL	8	133/29	0.040	1.0	0.254	6.5	70	104
M16878/16-BPL	6	133/27	0.040	1.0	0.298	7.6	107	159
M16878/16-BRL	4	133/25	0.044	1.1	0.366	9.3	166	247
M16878/16-BSP	2	665/30	0.050	1.3	0.435	11.0	256	381
M16878/16-BTR	1	817/30	0.050	1.3	0.488	12.4	314	467
M16878/16-BUS	1/0	1045/30	0.056	1.4	0.538	13.7	399	593
M16878/16-BWT	2/0	1330/30	0.056	1.4	0.599	15.2	498	741
M16878/16-BYV	3/0	1672/30	0.066	1.7	0.681	17.3	628	935
M16878/16-BZW	4/0	2109/30	0.066	1.7	0.733	18.6	785	1168

Notes

- Soft-annealed, tinned copper conductor
- Irradiated cross-linked polyethylene (XLPE) insulation
- RoHS Compliant
- A variety of insulation colors available

Applications

For use in aerospace & military and electronic applications. Rated for continuous use up to 125°C.

PVC/Nylon - MIL-DTL-16878/17

Military Hook-up Wire

-54°C to 105°C, 600V

UL: VW-1



IEWC Part Number	AWG	Stranding	Nominal Insulation Thickness		Nominal Jacket Thickness		Nominal O.D.		Approx. Weight	
			in	mm	in	mm	in	mm	lbs/1k ft	kg/km
M16878/17-BEB	24	7/32	0.010	0.3	0.003	0.1	0.050	1.3	2	3
M16878/17-BFB	22	7/30	0.010	0.3	0.003	0.1	0.056	1.4	3	5
M16878/17-BGB	20	7/28	0.010	0.3	0.003	0.1	0.064	1.6	5	7
M16878/17-BHB	18	7/26	0.010	0.3	0.003	0.1	0.074	1.9	7	10
M16878/17-BJE	16	19/29	0.010	0.3	0.003	0.1	0.085	2.2	9	13
M16878/17-BKE	14	19/27	0.010	0.3	0.003	0.1	0.099	2.5	15	22

Notes

- Soft-annealed, tinned copper conductor
- Polyvinyl chloride (PVC) insulation
- Nylon jacket
- Formerly known as Type BN
- A variety of insulation colors available

Available Certifications

UL: 1004, 1005, 1006

Applications

For use in aerospace & military and electronic applications. Rated for continuous use from -54°C up to 105°C.

PVC/Nylon - MIL-DTL-16878/18

Military Hook-up Wire

-54°C to 105°C, 1000V

UL: VW-1



IEWC Part Number	AWG	Stranding	Nominal Insulation Thickness		Nominal Jacket Thickness		Nominal O.D.		Approx. Weight	
			in	mm	in	mm	in	mm	lbs/1k ft	kg/km
M16878/18-BEB	24	7/32	0.015	0.4	0.003	0.1	0.064	1.6	3	5
M16878/18-BFB	22	7/30	0.015	0.4	0.003	0.1	0.070	1.8	4	6
M16878/18-BGB	20	7/28	0.015	0.4	0.003	0.1	0.078	2.0	6	8
M16878/18-BHB	18	7/26	0.015	0.4	0.003	0.1	0.09	2.3	8	12
M16878/18-BJE	16	19/29	0.015	0.4	0.003	0.1	0.099	2.5	11	17
M16878/18-BKE	14	19/27	0.015	0.4	0.003	0.1	0.113	2.9	16	24
M16878/18-BLG	12	37/28	0.015	0.4	0.003	0.1	0.132	3.4	26	38

Notes

- Soft-annealed, tinned copper conductor
- Polyvinyl chloride (PVC) insulation
- Nylon jacket
- Formerly known as Type CN
- A variety of insulation colors available

Available Certifications

UL: 1008, 1009, 1010
CSA: TR-64

Applications

For use in aerospace & military and electronic applications. Rated for continuous use from -54°C up to 105°C.

PVC/Nylon - MIL-DTL-16878/19

Military Hook-up Wire

-54°C to 105°C, 3kV

UL: VW-1



IEWC Part Number	AWG	Stranding	Nominal Insulation Thickness		Nominal Jacket Thickness		Nominal O.D.		Approx. Weight	
			in	mm	in	mm	in	mm	lbs/1k ft	kg/km
M16878/19-BEB	20	7/32	0.031	0.8	0.003	0.1	0.093	2.4	5	8
M16878/19-BFB	22	7/30	0.031	0.8	0.003	0.1	0.099	2.5	5	8
M16878/19-BGB	20	7/28	0.031	0.8	0.003	0.1	0.107	2.7	8	12
M16878/19-BHB	18	7/26	0.031	0.8	0.003	0.1	0.117	3.0	10	15
M16878/19-BJE	16	19/29	0.031	0.8	0.003	0.1	0.125	3.2	13	19
M16878/19-BKE	14	19/27	0.031	0.8	0.003	0.1	0.140	3.6	19	28
M16878/19-BLE	12	19/25	0.035	0.9	0.003	0.1	0.170	4.3	28	42
M16878/19-BMG	10	37/26	0.035	0.9	0.003	0.1	0.190	4.8	41	60

Notes

- Soft-annealed, tinned copper conductor
- Polyvinyl chloride (PVC) insulation
- Nylon jacket
- Formerly know as Type DN
- A variety of insulation colors available

Available Certifications

UL: 1012, 1014, 1016

Applications

For use in aerospace & military and electronic applications. Rated for continuous use from -54°C up to 105°C.

Irradiated XLPE - NEMA HP-8-LS (MIL-W-16878/36, Type LS)

Military Hook-up Wire

105°C, 600V



IEWC Part Number	AWG	Stranding	Nominal Insulation Thickness		Nominal O.D.		Approx. Weight	
			in	mm	in	mm	lbs/1k ft	kg/km
M16878/36-BDB	26	7/34	0.011	0.3	0.041	1.0	2	3
M16878/36-BEB	24	7/32	0.011	0.3	0.046	1.2	2	3
M16878/36-BFB	22	7/30	0.011	0.3	0.052	1.3	3	5
M16878/36-BGE	20	19/32	0.011	0.3	0.060	1.5	5	7
M16878/36-BHE	18	19/30	0.011	0.3	0.070	1.8	7	11
M16878/36-BJE	16	19/29	0.011	0.3	0.080	2.0	9	14
M16878/36-BKE	14	19/27	0.011	0.3	0.096	2.4	14	21
M16878/36-BLE	12	19/25	0.015	0.4	0.125	3.2	25	38
M16878/36-BMG	10	37/26	0.020	0.5	0.155	3.9	39	58
M16878/36-BNL	8	133/29	0.025	0.6	0.225	5.7	65	97
M16878/36-BPL	6	133/27	0.025	0.6	0.265	6.7	101	150
M16878/36-BRL	4	133/25	0.035	0.9	0.340	8.6	149	222
M16878/36-BSP	2	665/30	0.035	0.9	0.420	10.7	237	353

Notes

- Soft-annealed, tinned copper conductor
- Irradiated cross-linked polyethylene (XLPE) insulation
- RoHS Compliant
- Low Smoke Zero Halogen (US Navy Acid Gas, Halogen, Smoke & Toxicity)
- A variety of insulation colors available

Applications

For use in aerospace & military and electronic applications. Rated for continuous use up to 105°C.

PTFE - SAE AS22759/5 (MIL-W-22759/5, Type VA)

Teflon® Military Hook-up Wire

200°C, 600V



IEWC Part Number	AWG	Stranding	Nominal Insulation Thickness		Nominal O.D.		Approx. Weight	
			in	mm	in	mm	lbs/1k ft	kg/km
M22759/5-24	24	19/36	0.026	0.7	0.075	1.9	6	9
M22759/5-22	22	19/34	0.027	0.7	0.085	2.2	8	12
M22759/5-20	20	19/32	0.028	0.7	0.095	2.4	10	15
M22759/5-18	18	19/30	0.031	0.8	0.110	2.8	14	21
M22759/5-16	16	19/29	0.035	0.9	0.125	3.2	18	27
M22759/5-14	14	19/27	0.037	0.9	0.143	3.6	25	37
M22759/5-12	12	19/25	0.038	1.0	0.160	4.1	35	52
M22759/5-10	10	37/26	0.035	0.9	0.179	4.5	48	71
M22759/5-8	8	133/29	0.043	1.1	0.248	6.3	84	125
M22759/5-6	6	133/27	0.047	1.2	0.300	7.6	126	188
M22759/5-4	4	133/25	0.048	1.2	0.355	9.0	188	280

Teflon is a registered trademark of DuPont Corporation

Notes

- Soft-annealed, silver-plated copper conductor
- Mineral filled polytetrafluoroethylene (PTFE) insulation
- A variety of insulation colors available

Applications

For use in aerospace & military and electronic applications. Rated for continuous use up to 200°C.

PTFE - SAE AS22759/6 (MIL-W-22759/6, Type WA)

Teflon® Military Hook-up Wire

260°C, 600V



IEWC Part Number	AWG	Stranding	Nominal Insulation Thickness		Nominal O.D.		Approx. Weight	
			in	mm	in	mm	lbs/1k ft	kg/km
M22759/6-24	24	19/36	0.026	0.7	0.075	1.9	6	9
M22759/6-22	22	19/34	0.027	0.7	0.085	2.2	8	12
M22759/6-20	20	19/32	0.028	0.7	0.095	2.4	10	15
M22759/6-18	18	19/30	0.031	0.8	0.110	2.8	14	21
M22759/6-16	16	19/29	0.035	0.9	0.125	3.2	18	27
M22759/6-14	14	19/27	0.037	0.9	0.143	3.6	25	37
M22759/6-12	12	19/25	0.038	1.0	0.160	4.1	35	52
M22759/6-10	10	37/26	0.035	0.9	0.179	4.5	48	71
M22759/6-8	8	133/29	0.042	1.1	0.248	6.3	84	125
M22759/6-6	6	133/27	0.046	1.2	0.300	7.6	126	188
M22759/6-4	4	133/25	0.047	1.2	0.355	9.0	180	268

Teflon is a registered trademark of DuPont Corporation

Notes

- Soft-annealed, nickel-plated copper conductor
- Mineral filled, polytetrafluoroethylene (PTFE) insulation
- A variety of insulation colors available

Applications

For use in aerospace & military and electronic applications. Rated for continuous use up to 260°C.

PTFE - SAE AS22759/7 (MIL-W-22759/7, Type SA)

Teflon® Military Hook-up Wire

200°C, 600V



IEWC Part Number	AWG	Stranding	Nominal Insulation Thickness		Nominal O.D.		Approx. Weight	
			in	mm	in	mm	lbs/1k ft	kg/km
M22759/7-24	24	19/36	0.019	0.5	0.062	1.6	4	6
M22759/7-22	22	19/34	0.021	0.5	0.073	1.9	6	9
M22759/7-20	20	19/32	0.022	0.6	0.082	2.1	8	12
M22759/7-18	18	19/30	0.022	0.6	0.092	2.3	11	16
M22759/7-16	16	19/29	0.024	0.6	0.102	2.6	14	21
M22759/7-14	14	19/27	0.023	0.6	0.115	2.9	19	28
M22759/7-12	12	19/25	0.024	0.6	0.134	3.4	29	43
M22759/7-10	10	37/26	0.024	0.6	0.158	4.0	42	63
M22759/7-8	8	133/29	0.028	0.7	0.220	5.6	73	109
M22759/7-6	6	133/27	0.032	0.8	0.270	6.9	111	165
M22759/7-4	4	133/25	0.035	0.9	0.328	8.3	169	251

Teflon is a registered trademark of DuPont Corporation

Notes

- Soft-annealed, silver-plated copper conductor
- Mineral filled, polytetrafluoroethylene (PTFE) insulation
- A variety of insulation colors available

Applications

For use in aerospace & military and electronic applications. Rated for continuous use up to 200°C.

PTFE - SAE AS22759/8 (MIL-W-22759/8, Type TA)

Teflon® Military Hook-up Wire

260°C, 600V



IEWC Part Number	AWG	Stranding	Nominal Insulation Thickness		Nominal O.D.		Approx. Weight	
			in	mm	in	mm	lbs/1k ft	kg/km
M22759/8-24	24	19/36	0.019	0.5	0.062	1.6	4	6
M22759/8-22	22	19/34	0.021	0.5	0.073	1.9	6	9
M22759/8-20	20	19/32	0.022	0.6	0.082	2.1	8	12
M22759/8-18	18	19/30	0.022	0.6	0.092	2.3	11	16
M22759/8-16	16	19/29	0.024	0.6	0.102	2.6	14	21
M22759/8-14	14	19/27	0.023	0.6	0.115	2.9	19	28
M22759/8-12	12	19/25	0.024	0.6	0.134	3.4	29	43
M22759/8-10	10	37/26	0.025	0.6	0.158	4.0	42	63
M22759/8-8	8	133/29	0.028	0.7	0.220	5.6	73	109
M22759/8-6	6	133/27	0.032	0.8	0.270	6.9	111	165
M22759/8-4	4	133/25	0.035	0.9	0.328	8.3	169	251

Teflon is a registered trademark of DuPont Corporation

Notes

- Soft-annealed, nickel-plated copper conductor
- Mineral filled, polytetrafluoroethylene (PTFE) insulation
- A variety of insulation colors available

Applications

For use in aerospace & military and electronic applications. Rated for continuous use up to 260°C.

PTFE - SAE AS22759/9 (MIL-W-22759/9, Type LE)

Teflon® Military Hook-up Wire

200°C, 1000V



IEWC Part Number	AWG	Stranding	Nominal Insulation Thickness		Nominal O.D.		Approx. Weight	
			in	mm	in	mm	lbs/1k ft	kg/km
M22759/9-28	28	7/36	0.014	0.4	0.043	1.1	2	3
M22759/9-26	26	19/38	0.015	0.4	0.048	1.2	3	4
M22759/9-24	24	19/36	0.015	0.4	0.053	1.3	4	6
M22759/9-22	22	19/34	0.015	0.4	0.060	1.5	5	7
M22759/9-20	20	19/32	0.015	0.4	0.068	1.7	7	10
M22759/9-18	18	19/30	0.015	0.4	0.078	2.0	9	13
M22759/9-16	16	19/29	0.015	0.4	0.085	2.2	11	16
M22759/9-14	14	19/27	0.016	0.4	0.100	2.5	17	25
M22759/9-12	12	19/25	0.017	0.4	0.120	3.0	24	36
M22759/9-10	10	37/26	0.019	0.5	0.145	3.7	35	53
M22759/9-8	8	133/29	0.025	0.6	0.212	5.4	65	97

Teflon is a registered trademark of DuPont Corporation

Notes

- Soft-annealed, silver-plated copper conductor
- Polytetrafluoroethylene (PTFE) insulation
- A variety of insulation colors available

Applications

For use in aerospace & military and electronic applications. Rated for continuous use up to 200°C.

PTFE - SAE AS22759/10 (MIL-W-22759/10, Type LH)

Teflon® Military Hook-up Wire

260°C, 1000V



IEWC Part Number	AWG	Stranding	Nominal Insulation Thickness		Nominal O.D.		Approx. Weight	
			in	mm	in	mm	lbs/1k ft	kg/km
M22759/10-28	28	7/36	0.014	0.4	0.043	1.1	2	3
M22759/10-26	26	19/38	0.014	0.4	0.048	1.2	3	4
M22759/10-24	24	19/36	0.014	0.4	0.053	1.3	4	6
M22759/10-22	22	19/34	0.015	0.4	0.060	1.5	5	7
M22759/10-20	20	19/32	0.015	0.4	0.068	1.7	7	10
M22759/10-18	18	19/30	0.015	0.4	0.078	2.0	9	13
M22759/10-16	16	19/29	0.015	0.4	0.085	2.2	11	16
M22759/10-14	14	19/27	0.016	0.4	0.100	2.5	17	25
M22759/10-12	12	19/25	0.017	0.4	0.120	3.0	24	36
M22759/10-10	10	37/26	0.019	0.5	0.145	3.7	36	54
M22759/10-8	8	133/29	0.025	0.6	0.212	5.4	66	98

Teflon is a registered trademark of DuPont Corporation

Notes

- Soft-annealed, nickel-plated copper conductor
- Polytetrafluoroethylene (PTFE) insulation
- A variety of insulation colors available

Applications

For use in aerospace & military and electronic applications. Rated for continuous use up to 260°C.

PTFE - SAE AS22759/11 (MIL-W-22759/11, Type RC)

Teflon® Military Hook-up Wire

200°C, 600V



IEWC Part Number	AWG	Stranding	Nominal Insulation Thickness		Nominal O.D.		Approx. Weight	
			in	mm	in	mm	lbs/1k ft	kg/km
M22759/11-28	28	7/36	0.009	0.2	0.033	0.8	2	3
M22759/11-26	26	19/38	0.010	0.3	0.038	1.0	2	3
M22759/11-24	24	19/36	0.010	0.3	0.043	1.1	3	4
M22759/11-22	22	19/34	0.009	0.2	0.049	1.2	4	6
M22759/11-20	20	19/32	0.010	0.3	0.058	1.5	6	9
M22759/11-18	18	19/30	0.010	0.3	0.068	1.7	8	12
M22759/11-16	16	19/29	0.010	0.3	0.075	1.9	10	15
M22759/11-14	14	19/27	0.011	0.3	0.090	2.3	15	22
M22759/11-12	12	19/25	0.013	0.3	0.111	2.8	23	34
M22759/11-10	10	37/26	0.015	0.4	0.139	3.5	35	52
M22759/11-8	8	133/29	0.019	0.5	0.204	5.2	66	98

Teflon is a registered trademark of DuPont Corporation

Notes

- Soft-annealed, silver-plated copper conductor
- Polytetrafluoroethylene (PTFE) insulation
- A variety of insulation colors available

Applications

For use in aerospace & military and electronic applications. Rated for continuous use up to 200°C.

PTFE - SAE AS22759/12 (MIL-W-22759/12, Type RE)

Teflon® Military Hook-up Wire

260°C, 600V



IEWC Part Number	AWG	Stranding	Nominal Insulation Thickness		Nominal O.D.		Approx. Weight	
			in	mm	in	mm	lbs/1k ft	kg/km
M22759/12-28	28	7/36	0.009	0.2	0.033	0.8	2	3
M22759/12-26	26	19/38	0.010	0.3	0.038	1.0	2	3
M22759/12-24	24	19/36	0.010	0.3	0.043	1.1	3	4
M22759/12-22	22	19/34	0.009	0.2	0.049	1.2	4	6
M22759/12-20	20	19/32	0.010	0.3	0.058	1.5	6	9
M22759/12-18	18	19/30	0.010	0.3	0.068	1.7	8	12
M22759/12-16	16	19/29	0.010	0.3	0.075	1.9	10	15
M22759/12-14	14	19/27	0.011	0.3	0.090	2.3	15	22
M22759/12-12	12	19/25	0.013	0.3	0.111	2.8	23	34
M22759/12-10	10	37/26	0.015	0.4	0.139	3.5	35	52
M22759/12-8	8	133/29	0.019	0.5	0.204	5.2	66	98

Teflon is a registered trademark of DuPont Corporation

Notes

- Soft-annealed, nickel-plated copper conductor
- Polytetrafluoroethylene (PTFE) insulation
- A variety of insulation colors available

Applications

For use in aerospace & military and electronic applications. Rated for continuous use up to 260°C.

ETFE - SAE AS22759/16 (MIL-W-22759/16, Type TE)

Tefzel® Military Hook-up Wire

150°C, 600V



IEWC Part Number	AWG	Stranding	Nominal Insulation Thickness		Nominal O.D.		Approx. Weight	
			in	mm	in	mm	lbs/1k ft	kg/km
M22759/16-24	24	19/36	0.015	0.4	0.053	1.3	3	4
M22759/16-22	22	19/34	0.015	0.4	0.060	1.5	4	6
M22759/16-20	20	19/32	0.015	0.4	0.068	1.7	5	7
M22759/16-18	18	19/30	0.012	0.3	0.071	1.8	8	12
M22759/16-16	16	19/29	0.013	0.3	0.079	2.0	10	15
M22759/16-14	14	19/27	0.013	0.3	0.093	2.4	15	22
M22759/16-12	12	19/25	0.014	0.4	0.114	2.9	22	33
M22759/16-10	10	37/26	0.015	0.4	0.139	3.5	33	49
M22759/16-8	8	133/29	0.018	0.5	0.199	5.1	62	92
M22759/16-6	6	133/27	0.023	0.6	0.250	6.4	97	144
M22759/16-4	4	133/25	0.027	0.7	0.312	7.9	150	223
M22759/16-2	2	665/30	0.029	0.7	0.388	9.9	250	372
M22759/16-1	1	817/30	0.031	0.8	0.431	10.9	300	446
M22759/16-01	1/0	1045/30	0.032	0.8	0.479	12.2	370	551
M22759/16-02	2/0	1330/30	0.044	1.1	0.546	13.9	480	714

Tefzel is a registered trademark of DuPont Corporation

Notes

- Soft-annealed, tinned copper conductor
- Ethylene tetrafluoroethylene (ETFE) insulation
- A variety of insulation colors available

Applications

For use in aerospace & military and electronic applications. Rated for continuous use up to 150°C.

ETFE - SAE AS22759/18 (MIL-W-22759/18, Type TE)

Tefzel® Military Hook-up Wire

150°C, 600V



IEWC Part Number	AWG	Stranding	Nominal Insulation Thickness		Nominal O.D.		Approx. Weight	
			in	mm	in	mm	lbs/1k ft	kg/km
M22759/18-26	26	19/38	0.007	0.2	0.032	0.8	2	3
M22759/18-24	24	19/36	0.007	0.2	0.036	0.9	2	3
M22759/18-22	22	19/34	0.007	0.2	0.043	1.1	3	4
M22759/18-20	20	19/32	0.007	0.2	0.051	1.3	5	7
M22759/18-18	18	19/30	0.007	0.2	0.061	1.5	6	9
M22759/18-16	16	19/29	0.009	0.2	0.070	1.8	8	12
M22759/18-14	14	19/27	0.009	0.2	0.085	2.2	14	21
M22759/18-12	12	19/25	0.011	0.3	0.107	2.7	21	31
M22759/18-10	10	37/26	0.013	0.3	0.134	3.4	33	49

Tefzel is a registered trademark of DuPont Corporation

Notes

- Soft-annealed, tinned copper conductor
- Ethylene tetrafluoroethylene (ETFE) insulation
- A variety of insulation colors available

Applications

For use in aerospace & military and electronic applications. Rated for continuous use up to 150°C.

ETFE - SAE AS22759/19 (MIL-W-22759/19, Type TH)

Tefzel® Military Hook-up Wire

150°C, 600V



IEWC Part Number	AWG	Stranding	Nominal Insulation Thickness		Nominal O.D.		Approx. Weight	
			in	mm	in	mm	lbs/1k ft	kg/km
M22759/19-26	26	19/38	0.006	0.2	0.032	0.8	2	3
M22759/19-24	24	19/36	0.006	0.2	0.036	0.9	2	3
M22759/19-22	22	19/34	0.006	0.2	0.043	1.1	3	4
M22759/19-20	20	19/32	0.006	0.2	0.051	1.3	5	7

Tefzel is a registered trademark of DuPont Corporation

Notes

- Soft-annealed, high-strength, silver-plated, copper alloy conductor
- Ethylene tetrafluoroethylene (ETFE) insulation
- A variety of insulation colors available

Applications

For use in aerospace & military and electronic applications. Rated for continuous use up to 150°C.

PTFE - SAE AS22759/20 (MIL-W-22759/20, Type TK)

Teflon® Military Hook-up Wire

200°C, 1000V



IEWC Part Number	AWG	Stranding	Nominal Insulation Thickness		Nominal O.D.		Approx. Weight	
			in	mm	in	mm	lbs/1k ft	kg/km
M22759/20-28	28	7/36	0.015	0.4	0.045	1.1	2	3
M22759/20-26	26	19/38	0.015	0.4	0.050	1.3	2	4
M22759/20-24	24	19/36	0.015	0.4	0.055	1.4	3	5
M22759/20-22	22	19/34	0.015	0.4	0.062	1.6	4	6
M22759/20-20	20	19/32	0.015	0.4	0.070	1.8	6	9

Teflon is a registered trademark of DuPont Corporation

Notes

- Soft-annealed, high-strength, silver-plated copper alloy conductor
- Polytetrafluoroethylene (PTFE) insulation
- A variety of insulation colors available

Applications

For use in aerospace & military and electronic applications. Rated for continuous use up to 200°C.

PTFE - SAE AS22759/22 (MIL-W-22759/22, Type TM)

Teflon® Military Hook-up Wire

200°C, 600V



IEWC Part Number	AWG	Stranding	Nominal Insulation Thickness		Nominal O.D.		Approx. Weight	
			in	mm	in	mm	lbs/1k ft	kg/km
M22759/22-28	28	7/36	0.010	0.3	0.045	1.1	2	3
M22759/22-26	26	19/38	0.010	0.3	0.050	1.3	2	4
M22759/22-24	24	19/36	0.010	0.3	0.055	1.4	3	5
M22759/22-22	22	19/34	0.010	0.3	0.062	1.6	4	6
M22759/22-20	20	19/32	0.010	0.3	0.070	1.8	6	9

Teflon is a registered trademark of DuPont Corporation

Notes

- Soft-annealed, high-strength, nickel-plated copper alloy conductor
- Polytetrafluoroethylene (PTFE) insulation
- A variety of insulation colors available

Applications

For use in aerospace & military and electronic applications. Rated for continuous use up to 260°C.

XLETFE - SAE AS22759/32 (MIL-W-22759/32, Type SB)

Tefzel® Military Hook-up Wire

150°C, 600V



IEWC Part Number	AWG	Stranding	Nominal O.D.		Approx. Weight	
			in	mm	lbs/1k ft	kg/km
M22759/32-30	30	7/38	0.024	0.6	1	1
M22759/32-28	28	7/36	0.027	0.7	1	1
M22759/32-26	26	19/38	0.032	0.8	1	1
M22759/32-24	24	19/36	0.037	0.9	2	3
M22759/32-22	22	19/34	0.043	1.1	3	4
M22759/32-20	20	19/32	0.050	1.3	4	6
M22759/32-18	18	19/32	0.060	1.5	7	10
M22759/32-16	16	19/29	0.068	1.7	8	12
M22759/32-14	14	19/27	0.085	2.2	13	19
M22759/32-12	12	37/28	0.103	2.6	20	30

Tefzel is a registered trademark of DuPont Corporation

Notes

- Soft-annealed, tinned copper conductor
- Chemically cross-linked ethylene tetrafluoroethylene (XLETFE) insulation
- A variety of insulation colors available

Alternative Constructions

- Irradiated cross-linked ethylene tetrafluoroethylene (XLETFE) insulation

Applications

For use in aerospace & military and electronic applications. Rated for continuous use up to 200°C.

XLETFE - SAE AS22759/33 (MIL-W-22759/33, Type SC)

Tefzel® Military Hook-up Wire

200°C, 600V



IEWC Part Number	AWG	Stranding	Nominal O.D.		Approx. Weight	
			in	mm	lbs/1k ft	kg/km
M22759/33-30	30	7/38	0.024	0.6	1	1
M22759/33-28	28	7/36	0.027	0.7	1	1
M22759/33-26	26	19/38	0.032	0.8	1	1
M22759/33-24	24	19/36	0.037	0.9	2	3
M22759/33-22	22	19/34	0.043	1.1	3	4
M22759/33-20	20	19/32	0.050	1.3	4	6

Tefzel is a registered trademark of DuPont Corporation

Notes

- Soft-annealed, silver-plated copper alloy conductor
- Chemically cross-linked ethylene tetrafluoroethylene (XLETFE) insulation
- A variety of insulation colors available

Alternative Constructions

- Irradiated cross-linked ethylene tetrafluoroethylene (XLETFE) insulation

Applications

For use in aerospace & military and electronic applications. Rated for continuous use up to 200°C.

XLETFE/XLETFE - SAE AS22759/34 (MIL-W-22759/34, Type SD)

Tefzel® Military Hook-up Wire

150°C, 600V



IEWC Part Number	AWG	Stranding	Nominal O.D.		Approx. Weight	
			in	mm	lbs/1k ft	kg/km
M22759/34-26	26	19/38	0.040	1.0	2	3
M22759/34-24	24	19/36	0.045	1.1	2	3
M22759/34-22	22	19/34	0.050	1.3	3	4
M22759/34-20	20	19/32	0.058	1.5	5	7
M22759/34-18	18	19/30	0.070	1.8	7	10
M22759/34-16	16	19/29	0.077	2.0	9	13
M22759/34-14	14	19/27	0.094	2.4	14	21
M22759/34-12	12	37/28	0.111	2.8	21	31
M22759/34-10	10	37/26	0.134	3.4	32	48
M22759/34-8	8	133/29	0.195	5.0	64	96
M22759/34-6	6	133/27	0.241	6.1	97	144
M22759/34-4	4	133/25	0.310	7.9	163	243
M22759/34-2	2	665/30	0.405	10.3	246	366
M22759/34-1	1	817/30	0.445	11.3	314	467
M22759/34-01	1/0	1045/30	0.485	12.3	421	627
M22759/34-02	2/0	1330/30	0.545	13.8	518	771

Tefzel is a registered trademark of DuPont Corporation

Notes

- Soft-annealed, tinned copper conductor
- Chemically cross-linked ethylene tetrafluoroethylene (XLETFE) dual pass insulation
- A variety of insulation colors available

Alternative Constructions

- Irradiated cross-linked ethylene tetrafluoroethylene (XLETFE) insulation

Applications

For use in aerospace & military and electronic applications. Rated for continuous use up to 150°C.

XLETFE/XLETFE - SAE AS22759/35 (MIL-W-22759/35, Type SE)

Tefzel® Military Hook-up Wire

200°C, 600V



IEWC Part Number	AWG	Stranding	Nominal O.D.		Approx. Weight	
			in	mm	lbs/1k ft	kg/km
M22759/35-26	26	19/38	0.040	1.0	2	3
M22759/35-24	24	19/36	0.045	1.1	2	3
M22759/35-22	22	19/34	0.050	1.3	3	5
M22759/35-20	20	19/32	0.058	1.5	5	7

Tefzel is a registered trademark of DuPont Corporation

Notes

- Soft-annealed, silver-plated copper alloy conductor
- Chemically cross-linked ethylene tetrafluoroethylene (XLETFE) dual pass insulation
- A variety of insulation colors available

Alternative Constructions

- Irradiated cross-linked ethylene tetrafluoroethylene (XLETFE) insulation

Applications

For use in aerospace & military and electronic applications.
Rated for continuous use up to 200°C.

XLETFE/XLETFE - SAE AS22759/41 (MIL-W-22759/41, Type SM)

Tefzel® Military Hook-up Wire
200°C, 600V



IEWC Part Number	AWG	Stranding	Nominal O.D.		Approx. Weight	
			in	mm	lbs/1k ft	kg/km
M22759/41-26	26	19/38	0.040	1.0	2	3
M22759/41-24	24	19/36	0.045	1.1	2	3
M22759/41-22	22	19/34	0.050	1.3	3	4
M22759/41-20	20	19/32	0.058	1.5	5	7
M22759/41-18	18	19/30	0.070	1.8	7	10
M22759/41-16	16	19/29	0.077	2.0	9	13
M22759/41-14	14	19/27	0.094	2.4	14	21
M22759/41-12	12	37/28	0.111	2.8	21	31
M22759/41-10	10	37/26	0.134	3.4	32	48
M22759/41-8	8	133/29	0.195	5.0	64	96
M22759/41-6	6	133/27	0.241	6.1	97	144
M22759/41-4	4	133/25	0.310	7.9	163	243
M22759/41-2	2	665/30	0.405	10.3	246	366
M22759/41-1	1	817/30	0.445	11.3	314	467
M22759/41-01	1/0	1045/30	0.485	12.3	421	627
M22759/41-02	2/0	1330/30	0.545	13.8	518	771

Tefzel is a registered trademark of DuPont Corporation

Notes

- Soft-annealed, nickel-plated copper conductor
- Chemically cross-linked ethylene tetrafluoroethylene (XLETFE) dual pass insulation
- A variety of insulation colors available

Alternative Constructions

- Irradiated cross-linked ethylene tetrafluoroethylene (XLETFE) insulation

Applications

For use in aerospace & military and electronic applications. Rated for continuous use up to 200°C.

XLETFE/XLETFE - SAE AS22759/43 (MIL-W-22759/43, Type SP)

Tefzel® Military Hook-up Wire

200°C, 600V



IEWC Part Number	AWG	Stranding	Nominal O.D.		Approx. Weight	
			in	mm	lbs/1k ft	kg/km
M22759/43-26	26	19/38	0.040	1.0	2	3
M22759/43-24	24	19/36	0.045	1.1	2	3
M22759/43-22	22	19/34	0.050	1.3	3	4
M22759/43-20	20	19/32	0.058	1.5	5	7
M22759/43-18	18	19/30	0.070	1.8	7	10
M22759/43-16	16	19/29	0.077	2.0	9	13
M22759/43-14	14	19/27	0.094	2.4	14	21
M22759/43-12	12	37/28	0.111	2.8	21	31
M22759/43-10	10	37/26	0.134	3.4	32	48
M22759/43-8	8	133/29	0.195	5.0	62	92
M22759/43-6	6	133/27	0.241	6.1	95	141
M22759/43-4	4	133/25	0.310	7.9	150	223
M22759/43-2	2	665/30	0.405	10.3	239	356
M22759/43-1	1	817/30	0.445	11.3	290	432
M22759/43-01	1/0	1045/30	0.485	12.3	377	561
M22759/43-02	2/0	1330/30	0.545	13.8	487	725

Tefzel is a registered trademark of DuPont Corporation

Notes

- Soft-annealed, silver-plated copper conductor
- Chemically cross-linked ethylene tetrafluoroethylene (XLETFE) dual pass insulation
- A variety of insulation colors available

Alternative Constructions

- Irradiated cross-linked ethylene tetrafluoroethylene (XLETFE) insulation

Applications

For use in aerospace & military and electronic applications. Rated for continuous use up to 200°C.

XLETFE - SAE AS22759/44 (MIL-W-22759/44, Type SR)

Tefzel® Military Hook-up Wire

200°C, 600V



IEWC Part Number	AWG	Stranding	Nominal O.D.		Approx. Weight	
			in	mm	lbs/1k ft	kg/km
M22759/44-28	28	7/36	0.027	0.7	1	1
M22759/44-26	26	19/38	0.032	0.8	1	2
M22759/44-24	24	19/36	0.037	0.9	2	3
M22759/44-22	22	19/34	0.043	1.1	3	4
M22759/44-20	20	19/32	0.050	1.3	4	6
M22759/44-18	18	19/30	0.060	1.5	7	10
M22759/44-16	16	19/29	0.068	1.7	8	12
M22759/44-14	14	19/27	0.085	2.2	13	19
M22759/44-12	12	37/28	0.103	2.6	20	29

Tefzel is a registered trademark of DuPont Corporation

Notes

- Soft-annealed, silver-plated copper conductor
- Chemically cross-linked ethylene tetrafluoroethylene (XLETFE) insulation
- A variety of insulation colors available

Alternative Constructions

- Irradiated cross-linked ethylene tetrafluoroethylene (XLETFE) insulation

Applications

For use in aerospace & military and electronic applications. Rated for continuous use up to 200°C.

XLETFE - SAE AS22759/46 (MIL-W-22759/46, Type ST)

Tefzel® Military Hook-up Wire

200°C, 600V



IEWC Part Number	AWG	Stranding	Nominal O.D.		Approx. Weight	
			in	mm	lbs/1k ft	kg/km
M22759/46-28	28	7/36	0.027	0.7	1	1
M22759/46-26	26	19/38	0.032	0.8	1	2
M22759/46-24	24	19/36	0.037	0.9	2	3
M22759/46-22	22	19/34	0.043	1.1	3	4
M22759/46-20	20	19/32	0.050	1.3	4	6

Tefzel is a registered trademark of DuPont Corporation

Notes

- Soft-annealed, high-strength, nickel-plated copper conductor
- Chemically cross-linked ethylene tetrafluoroethylene (XLETFE) insulation
- A variety of insulation colors available

Alternative Constructions

- Irradiated cross-linked ethylene tetrafluoroethylene (XLETFE) insulation

Applications

For use in aerospace & military and electronic applications. Rated for continuous use up to 200°C.

Layered PTFE Tape - SAE AS22759/87 (MIL-W-22759/87, Type WK)

Teflon® Military Hook-up Wire

260°C, 600V



IEWC Part Number	AWG	Stranding	Nominal Insulation Thickness		Nominal O.D.		Approx. Weight	
			in	mm	in	mm	lbs/1k ft	kg/km
M22759/87-26	26	19/38	0.009	0.2	0.037	0.9	1	2
M22759/87-24	24	19/36	0.009	0.2	0.042	1.1	2	3
M22759/87-22	22	19/34	0.009	0.2	0.047	1.2	3	4
M22759/87-20	20	19/32	0.009	0.2	0.055	1.4	5	7
M22759/87-18	18	19/30	0.009	0.2	0.065	1.7	7	10
M22759/87-16	16	19/29	0.009	0.2	0.073	1.9	9	13
M22759/87-14	14	19/27	0.009	0.2	0.086	2.2	13	19
M22759/87-12	12	37/28	0.009	0.2	0.105	2.7	20	29
M22759/87-10	10	37/26	0.009	0.2	0.127	3.2	31	46
M22759/87-8	8	133/29	0.011	0.3	0.188	4.8	58	86
M22759/87-6	6	133/27	0.011	0.3	0.229	5.8	88	131
M22759/87-4	4	133/25	0.013	0.3	0.288	7.3	141	210
M22759/87-2	2	665/30	0.013	0.3	0.364	9.2	223	332
M22759/87-1	1	817/30	0.013	0.3	0.408	10.4	273	406
M22759/87-01	1/0	1045/30	0.013	0.3	0.450	11.4	344	512
M22759/87-02	2/0	1330/30	0.013	0.3	0.505	12.8	432	642
M22759/87-03	3/0	1665/30	0.013	0.3	0.560	14.2	542	806
M22759/87-04	4/0	2109/30	0.013	0.3	0.630	16.0	681	1013

Teflon is a registered trademark of DuPont Corporation

Notes

- Soft-annealed, nickel-plated copper conductor
- Standard jacket color: white

Alternative Constructions

- Seamless PTFE tape wrap

Applications

For use in aerospace & military and electronic applications. Rated for continuous use up to 260°C.

M22759/87 Insulation Tape Configurations

AWG	Inner Layer	Second Layer	Third Layer	Fourth layer
26 - 10	PTFE Tape	PTFE/polyimide/PTFE tape	-----	-----
8 - 6	PTFE Tape	PTFE/polyimide/PTFE tape	PTFE Tape	-----
4 - 4/0	PTFE/polyimide/PTFE tape	PTFE Tape	PTFE Tape	PTFE Tape

Silicone/PTFE Tape/Fiberglass - MIL-W-25038/1

Thermazone I; Flightsafe 260; High Temperature Aircraft Wire
260°C, 600V



IEWC Part Number	AWG	Stranding	Nominal Insulation Thickness		Nominal O.D.		Approx. Weight	
			in	mm	in	mm	lbs/1k ft	kg/km
M25038/1-22	22	19/34	0.085	2.2	0.116	2.9	10	15
M25038/1-20	20	19/32	0.085	2.2	0.125	3.2	12	18
M25038/1-18	18	19/30	0.085	2.2	0.135	3.4	15	22
M25038/1-16	16	19/29	0.090	2.3	0.147	3.7	19	28
M25038/1-14	14	19/27	0.095	2.4	0.170	4.3	25	37
M25038/1-12	12	19/25	0.095	2.4	0.185	4.7	35	52

Notes

- Soft-annealed, nickel-plated copper conductor
- Silicone and fiberglass composite insulation with polytetrafluoroethylene (PTFE) tape wrap
- Polytetrafluoroethylene-coated (PTFE) fiberglass braid jacket with finisher
- Non-asbestos construction
- Standard jacket color: white

Applications

For use in aerospace & military and electronic applications. Rated for continuous use up to 260°C.

Polyimide Tape/PTFE Tape - MIL-W-25038/3

Thermazone IIIK; Flightsafe 260XL; High Temperature Aircraft Wire
260°C, 600V



IEWC Part Number	AWG	Stranding	Nominal Insulation Thickness		Nominal O.D.		Approx. Weight	
			in	mm	in	mm	lbs/1k ft	kg/km
M25038/3-22	22	19/34	0.025	0.6	0.040	1.0	6	9
M25038/3-20	20	19/32	0.045	1.1	0.048	1.2	9	13
M25038/3-18	18	19/30	0.045	1.1	0.065	1.7	11	16
M25038/3-16	16	19/29	0.045	1.1	0.068	1.7	14	20
M25038/3-14	14	19/27	0.050	1.3	0.097	2.5	20	29
M25038/3-12	12	19/25	0.050	1.3	0.100	2.5	28	42

Notes

- Soft-annealed, nickel-plated copper conductor
- Composite insulation with polyimide tape wrap fluid barrier
- Polytetrafluoroethylene (PTFE) tape jacket with finisher
- Non-asbestos construction
- Standard jacket color: white

Applications

For use in aerospace & military and electronic applications. Rated for continuous use up to 260°C.

PVC/Nylon - SAE AS50861/1 (MIL-W-5086/1)

Military Hook-up Wire

105°C, 600V



IEWC Part Number	AWG	Stranding	Nominal O.D.		Approx. Weight	
			in	mm	lbs/1k ft	kg/km
M5086/1-22	22	19/34	0.068	1.7	4	6
M5086/1-20	20	19/32	0.078	2.0	6	9
M5086/1-18	18	19/30	0.088	2.2	8	12
M5086/1-16	16	19/29	0.098	2.5	10	15
M5086/1-14	14	19/27	0.117	3.0	16	23
M5086/1-12	12	37/28	0.137	3.5	24	35
M5086/1-10	10	37/26	0.159	4.0	35	52

Notes

- Soft-annealed, tinned copper conductor
- Polyvinyl chloride (PVC) insulation
- Nylon jacket
- RoHS Compliant
- A variety of insulation colors available

Applications

For use in aerospace & military and electronic applications. Rated for continuous use up to 105°C.

PVC/Glass Braid/Nylon - SAE AS50861/2 (MIL-W-5086/2)

Military Hook-up Wire

150°C, 600V



IEWC Part Number	AWG	Stranding	Nominal O.D.		Approx. Weight	
			in	mm	lbs/1k ft	kg/km
M5086/2-22	22	19/34	0.073	1.9	4	6
M5086/2-20	20	19/32	0.083	2.1	6	9
M5086/2-18	18	19/30	0.093	2.4	9	13
M5086/2-16	16	19/29	0.103	2.6	11	16
M5086/2-14	14	19/27	0.126	3.2	17	25
M5086/2-12	12	37/28	0.143	3.6	25	37
M5086/2-10	10	37/26	0.189	4.8	40	60
M5086/2-8	8	133/29	0.239	6.1	66	98
M5086/2-6	6	133/27	0.293	7.4	105	156
M5086/2-4	4	133/25	0.349	8.9	160	238
M5086/2-2	2	665/30	0.420	10.7	245	365
M5086/2-1	1	817/30	0.467	11.9	304	452
M5086/2-01	1/0	1045/30	0.525	13.3	392	583
M5086/2-02	2/0	1330/30	0.587	14.9	493	734
M5086/2-03	3/0	1661/30	0.640	16.3	604	899
M5086/2-04	4/0	2109/30	0.725	18.4	770	1146

Notes

- Soft-annealed, tinned copper conductor
- Polyvinyl chloride (PVC) insulation with impregnated glass braid
- Clear nylon jacket (22-10)
- Nylon braid jacket (8-4/0)
- RoHS Compliant
- Standard jacket color: white

Applications

For use in aerospace & military and electronic applications. Rated for continuous use up to 105°C.

XL-Polyalkene/XLPVDF - SAE AS81044/9 (MIL-W-81044/9)

Military Hook-up Wire

150°C, 600V



IEWC Part Number	AWG	Stranding	Nominal O.D.		Approx. Weight	
			in	mm	lbs/1k ft	kg/km
M81044/9-24	24	19/36	0.054	1.4	3	4
M81044/9-22	22	19/34	0.062	1.6	4	6
M81044/9-20	20	19/32	0.070	1.8	5	8
M81044/9-18	18	19/30	0.080	2.0	8	12
M81044/9-16	16	19/29	0.089	2.3	10	14
M81044/9-14	14	19/27	0.108	2.7	15	22
M81044/9-12	12	37/28	0.126	3.2	22	32
M81044/9-10	10	37/26	0.155	3.9	34	51
M81044/9-8	8	133/29	0.214	5.4	60	89
M81044/9-6	6	133/27	0.264	6.7	91	136
M81044/9-4	4	133/25	0.320	8.1	153	228
M81044/9-2	2	665/30	0.400	10.2	247	368

Notes

- Soft-annealed, tinned copper conductor
- Chemically cross-linked polyalkene insulation
- Chemically cross-linked polyvinylidene fluoride (XLPVDF) jacket
- RoHS Compliant
- Standard jacket color: white

Alternative Constructions

- Irradiated cross-linked polyalkene insulation and polyvinylidene fluoride (XL-PVDF) jacket

Applications

For use in aerospace & military and electronic applications. Rated for continuous use up to 150°C.

XL-Polyalkene/XLPVDF - SAE AS81044/12 (MIL-W-81044/12)

Military Hook-up Wire

150°C, 600V



IEWC Part Number	AWG	Stranding	Nominal O.D.		Approx. Weight	
			in	mm	lbs/1k ft	kg/km
M81044/12-28	28	19/36	0.030	0.8	1	1
M81044/12-26	26	19/38	0.034	0.9	1	2
M81044/12-24	24	19/36	0.040	1.0	2	3
M81044/12-22	22	19/34	0.047	1.2	3	4
M81044/12-20	20	19/32	0.055	1.4	5	7
M81044/12-18	18	19/30	0.065	1.7	7	10
M81044/12-16	16	19/29	0.072	1.8	9	13
M81044/12-14	14	19/27	0.089	2.3	14	20
M81044/12-12	12	37/28	0.108	2.7	22	31

Notes

- Soft-annealed, tinned copper conductor
- Irradiated cross-linked polyalkene insulation
- Irradiated cross-linked polyvinylidene fluoride (XLPVDF) jacket
- RoHS Compliant
- A variety of jacket colors available

Applications

For use in aerospace & military and electronic applications. Rated for continuous use up to 150°C.

Polyimide Tape/Polyimide - MIL-DTL-81381/11

Kapton® Military Hook-up Wire

200°C, 600V



IEWC Part Number	AWG	Stranding	Nominal O.D.		Approx. Weight	
			in	mm	lbs/1k ft	kg/km
M81381/11-24	24	19/36	0.042	1.1	2	3
M81381/11-22	22	19/34	0.047	1.2	3	4
M81381/11-20	20	19/32	0.055	1.4	4	6
M81381/11-18	18	19/30	0.065	1.7	7	10
M81381/11-16	16	19/29	0.070	1.8	8	12
M81381/11-14	14	19/27	0.083	2.1	12	18
M81381/11-12	12	37/28	0.102	2.6	19	28
M81381/11-10	10	37/26	0.125	3.2	29	43

Kapton is a registered trademark of DuPont Corporation

Notes

- Soft-annealed, silver-plated copper conductor
- Polyimide tape insulation
- Modified aromatic polyimide resin jacket
- Standard jacket color: white

Applications

For use in aerospace & military and electronic applications. Rated for continuous use up to 200°C.

Polyimide Tape/Polyimide - MIL-DTL-81381/12

Kapton® Military Hook-up Wire

200°C, 600V



IEWC Part Number	AWG	Stranding	Nominal O.D.		Approx. Weight	
			in	mm	lbs/1k ft	kg/km
M81381/12-24	24	19/36	0.042	1.1	2	3
M81381/12-22	22	19/34	0.047	1.2	3	4
M81381/12-20	20	19/32	0.055	1.4	4	6
M81381/12-18	18	19/30	0.065	1.7	7	10
M81381/12-16	16	19/29	0.070	1.8	8	12
M81381/12-14	14	19/27	0.083	2.1	12	18
M81381/12-12	12	37/28	0.102	2.6	19	28
M81381/12-10	10	37/26	0.125	3.2	29	43

Kapton is a registered trademark of DuPont Corporation

Notes

- Soft-annealed, nickel-plated copper conductor
- Polyimide tape insulation
- Modified aromatic polyimide resin jacket
- Standard jacket color: white

Applications

For use in aerospace & military and electronic applications. Rated for continuous use up to 200°C.

PVC - M76-MWP

Military Hookup Wire

80°C, 1000V



IEWC Part Number	AWG	Stranding	Nominal Insulation Thickness		Nominal O.D.		Approx. Weight	
			in	mm	in	mm	lbs/1k ft	kg/km
M76-MWPC-2407A	24	7/32	0.016	0.4	0.058	1.5	3	4
M76-MWPC-2207A	22	7/30	0.016	0.4	0.063	1.6	4	5
M76-MWPC-2007A	20	7/28	0.016	0.4	0.072	1.8	5	8
M76-MWPC-2010A	20	10/30	0.016	0.4	0.072	1.8	5	8
M76-MWPC-1807A	18	7/26	0.016	0.4	0.082	2.1	8	11
M76-MWPC-1816A	18	18/30	0.016	0.4	0.082	2.1	8	11
M76-MWPC-1619A	16	19/29	0.016	0.4	0.091	2.3	10	15
M76-MWPC-1626A	16	26/30	0.016	0.4	0.091	2.3	10	15
M76-MWPC-1419A	14	19/27	0.016	0.4	0.105	2.7	15	22
M76-MWPC-1441A	14	41/30	0.016	0.4	0.105	2.7	15	22
M76-MWPC-1219A	12	19/25	0.016	0.4	0.124	3.1	23	33
M76-MWPC-1265A	12	65/30	0.016	0.4	0.124	3.1	23	33

Notes

- Soft-annealed, tinned copper conductor
- Polyvinyl chloride (PVC) insulation
- RoHS Compliant
- A variety of insulation colors available

Alternative Constructions

- Solid conductor

Available Certifications

MIL-DTL-16878/2

Applications

For use in aerospace & military and electronic applications. Rated for continuous use up to 80°C.

PVC - M76-HWP

Military Hookup Wire

80°C, 2.5kV



IEWC Part Number	AWG	Stranding	Nominal Insulation Thickness		Nominal O.D.		Approx. Weight	
			in	mm	in	mm	lbs/1k ft	kg/km
M76-HWPC-2207A	22	7/30	0.031	0.8	0.093	2.4	6	9
M76-HWPC-2007A	20	7/28	0.031	0.8	0.100	2.5	8	11
M76-HWPC-1807A	18	7/26	0.031	0.8	0.110	2.8	10	15
M76-HWPC-1619A	16	19/29	0.031	0.8	0.120	3.0	13	19
M76-HWPC-1626A	16	26/30	0.031	0.8	0.120	3.0	13	19
M76-HWPC-1419A	14	19/27	0.045	1.1	0.162	4.1	22	33
M76-HWPC-1441A	14	41/30	0.045	1.1	0.162	4.1	22	33
M76-HWPC-1219A	12	19/25	0.045	1.1	0.180	4.6	32	48
M76-HWPC-1265A	12	65/30	0.045	1.1	0.180	4.6	32	48
M76-HWPC-1037A	10	37/26	0.045	1.1	0.200	5.1	44	65
M76-HWPC-10105A	10	105/30	0.045	1.1	0.200	5.1	44	65
M76-HWPC-08133A	8	133/29	0.045	1.1	0.256	6.5	72	107
M76-HWPC-06133A	6	133/27	0.045	1.1	0.300	7.6	101	151

Notes

- Soft-annealed, tinned copper conductor
- Polyvinyl chloride (PVC) insulation
- A variety of insulation colors available

Applications

For use in aerospace & military and electronic applications. Rated for continuous use up to 80°C.

Color Code

Military Color Code

Code	Color
0	Black
1	Brown
2	Red
3	Orange
4	Yellow
5	Green
6	Blue
7	Violet
8	Gray
9	White

NEMA WC27500 (MIL-DTL-27500) Cables

Multiple Constructions Available; Common Constructions Listed Below



NEMA WC27500 Example Part Number

Cable Specification	Identification Method	Conductor AWG Size	Primary Wire Type	No. of Conductors	Shield Type	Jacket Type
M27500	-	20	ML	2	T	08

Primary Wire Types

WC27500 Code	Wire Type	Insulation Material	Temperature Rating	Voltage
SA	SAE AS22759/7	PTFE	200°C	600V
TA	SAE AS22759/8	PTFE	260°C	600V
LE	SAE AS22759/9	PTFE	200°C	1000V
LH	SAE AS22759/10	PTFE	260°C	600V
RC	SAE AS22759/11	PTFE	200°C	600V
RE	SAE AS22759/12	PTFE	260°C	600V
TE	SAE AS22759/16	ETFE	150°C	600V
TG	SAE AS22759/18	ETFE	150°C	600V
JC	SAE AS22759/29	PTFE / Polyimide	260°C	600V
SB	SAE AS22759/32	XLETFE	150°C	600V
SC	SAE AS22759/33	XLETFE	200°C	600V
SD	SAE AS22759/34	XLETFE / XLETFE	150°C	600V
SE	SAE AS22759/35	XLETFE / XLETFE	200°C	600V
SM	SAE AS22759/41	XLETFE / XLETFE	200°C	600V
SP	SAE AS22759/43	XLETFE / XLETFE	200°C	600V
SR	SAE AS22759/44	XLETFE	200°C	600V
WJ	SAE AS22759/86	Layered PTFE Tape	200°C	600V
WL	SAE AS22759/88	Layered PTFE Tape	150°C	600V
WR	SAE AS22759/92	Layered PTFE Tape	260°C	600V
JF	MIL-W-25038/3	Polyimide Tape / PTFE Tape	260°C	600V
MH	SAE AS81044/9	XL-Polyalkene / XLPVDF	150°C	600V
ML	SAE AS81044/12	XL-Polyalkene / XLPVDF	150°C	600V
MM	SAE AS81044/13	XL-Polyalkene / XLPVDF	150°C	600V
MW	MIL-DTL-81381/11	Polyimide Tape / Polyimide	200°C	600V

Identification Methods & Shield Coverage

WC27500 Code	Shield Coverage	Identification Method
-	85%	White wires, striped per Color Code III A
F		White wires, striped per Color Code III B
A		Solid wires per Color Code III A
G		Solid wires per Color Code III B
C	90%	White wires, striped per Color Code III A
H		White wires, striped per Color Code III B
D		Solid wires per Color Code III A
J		Solid wires per Color Code III B

Color Codes

Conductor	Color Code III A	Color Code III B
1	White	Red
2	Blue	Blue
3	Orange	Yellow
4	Green	Green
5	Red	White
6	Black	Black
7	Yellow	Brown
8	Violet	Orange
9	Gray	Violet
10	Brown	Brown
11	Blue/Blue	Blue/Blue
12	Orange/Orange	Orange/Orange
13	Green/Green	Yellow/White
14	Red/Red	Red/Red
15	Black/Black	Black/Black

NEMA WC27500 (MIL-DTL-27500) Cables continued on next page

Shield Types

WC27500 Single Shield Code	WC27500 Double Shield Code	Shield Material	Shield Wire Shape	Temperature Rating
U	N/A	No Shield	N/A	N/A
T	V	Tin-plated copper	Round	150°C
S	W	Silver-plated copper		200°C
M	K	Silver-plated copper alloy		200°C
N	Y	Nickel-plated copper		260°C
P	L	Nickel-plated copper alloy		260°C
J	D	Tin-plated copper		150°C
G	A	Silver-plated copper	Flat	200°C
H	B	Silver-plated copper alloy		200°C
E	X	Nickel-plated copper alloy		260°C

Jacket Types


WC27500 Single Jacket Code	WC27500 Double Jacket Code	Jacket Material	Temperature Rating
00	00	No Jacket	-----
01	51	Extruded PVC, white	90°C
02	52	Extruded nylon, clear	105°C
05	55	Extruded FEP, clear	200°C
06	56	Extruded or taped PTFE, white	260°C
07	57	PTFE coated and impregnated glass braid over PTFE tape, white	260°C
08	58	Extruded irradiated XLPVDF, white	150°C
09	59	Extruded FEP, white	200°C
10	60	Extruded PVDF, clear	125°C
12	62	Nylon/FEP tape with nylon outer surface, natural	200°C
14	64	Extruded ETFE, white	150°C
15	65	Extruded ETFE, clear	150°C
20	70	Extruded PFA, white	260°C
21	71	Extruded PFA, clear	260°C
23	73	Extruded irradiated XLETFE, white	200°C
24	74	PTFE tape over nylon/FEP tape, white	200°C

Notes

- Additional primary wire types, color codes, shielding types and jacket materials available; consult the NEMA WC27500 specification for complete configuration options and construction details.

Applications

For use in aerospace & military, electronic and shipboard applications.



Transit & Locomotive Cable



Diesel Locomotive Cable
184



Transit Cable
185-186

EPR/XL-CPE - DLO

Diesel Locomotive Cable

UL: 90°C, 2000V, RHH/RHW-2

CSA: 90°C, 1000V, RW90



IEWC Part Number	AWG	Stranding	Nominal Insulation Thickness		Nominal O.D.		Approx. Weight		Ampacity ⁰¹
			in	mm	in	mm	lbs/1k ft	kg/km	
DLO14	14	19/.0147	0.045	1.1	0.200	5.1	30	45	35
DLO12	12	19/.0185	0.045	1.1	0.220	5.6	39	58	40
DLO10	10	27/24	0.045	1.1	0.250	6.4	56	83	55
DLO08	8	37/24	0.055	1.4	0.330	8.3	87	129	80
DLO06	6	61/24	0.060	1.5	0.380	9.7	131	195	105
DLO04	4	105/24	0.060	1.5	0.460	11.7	202	301	140
DLO02	2	158/24	0.060	1.5	0.510	13.0	285	424	190
DLO01	1	224/24	0.080	2.0	0.640	16.3	417	621	220
DLO1/0	1/0	280/24	0.080	2.0	0.700	17.8	494	735	260
DLO2/0	2/0	329/24	0.080	2.0	0.730	18.5	587	874	300
DLO3/0	3/0	456/24	0.080	2.0	0.800	20.3	718	1,069	350
DLO4/0	4/0	551/24	0.080	2.0	0.840	21.3	845	1,258	405
DLO262	262	650/24	0.090	2.3	0.940	23.9	1,050	1,563	467
DLO313	313	777/24	0.090	2.3	1.00	25.3	1,195	1,778	522
DLO373	373	925/24	0.090	2.3	1.06	26.9	1,384	2,060	591
DLO444	444	1110/24	0.090	2.3	1.11	28.2	1,634	2,432	652
DLO535	535	1332/24	0.090	2.3	1.20	30.5	1,925	2,865	728
DLO646	646	1609/24	0.090	2.3	1.29	32.8	2,307	3,433	815
DLO777	777	1924/24	0.090	2.3	1.38	35.1	2,728	4,060	904
DLO929	929	2318/24	0.090	2.3	1.56	39.6	3,570	5,313	1,014
DLO1111	1111	2745 / 24	0.115	2.9	1.77	44.9	4,232	6,298	1,115

⁰¹ Ampacities are for general use of 90°C conductor with ambient temperature @ 30°C per NEC Table 310.17

Notes

- Soft-annealed, tinned copper conductor
- Ethylene propylene rubber (EPR) insulation
- Cross-linked chlorinated polyethylene (XL-CPE) jacket
- RoHS Compliant
- ICEA S-95-658 / NEMA WC70
- Standard jacket color: black

Available Certifications

UL: VW-1
CSA: FT4

Applications

For use in electric motor & generator, mining & offroad, rail transit, and wind power applications. Rated for continuous use up to 90°C.

Irradiated XLPO - Polyrad® XT 600V

Transit and Locomotive Cable

110°C/125°C, 600V

UL: VW-1



IEWC Part Number	AWG	Stranding	Nominal Insulation Thickness		Nominal O.D.		Approx. Net Weight		Ampacity ⁰¹	
			in	mm	in	mm	lbs/1k ft	kg/km	110°C	125°C
DLI20*-6	20	19/32	0.030	0.8	0.098	2.5	8	12	24	26
DLI18*-6	18	19/30	0.030	0.8	0.108	2.7	11	16	30	32
DLI16*-6	16	19/29	0.030	0.8	0.114	2.9	13	19	35	38
DLI14*-6	14	19/27	0.030	0.8	0.127	3.2	17	25	41	44
DLI12*-6	12	19/25	0.030	0.8	0.146	3.7	26	39	52	56
DLI10*-6	10	27/24	0.030	0.8	0.177	4.5	42	63	73	79
DLI08*-6	8	37/34	0.045	1.1	0.225	5.7	61	91	85	92
DLI06*-6	6	61/24	0.045	1.1	0.264	6.7	95	142	120	130
DLI05*-6	5	91/24	0.045	1.1	0.309	7.8	139	207	160	173
DLI04*-6	4	105/24	0.045	1.1	0.352	8.9	162	241	168	181
DLI03*-6	3	125/24	0.045	1.1	0.375	9.5	191	284	199	215
DLI02*-6	2	150/24	0.045	1.1	0.397	10.1	218	325	214	231
DLI01*-6	1	225/24	0.045	1.1	0.490	12.5	346	515	268	289
DLI1/0*-6	1/0	275/24	0.055	1.4	0.520	13.2	414	616	304	328
DLI2/0*-6	2/0	325/24	0.055	1.4	0.580	14.7	471	701	338	364
DLI3/0*-6	3/0	450/24	0.065	1.7	0.679	17.3	663	987	414	446
DLI4/0*-6	4/0	550/24	0.065	1.7	0.741	18.8	798	1,166	472	509
DLI262*-6	262	650/24	0.075	1.9	0.802	20.4	964	1,435	524	585
DLI313*-6	313	775/24	0.075	1.9	0.870	22.1	1,142	1,699	590	638
DLI373*-6	373	925/24	0.065	1.7	0.880	22.4	1,289	1,918	657	708
DLI444*-6	444	1,100/24	0.065	1.7	0.950	24.1	1,537	2,287	734	791
DLI535*-6	535	1,325/24	0.080	2.0	1.055	26.8	1,862	2,771	828	893
DLI646*-6	646	1,600/24	0.080	2.0	1.140	29.0	2,202	3,277	931	1,004
DLI777*-6	777	1,925/24	0.080	2.0	1.235	31.4	2,564	3,816	1,047	1,129
DLI929*-6	929	2,300/24	0.080	2.0	1.390	35.3	3,401	5,061	1,168	1,259
DLI1111*-6	1111	2,750/24	0.095	2.4	1.518	38.6	3,915	5,826	1,254	1,352

Polyrad is a registered trademark of General Cable Corporation
⁰¹ Ampacities are for general use with ambient temperature @ 40°C

Notes

- Soft-annealed, tinned copper conductor
- Irradiated cross-linked polyolefin (XLPO) insulation
- Low smoke
- IEEE 383
- AAR S-501, RP-585
- ICEA S-95-658
- Standard insulation color: dark gray

Alternative Constructions

- Shielded constructions

Available Certifications

ASTM E662
 BSS 7239
 IEEE 1202 / 383
 SMP 800-C
 Meets requirements of 49 CFR Part 238 for flame and smoke requirements

Applications

For use in electric motor & generator, mining & offroad, rail transit, tool and appliance applications. Rated for continuous use up to 125°C.

Irradiated XLPO - Polyrad® XT 2kV

Transit and Locomotive Cable

110°C/125°C, 2kV



Transit & Locomotive Cable

IEWC Part Number	AWG	Stranding	Nominal Insulation Thickness		Nominal O.D.		Approx. Weight		Ampacity ⁰¹	
			in	mm	in	mm	lbs/1k ft	kg/km	110° C	125° C
DLI20*-2	20	19/32	0.045	1.1	0.128	3.3	10	15	24	26
DLI18*-2	18	19/30	0.045	1.1	0.138	3.5	14	21	30	32
DLI16*-2	16	19/29	0.045	1.1	0.144	3.7	16	24	35	38
DLI14*-2	14	19/27	0.045	1.1	0.157	4.0	22	33	41	44
DLI12*-2	12	19/25	0.045	1.1	0.176	4.5	31	46	52	56
DLI10*-2	10	27/24	0.045	1.1	0.21	5.3	47	70	73	79
DLI08*-2	8	37/24	0.055	1.4	0.25	6.4	66	98	85	92
DLI06*-2	6	61/24	0.055	1.4	0.297	7.4	100	149	120	130
DLI05*-2	5	91/24	0.055	1.4	0.329	8.4	144	214	160	173
DLI04*-2	4	105/24	0.055	1.4	0.372	9.5	169	252	168	181
DLI03*-2	3	125/24	0.055	1.4	0.395	10.0	197	293	199	215
DLI02*-2	2	150/24	0.055	1.4	0.417	10.6	226	336	214	231
DLI01*-2	1	225/24	0.065	1.7	0.51	13.0	353	525	268	289
DLI1/0*-2	1/0	275/24	0.065	1.7	0.567	14.4	420	625	304	328
DLI2/0*-2	2/0	325/24	0.065	1.7	0.588	14.9	481	716	338	364
DLI3/0*-2	3/0	450/24	0.065	1.7	0.679	17.3	663	987	414	446
DLI4/0*-2	4/0	550/24	0.065	1.7	0.741	18.8	792	1,179	472	509
DLI4/0*-2		550/24	0.105	2.7	0.803	20.4	837	1,246	472	509
DLI262*-2	262	650/24	0.075	1.9	0.802	20.4	931	1,386	524	585
DLI262*-2		650/24	0.105	2.7	0.840	21.3	969	1,442	524	565
DLI313*-2	313	775/24	0.075	1.9	0.87	22.1	1,108	1,649	590	638
DLI313*-2		775/24	0.105	2.7	0.895	22.7	1,149	1,710	590	636
DLI373*-2	373	925/24	0.075	1.9	0.900	22.9	1,310	1,950	657	708
DLI373*-2		925/24	0.105	2.7	0.960	24.4	1,353	2,013	657	708
DLI444*-2	444	1100/24	0.075	1.9	0.970	24.6	1,561	2,323	734	791
DLI444*-2		1100/24	0.105	2.7	1.030	26.2	1,607	2,392	734	791
DLI535*-2	535	1325/24	0.090	2.3	1.075	27.3	1,888	2,810	828	893
DLI535*-2		1325/24	0.120	3.1	1.135	28.8	1,946	2,896	828	893
DLI646*-2	646	1600/24	0.090	2.3	1.160	29.5	2,231	3,320	931	1,004
DLI646*-2		1600/24	0.120	3.1	1.220	31.0	2,285	3,400	931	1,004
DLI777*-2	777	1925/24	0.090	2.3	1.255	31.9	2,681	3,990	1,047	1,129
DLI777*-2		1925/24	0.120	3.1	1.315	33.4	2,727	4,058	1,047	1,129
DLI929*-2	929	2300/24	0.090	2.3	1.410	35.8	3,431	5,106	1,168	1,259
DLI929*-2		2300/24	0.120	3.1	1.470	37.3	3,539	5,267	1,168	1,259
DLI1111*-2	1111	2750/24	0.110	2.8	1.548	39.3	3,972	5,911	1,254	1,352
DLI1111*-2		2750/24	0.120	3.1	1.568	39.8	4,011	5,969	1,254	1,352

Polyrad is a registered trademark of General Cable Corporation

⁰¹ Ampacities are for general use with ambient temperature @ 40°C

Notes

- Soft-annealed, tinned copper conductor
- Irradiated cross-linked polyolefin (XLPO) insulation
- Low smoke
- IEEE-383
- AAR S-501, RP-585
- ICEA S-95-658
- Standard insulation color: dark gray

Available Certifications

UL: VW-1
 ASTM E662
 IEEE-1202
 SMP 800-C
 Meets requirements of 49 CFR Part 238 for flame and smoke requirements
 Meets transit toxicity requirements when tested according to BSS 7239

Applications

For use in electric motor & generator, mining & offroad, rail transit, tool, appliance and wind power applications. Rated for continuous use up to 125°C.



Data & Communications Cable




Electronic Cable
188-189



Coaxial Cable
190-192

PVC - Electronic Cable

Multiple Constructions Available; Common Constructions Listed Below
300V



PVC - Electronic Example Part Number

Conductor AWG Size	No. of Conductors	Conductor Configuration	Shielding Type	Jacket Color
22	04	P	SP	8

Conductor Configuration

IEWC Code	Configuration
C	Single Conductors
P	Paired Conductors
CB	Combination Cable

Jacket Color

IEWC Code	Color
0	Black
1	Red
2	Green
3	Blue
4	Yellow
5	Orange
6	Brown
7	Violet
8	Gray
9	White
N	Natural
P	Pink
T	Tan
U	Dark Blue
Y	Beige
Z	Clear

Shielding Type

IEWC Code	Shielding
	Unshielded
OFS	Overall Foil Shield
SS	Overall Foil and Braided Shields
OBS	Overall Braided Shield
OSS	Overall Sprial Shield
SC	Shielded Conductors
SP	Shielded Pairs
SPOS	Shielded Pairs, Overall Foil Shield
SPOBS	Shielded Pairs, Overall Braided Shield

Alternative Constructions

- ETFE jacket
- FEP jacket
- Halar jacket
- LSZH jacket
- PE jacket
- PTFE jacket
- Polyurethane jacket
- PVDF jacket
- TPE jacket
- XLPE jacket
- 30V constructions
- 150V constructions
- 200V constructions
- 400V constructions
- Category/Ethernet cables
- Bus cables
- SAE J1939 cables
- Audio cables
- Alarm/Security cables

Available UL AWM Styles

- 2092
- 2093
- 2094
- 2095
- 2343
- 2448 (30V)
- 2464
- 2490
- 2493
- 2509
- 2576 (150V)
- 2582 (150V)
- 2598
- 2661
- 2717
- 2835 (30V)
- 2919 (30V)
- 2960 (30V)
- 20093 (150V)
- 20229
- 20233
- 20626
- 20668

Available NEC/CSA Ratings

- CIC
- CL2
- CL2P
- CL2R
- CL2X
- CL3
- CL3P
- CL3R
- CM
- CMG
- CMG-LS
- CMH
- CMP
- CMR
- CMX
- FAS
- FPL
- FPLP
- FPLR
- MPG
- MPR

Available ANSI/TIA/EIA Styles

- Cat 3
- Cat 5
- Cat 5e
- Cat 6
- Cat 6e

Applications

For use in electronic, manufacturing, tool, appliance and industrial processing applications.

PVC Instrumentation Tray Cable - Type PLTC

Multiple Constructions Available; Common Constructions Listed Below

UL: 300V



Instrumentation Tray Cable - Type PLTC Example Part Number

Cable Specification	Conductor AWG Size	No. of Conductors	Conductor Configuration	Shielding Type		Jacket Color
PLTC	18	03	C	OBS	-	0

Conductor Configuration

IEWC Code	Configuration
C	Single Conductors
P	Paired Conductors
T	Triad Conductors
CB	Combination Cable

Jacket Color

IEWC Code	Color
0	Black
1	Red
2	Green
3	Blue
4	Yellow
5	Orange
6	Brown
7	Violet
8	Gray
9	White
U	Light Blue
V	Dark Blue

Shielding Type

IEWC Code	Shielding
	Unshielded
OFS	Unshielded Conductors, Overall Foil Shield
SS	Unshielded Conductors, Overall Foil and Braided Shields
OBS	Unshielded Conductors, Overall Braided Shield
OSS	Unshielded Conductors, Overall Sprial Shield
SP	Shielded Pairs
SPOS	Shielded Paris, Overall Foil Shield

Alternative Constructions

- FEP jacket
- PTFE jacket
- Polyurethane jacket
- TPE jacket
- XLPE jacket

Available UL AWM

Styles
2464
20237

Available NEC/CSA

Ratings
CM
CMG

Available UL Ratings

ITC

Applications

For use in electronic, manufacturing, tool, appliance, and industrial processing applications.

Coax Cable - Type RG

Multiple Constructions Available; Common Constructions Listed Below



Coax Cable - Type RG Example Part Number

RG Type	Shielding Type	Jacket Color
RG59*	SS	0

RG Type

IEWC Code	RG Type
RG6*	RG-6/U
RG8*	RG-8/U
RG11*	RG-11/U
RG22B*	RG-22B/U
RG58*	RG-58/U
RG58A*	RG-58A/U
RG58C*	RG-58C/U
RG59*	RG-59/U
RG59B*	RG-59B/U
RG62A*	RG-62A/U
RG62B*	RG-62B/U
RG63*	RG-63/U
RG174*	RG-174/U
RG178B*	RG-178B/U
RG179*	RG-179/U
RG179B*	RG-179B/U
RG180*	RG-180/U
RG187A*	RG-187A/U
RG188A*	RG-188A/U
RG195A*	RG-195A/U
RG196A*	RG-196A/U
RG213*	RG-213/U
RG214*	RG-214/U
RG217*	RG-217/U
RG223*	RG-223/U
RG401*	RG-401/U
RG402*	RG-402/U
RG405*	RG-405/U

Shielding Type

IEWC Code	Shielding
OBS	Overall Braided Shield
OSS	Overall Spiral Shield
SS	Double Shield
TS	Triple Shield
QS	Quad Shield

Jacket Color

IEWC Code	Color
0	Black
3	Blue
4	Yellow
6	Brown
8	Gray
9	White
U	Light Blue
Z	Clear

Available Constructions

- CSPE jacket
- FEP jacket
- LSZH jacket
- PE jacket
- PVC jacket
- PVDF jacket
- TPE jacket

Applications

For use in antenna and communications applications.

Specialty Coax

Multiple Constructions Available; Common Constructions Listed Below



Specialty Coax Example Part Number

Conductor AWG Size	No. of Conductors		Nominal Impedence	Shielding Type		Jacket Color
24	01	CX	50	SS	-	0

Shielding Type

IEWC Code	Shielding
OBS	Overall Braided Shield
OSS	Overall Spiral Shield
SS	Double Shield

Jacket Color

IEWC Code	Color
0	Black
1	Red
3	Blue
4	Yellow
6	Brown
8	Gray
9	White
U	Light Blue
V	Dark Blue

Applications

For use in antenna and communications applications.

Coax Cable - Type MIL-C-17

Multiple Constructions Available; Common Constructions Listed Below



IEWC Part Number	MIL-C-17 Style	No. of Conductors	Conductor Metal	Stranding	Dielectric Material	Jacket Material	Shielding	Nominal Capacitance		Nominal Impedance	Voltage
								pF/ft	pF/m	Ω	V
RG58/M	M17/28-RG58	1	TC	19/33	PE	PVC	TC	32.3	106.0	50	1400
RG108/M	M17/45-RG108	2	TC	7/.0126	PE	PVC	TC	19.6	64.3	78	1000
M17/60	M17/60-RG142	1	SCCS	Solid	PTFE	FEP	SC x2	29.4	96.5	50	1900
RG178/M	M17/93-RG178	1	SCCS	7/38	PTFE	FEP	SC	29.4	96.5	50	1000
RG179/M	M17/94-RG179	1	SCCS	7/38	PTFE	FEP	SC	19.4	63.6	50	1200
M17/111	M17/111-RG303	1	SCCS	Solid	PTFE	FEP	SC x2	29.4	96.5	50	1900
M17/112	M17/112-RG304	1	SCCS	Solid	PTFE	FEP	SC	29.4	96.5	50	3000
RG316/M	M17/113-RG316	1	SCCS	7/.0067	PTFE	FEP	SC x2	29.4	96.5	50	1200
M17/116	M17/116-RG307	1	SCCS	7/.0067	PTFE	FEP	SC	29.4	96.5	50	1200
RG393/M	M17/127-RG393	1	SC	7/.0312	PTFE	FEP	SC x2	29.4	96.5	50	2500
M17/128	M17/128-RG400	1	SC	19/32	PTFE	FEP	SC x2	29.4	96.5	50	1900
M17/129	M17/129-RG401	1	SC	Solid	PTFE	None	TC	29.4	96.5	50	3000
M17/130	M17/130-RG402	1	SCCS	Solid	PTFE	None	BC	29.4	96.5	50	1900
M17/130	M17/130-00001	1	SCCS	Solid	PTFE	None	TC	29.4	96.5	50	1900
M17/133	M17/133-RG405	1	SCCS	Solid	PTFE	None	BC	29.4	96.5	50	1500
	M17/133-00001	1	SCCS	Solid	PTFE	None	TC	29.4	96.5	50	1500
	M17/133-00006	1	SCCS	Solid	PTFE	None	BC	29.4	96.5	50	1500
	M17/133-00007	1	SCCS	Solid	PTFE	None	TC	29.4	96.5	50	1500
	M17/133-00008	1	SC	Solid	PTFE	None	BC	29.4	96.5	50	1500
M17/134	M17/134-00002	1	SC	Solid	PE	PE x2	SC x2	30.8	101.0	50	1900
	M17/134-00003	1	SC	Solid	PE	XLPE x2	SC x2	32.2	105.6	50	1900
	M17/134-00004	1	SC	Solid	PE	XLPE x2	SC x2	32.2	105.6	50	1900
M17/151	M17/151	1	SCCS	Solid	PTFE	None	CTC	19.5	64.0	75	900
M17/152	M17/152-00001	1	SCCS	7/.0067	PTFE	FEP	SC x2	29.4	96.5	50	1200
RG58C/U/M	M17/155-00001	1	TC	19/33	PE	PVC	TC	101.1	96.5	50	1400
RG122/M	M17/157-00001	1	TC	27/36	PE	PVC	TC	30.8	101.0	50	1100
M17/164	M17/164-00001	1	SC	7/.0300	PE	PVC	SC x2	32.2	105.6	50	3700
RG316/M	M17/172-00001	1	SCCS	7/.0067	PTFE	FEP	SC	32	105.0	50	900
M17/176	M17/176-00002	2	SCA	19/36	PTFE	PFA	SCA	19	62.3	77	750
M17/183	M17/183-00001	1	TC	19/.0072	PE	XLPE	TC	30.8	101.0	50	1900
M17/186	M17/186-00001	2	TC	7/.0126	PE	XLPE	TC	19.6	64.3	75	1000
M17/190	M17/190-00001	1	SC	7/.0296	PE	XLPE	SC x2	30.8	101.0	50	5000
M17/191	M17/191-00001	1	TC	7/.0159	PE	XLPE	BC x2	20.6	67.6	75	5000
M17/195	M17/195-00001	1	CCS	Solid	PE	XLPE	BC, TC	13.5	44.3	93	750
M17/214	M17/214-00001	1	SC	7/.0296	PE	XLPE	SC x2	32.2	105.6	50	7000

Notes

- BC: Bare Copper
- TC: Tinned Copper
- CTC: Copper-Tin Composite
- CCS: Copper Clad Steel
- SC: Silver Plated Copper
- SCCS: Silver Coated Copper Clad Steel
- SCA: Silver Plated Copper Alloy

Applications

For use in aerospace & military, antenna, and communications applications.



Power Cable & Portable Cord



Portable Cord
194-203



Harmonized Cord
207-208




Festoon Cable
211



Mining Cable
216-221



Welding Cable
223-224



Portable Control Cable
204-205



Lamp Cord
210



Pendant Cable
212-214



Stage Lighting Cable
222

TPE/TPE - Type SEOOW (STOOW)

Portable Cord

UL: -50°C to 105°C, 600V

CSA: -50°C to 105°C, 600V, FT2



IEWC Part Number	AWG	No. of Conductors	Stranding	Nominal Insulation Thickness		Nominal O.D.		Approx. Weight		Ampacity ⁰¹
				in	mm	in	mm	lbs/1k ft	kg/km	
SEO1802OW	18	2	16/30	0.030	0.8	0.345	8.8	53	79	10
SEO1803OW		3	16/30	0.030	0.8	0.365	9.3	63	94	10
SEO1804OW		4	16/30	0.030	0.8	0.390	9.9	79	118	7
SEO1805OW		5	16/30	0.030	0.8	0.465	11.8	108	161	5
SEO1602OW	16	2	26/30	0.030	0.8	0.370	9.4	64	95	13
SEO1603OW		3	26/30	0.030	0.8	0.390	9.9	78	116	13
SEO1604OW		4	26/30	0.030	0.8	0.415	10.5	93	138	10
SEO1605OW		5	26/30	0.030	0.8	0.495	12.6	129	192	8
SEO1402OW	14	2	41/30	0.045	1.1	0.500	12.7	115	171	18
SEO1403OW		3	41/30	0.045	1.1	0.525	13.3	138	205	18
SEO1404OW		4	41/30	0.045	1.1	0.565	14.4	166	247	15
SEO1405OW		5	41/30	0.045	1.1	0.645	16.4	212	316	12
SEO1202OW	12	2	65/30	0.045	1.1	0.570	14.5	151	225	25
SEO1203OW		3	65/30	0.045	1.1	0.595	15.1	185	275	25
SEO1204OW		4	65/30	0.045	1.1	0.645	16.4	227	338	20
SEO1205OW		5	65/30	0.045	1.1	0.710	18.0	271	404	16
SEO1002OW	10	2	104/30	0.045	1.1	0.620	15.8	192	286	30
SEO1003OW		3	104/30	0.045	1.1	0.655	16.6	244	363	30
SEO1004OW		4	104/30	0.045	1.1	0.705	17.9	300	447	25
SEO1005OW		5	104/30	0.045	1.1	0.765	19.4	358	533	20
SEO0803OW	8	3	133/29	0.060	1.5	0.859	21.8	419	624	40
SEO0804OW		4	133/29	0.060	1.5	0.940	23.9	530	789	35
SEO0805OW		5	133/29	0.060	1.5	1.050	26.7	666	991	28
SEO0603OW	6	3	133/27	0.060	1.5	0.980	24.9	579	862	55
SEO0604OW		4	133/27	0.060	1.5	1.080	27.4	735	1094	45
SEO0605OW		5	133/27	0.060	1.5	1.185	30.1	871	1296	36
SEO0403OW	4	3	133/.0177	0.060	1.5	1.137	28.9	834	1241	70
SEO0404OW		4	133/.0177	0.060	1.5	1.270	32.3	1072	1595	60
SEO0405OW		5	133/.0177	0.060	1.5	1.390	35.3	1278	1902	48
SEO0203OW		3	133/.0223	0.060	1.5	1.305	33.2	1157	1722	95
SEO0204OW	2	4	133/.0223	0.060	1.5	1.460	37.1	1502	2235	80
SEO0205OW		5	133/.0223	0.060	1.5	1.556	39.5	1735	2582	64

⁰¹SEOOW ampacities are for general use with ambient temperature @ 30°C per NEC Table 400.5

Notes

- Soft-annealed, bare copper conductor
- Thermoplastic elastomer (TPE) insulation
- Thermoplastic elastomer (TPE) jacket
- RoHS Compliant
- MSHA Approved
- Meets and exceeds type SE, SEO & SEOO
- Standard jacket colors: black and yellow

Alternative Constructions

- Soft-annealed, tinned copper conductor
- Temperature rating down to -60°C
- 6 to 37 conductor constructions
- Non-UL, Non-CSA rated product
- Coil cord

Available Certifications

Federal Spec: J-C-580B

Applications

For use in lighting, mining & offroad and portable power applications. Rated for continuous use from -50°C up to 105°C.

No. of Conductors	Standard Conductor Insulation Colors
2	White, Black
3	White, Black, Green
4	White, Black, Red, Green
5	White, Black, Red, Orange, Green

TPE/TPE - Type SJEOOW (SJTOOW)

Portable Cord

UL: -50°C to 105°C, 300V

CSA: -50°C to 105°C, 300V, FT2



IEWC Part Number	AWG	No. of Conductors	Stranding	Nominal Insulation Thickness		Nominal O.D.		Approx. Weight		Ampacity ⁰¹
				in	mm	in	mm	lbs/1k ft	kg/km	
SJEO1802OW	18	2	16/30	0.030	0.8	0.285	7.2	37	55	10
SJEO1803OW		3	16/30	0.030	0.8	0.310	7.9	49	72	10
SJEO1804OW		4	16/30	0.030	0.8	0.330	8.4	59	87	7
SJEO1602OW	16	2	26/30	0.030	0.8	0.310	7.9	46	68	13
SJEO1603OW		3	26/30	0.030	0.8	0.330	8.4	59	87	13
SJEO1604OW		4	26/30	0.030	0.8	0.355	9.0	73	108	10
SJEO1402OW	14	2	41/30	0.030	0.8	0.340	8.6	60	89	18
SJEO1403OW		3	41/30	0.030	0.8	0.365	9.3	79	117	18
SJEO1404OW		4	41/30	0.030	0.8	0.395	10.0	98	145	15
SJEO1202OW	12	2	65/30	0.030	0.8	0.410	10.4	90	133	25
SJEO1203OW		3	65/30	0.030	0.8	0.430	10.9	116	172	25
SJEO1204OW		4	65/30	0.030	0.8	0.470	11.9	150	223	20
SJEO1002OW	10	2	104/30	0.045	1.1	0.545	13.8	155	230	30
SJEO1003OW		3	104/30	0.045	1.1	0.575	14.6	200	297	30
SJEO1004OW		4	104/30	0.045	1.1	0.630	16.0	257	382	25

⁰¹ SJEOOW ampacities are for general use with ambient temperature @ 30°C per NEC Table 400.5

Notes

- Soft-annealed, bare copper conductor
- Thermoplastic elastomer (TPE) insulation
- Thermoplastic elastomer (TPE) jacket
- RoHS Compliant
- MSHA Approved
- Meets and exceeds type SJE, SJE0 & SJE00
- Standard jacket colors: black and yellow

Alternative Constructions

- Soft-annealed, tinned copper conductor
- Temperature rating down to -60°C
- Coil cord

Available Certifications

Federal Spec: J-C-580B

Applications

For use in lighting, mining & offroad and portable power applications. Rated for continuous use from -50°C up to 105°C.

No. of Conductors	Standard Conductor Insulation Colors
2	White, Black
3	White, Black, Green
4	White, Black, Red, Green

EPDM/CPE - Type SOOW

Portable Cord

UL: -40°C to 90°C, 600V

CSA: -40° to 90°C, 600V, FT2



IEWC Part Number	AWG	No. of Conductors	Stranding	Nominal Insulation Thickness		Nominal O.D.		Approx. Weight		Ampacity ⁰¹
				in	mm	in	mm	lbs/1k ft	kg/km	
SO1802OW	18	2	16/30	0.030	0.8	0.345	8.8	72	107	10
SO1803OW		3	16/30	0.030	0.8	0.365	9.3	84	125	10
SO1804OW		4	16/30	0.030	0.8	0.390	9.9	101	150	7
SO1602OW	16	2	26/30	0.030	0.8	0.370	9.4	83	124	13
SO1603OW		3	26/30	0.030	0.8	0.390	9.9	103	153	13
SO1604OW		4	26/30	0.030	0.8	0.420	10.7	119	177	10
SO1402OW	14	2	41/30	0.045	1.1	0.510	13.0	158	235	18
SO1403OW		3	41/30	0.045	1.1	0.535	13.6	172	256	18
SO1404OW		4	41/30	0.045	1.1	0.575	14.6	208	310	15
SO1202OW	12	2	65/30	0.045	1.1	0.570	14.5	195	290	25
SO1203OW		3	65/30	0.045	1.1	0.595	15.1	229	341	25
SO1204OW		4	65/30	0.045	1.1	0.650	16.5	280	417	20
SO1002OW	10	2	104/30	0.045	1.1	0.620	15.7	235	350	30
SO1003OW		3	104/30	0.045	1.1	0.660	16.8	295	439	30
SO1004OW		4	104/30	0.045	1.1	0.715	18.2	353	525	25
SO0803OW	8	3	133/29	0.060	1.5	0.845	21.5	525	781	40
SO0804OW		4	133/29	0.060	1.5	0.960	24.4	676	1,006	35
SO0603OW	6	3	133/27	0.060	1.5	0.980	24.9	703	1,046	55
SO0604OW		4	133/27	0.060	1.5	1.080	27.4	891	1,326	45
SO0403OW	4	3	133/25	0.060	1.5	1.140	29.0	1,022	1,521	70
SO0404OW		4	133/25	0.060	1.5	1.260	32.0	1,336	1,988	60
SO0203OW	2	3	133/23	0.060	1.5	1.330	33.8	1,484	2,208	95
SO0204OW		4	133/23	0.060	1.5	1.460	37.1	1,869	2,781	80

⁰¹ SOOW ampacities are for general use with ambient temperature @ 30°C per NEC Table 400.5

Notes

- Soft-annealed, bare copper conductor
- Ethylene propylene diene monomer (EPDM) insulation
- Chlorinated polyethylene (CPE) jacket
- RoHS Compliant
- MSHA Approved
- Meets and exceeds type S, SO & S00
- Standard jacket color: black

Alternative Constructions

- Coil cord
- 5 to 37 conductor constructions on 204

Applications

For use in electric motor & generator, tool and appliance applications. Rated for continuous use from -40°C up to 90°C

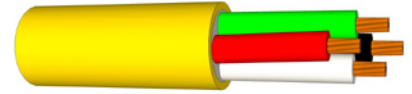
No. of Conductors	Standard Conductor Insulation Colors
2	White, Black
3	White, Black, Green
4	White, Black, Red, Green

EPDM/CPE - Type SOOW 105°C

Portable Cord

UL: -50°C to 105°C, 600V

CSA: -50°C to 105°C, 600V, FT2



IEWC Part Number	AWG	No. of Conductors	Stranding	Nominal Insulation Thickness		Nominal O.D.		Approx. Weight		Ampacity ⁰¹
				in	mm	in	mm	lbs/1k ft	kg/km	
SO1802OW	18	2	41/34	0.030	0.8	0.365	9.3	75	112	10
SO1803OW		3	41/34	0.030	0.8	0.375	9.5	80	119	10
SO1804OW		4	41/34	0.030	0.8	0.400	10.2	110	164	7
SO1602OW	16	2	65/34	0.030	0.8	0.370	9.4	75	112	13
SO1603OW		3	65/34	0.030	0.8	0.395	10.0	100	149	13
SO1604OW		4	65/34	0.030	0.8	0.425	10.8	120	179	10
SO1605OW		5	65/34	0.030	0.8	0.515	13.1	150	223	8
SO1402OW	14	2	41/30	0.045	1.1	0.510	13.0	155	231	18
SO1403OW		3	41/30	0.045	1.1	0.525	13.3	165	246	18
SO1404OW		4	41/30	0.045	1.1	0.575	14.6	215	320	15
SO1405OW		5	41/30	0.045	1.1	0.675	17.1	285	424	12
SO1202OW	12	2	65/30	0.045	1.1	0.590	15.0	200	298	25
SO1203OW		3	65/30	0.045	1.1	0.600	15.2	250	372	25
SO1204OW		4	65/30	0.045	1.1	0.650	16.5	280	417	20
SO1205OW		5	65/30	0.045	1.1	0.730	18.5	315	469	16
SO1003OW	10	3	104/30	0.045	1.1	0.660	16.8	320	476	30
SO1004OW		4	104/30	0.045	1.1	0.710	18.0	375	558	25
SO1005OW		5	104/30	0.045	1.1	0.770	19.6	432	643	20

⁰¹SOOW ampacities are for general use with ambient temperature @ 30°C per NEC Table 400.5

Notes

- Soft-annealed, bare copper conductor
- Ethylene propylene diene monomer (EPDM) insulation
- Chlorinated polyethylene (CPE) jacket
- RoHS Compliant
- MSHA Approved
- Meets and exceeds type S, SO & S00
- Standard jacket color: yellow

Available Certifications

Federal Spec: J-C-580B

Applications

For use in electric motor & generator, hoist, tool and appliance applications. Rated for continuous use from -50°C up to 105°C.

No. of Conductors	Standard Conductor Insulation Colors
2	White, Black
3	White, Black, Green
4	White, Black, Red, Green
5	White, Black, Red, Orange, Green

EPDM/CPE - Type SJOOW

Portable Cord

UL: -40°C to 90°C, 300V

CSA: -40° to 90°C, 300V, FT2



IEWC Part Number	AWG	No. of Conductors	Stranding	Nominal Insulation Thickness		Nominal O.D.		Approx. Weight		Ampacity ⁰¹
				in	mm	in	mm	lbs/1k ft	kg/km	
SJO1802	18	2	16/30	0.030	0.8	0.285	7.2	50	74	10
SJO1803		3	16/30	0.030	0.8	0.305	7.7	60	89	10
SJO1804		4	16/30	0.030	0.8	0.330	8.4	70	104	7
SJO1602	16	2	26/30	0.030	0.8	0.310	7.9	60	89	13
SJO1603		3	26/30	0.030	0.8	0.330	8.4	75	112	13
SJO1604		4	26/30	0.030	0.8	0.365	9.3	105	156	10
SJO1402	14	2	41/30	0.030	0.8	0.340	8.6	75	112	18
SJO1403		3	41/30	0.030	0.8	0.365	9.3	105	156	18
SJO1404		4	41/30	0.030	0.8	0.415	10.5	125	186	15
SJO1202	12	2	65/30	0.030	0.8	0.410	10.4	105	156	25
SJO1203		3	65/30	0.030	0.8	0.430	10.9	140	208	25
SJO1204		4	65/30	0.030	0.8	0.475	12.1	190	283	20
SJO1002	10	2	104/30	0.045	1.1	0.560	14.2	210	313	30
SJO1003		3	104/30	0.045	1.1	0.580	14.7	240	357	30
SJO1004		4	104/30	0.045	1.1	0.655	16.6	325	484	25

⁰¹ SJOOW ampacities are for general use with ambient temperature @ 30°C per NEC Table 400.5

Notes

- Soft-annealed, bare copper conductor
- Ethylene propylene diene monomer (EPDM) insulation
- Chlorinated polyethylene (CPE) jacket
- RoHS Compliant
- MSHA Approved
- Meets and exceeds type SJ, SJO & SJO
- Standard jacket color: black

Alternative Constructions

- Coil cord

Applications

For use in electric motor & generator, portable power, tool and appliance applications. Rated for continuous use up to 60°C wet and 90°C dry.

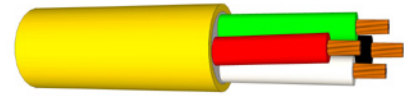
No. of Conductors	Standard Conductor Insulation Colors
2	White, Black
3	White, Black, Green
4	White, Black, Red, Green

EPDM/CPE - Type SJOOW 105°C

Portable Cord

UL: -50°C to 105°C, 300V

CSA: -50°C to 105°C, 300V, FT1



IEWC Part Number	AWG	No. of Conductors	Stranding	Nominal Insulation Thickness		Nominal O.D.		Approx. Weight		Ampacity ⁰¹
				in	mm	in	mm	lbs/1k ft	kg/km	
SJO1802	18	2	41/34	0.030	0.8	0.310	7.9	56	83	10
SJO1803		3	41/34	0.030	0.8	0.320	8.1	65	97	10
SJO1804		4	41/34	0.030	0.8	0.345	8.8	80	119	7
SJO1602	16	2	65/34	0.030	0.8	0.315	8.0	68	101	13
SJO1603		3	65/34	0.030	0.8	0.335	8.5	80	119	13
SJO1604		4	65/34	0.030	0.8	0.370	9.4	95	141	10
SJO1402	14	2	41/30	0.030	0.8	0.370	9.4	90	134	18
SJO1403		3	41/30	0.030	0.8	0.375	9.5	110	164	18
SJO1404		4	41/30	0.030	0.8	0.405	10.3	130	193	15

⁰¹ SJOOW ampacities are for general use with ambient temperature @ 30°C per NEC Table 400.5

Notes

- Soft-annealed, bare copper conductor
- Ethylene propylene diene monomer (EPDM) insulation
- Chlorinated polyethylene (CPE) jacket
- RoHS Compliant
- MSHA Approved
- Meets and exceeds type SJ, SJO & SJO0
- Standard jacket color: yellow

Available Certifications

Federal Spec: J-C-580B

Applications

For use with electric motor & generator, portable power, tool and appliance applications. Rated for continuous use from -50°C up to 105°C.

No. of Conductors	Standard Conductor Insulation Colors
2	White, Black
3	White, Black, Green
4	White, Black, Red, Green

PVC/PVC - Type SJT

Portable Cord

UL: 105°C, 300V, VW-1

CSA: 105°C, 300V, FT2



IEWC Part Number	AWG	No. of Conductors	Stranding	Nominal Insulation Thickness		Nominal O.D.		Approx. Weight		Ampacity ⁰¹
				in	mm	in	mm	lbs/1k ft	kg/km	
SJT1802	18	2	16	0.030	0.8	0.287	7.3	40	60	10
SJT1803	18	3	16	0.030	0.8	0.305	7.7	53	79	10
SJT1805	18	5	16	0.030	0.8	0.391	9.9	80	119	7
SJT1602	16	2	26	0.030	0.8	0.310	7.9	49	73	13
SJT1603	16	3	26	0.030	0.8	0.330	8.4	64	95	13
SJT1402	14	2	41	0.030	0.8	0.340	8.6	78	116	18
SJT1403	14	3	41	0.030	0.8	0.365	9.3	90	134	18

⁰¹SJT ampacities are for general use with ambient temperature @ 30°C per NEC Table 400.5

Notes

- Soft-annealed, bare copper conductor
- Polyvinyl chloride (PVC) insulation
- Polyvinyl chloride (PVC) jacket
- RoHS Compliant
- Standard jacket colors: black & white
- A variety of conductor color codes available

Alternative Constructions

- Coil cord

Available Certifications

CSA: FT1

Applications

For use in tool and appliance applications. Rated for continuous use up to 105°C.

PVC/PVC - Type SJTOW

Portable Cord

UL: 105°C, 300V, VW-1

CSA: 105°C, 300V, FT2



IEWC Part Number	AWG	No. of Conductors	Stranding	Nominal Insulation Thickness		Nominal O.D.		Approx. Weight		Ampacity ⁰¹
				in	mm	in	mm	lbs/1k ft	kg/km	
SJT1802OW	18	2	16/30	0.030	0.8	0.295	7.5	40	59	10
SJT1803OW		3	16/30	0.030	0.8	0.305	7.7	51	76	10
SJT1804OW		4	16/30	0.030	0.8	0.340	8.6	62	92	7
SJT1602OW	16	2	26/30	0.030	0.8	0.315	8.0	51	76	13
SJT1603OW		3	26/30	0.030	0.8	0.330	8.4	65	97	13
SJT1604OW		4	26/30	0.030	0.8	0.365	9.3	81	121	10
SJT1402OW	14	2	41/30	0.030	0.8	0.345	8.8	84	125	18
SJT1403OW		3	41/30	0.030	0.8	0.380	9.7	116	173	18
SJT1404OW		4	41/30	0.030	0.8	0.415	10.5	148	220	15
SJT1202OW	12	2	65/30	0.030	0.8	0.415	10.5	101	150	25
SJT1203OW		3	65/30	0.030	0.8	0.430	10.9	130	193	25
SJT1204OW		4	65/30	0.030	0.8	0.475	12.1	167	249	20
SJT1002OW	10	2	104/30	0.045	1.1	0.549	13.9	158	235	30
SJT1003OW		3	104/30	0.045	1.1	0.580	14.7	224	333	30
SJT1004OW		4	104/30	0.045	1.1	0.640	16.3	281	418	25

⁰¹ SJTOW ampacities are for general use with ambient temperature @ 30°C per NEC Table 400.5

Notes

- Soft-annealed, bare copper conductor
- Polyvinyl chloride (PVC) insulation
- Polyvinyl chloride (PVC) jacket
- RoHS Compliant
- Meets and exceeds SJT, & SJTO
- Standard insulation colors: black, gray & yellow
- A variety of conductor color codes available

Alternative Constructions

- Coil cord

Available Certifications

CSA: FT1

Applications

For use in electric motor & generator, electronic, lighting, tool and appliance applications. Rated for continuous use up to 105°C.

PVC/PVC - Type STOW

Hard Service Cord

UL: 60°C, 600V, VW-1

CSA: 60°C, 600V



IEWC Part Number	AWG	No. of Conductors	Stranding	Nominal Insulation Thickness		Nominal O.D.		Approx. Weight		Ampacity ⁰¹
				in	mm	in	mm	lbs/1k ft	kg/km	
ST1802OW	18	2	16/30	0.030	0.8	0.350	8.9	60	89	10
ST1803OW		3	16/30	0.030	0.8	0.305	7.7	72	107	10
ST1804OW		4	16/30	0.030	0.8	0.395	10.0	85	126	7
ST1602OW	16	2	26/30	0.030	0.8	0.375	9.5	76	113	13
ST1603OW		3	26/30	0.030	0.8	0.395	10.0	90	134	13
ST1604OW		4	26/30	0.030	0.8	0.425	10.8	107	159	10
ST1402OW	14	2	41/30	0.045	1.1	0.505	12.8	120	179	18
ST1403OW		3	41/30	0.045	1.1	0.535	13.6	156	232	18
ST1404OW		4	41/30	0.045	1.1	0.575	14.6	184	274	15
ST1202OW	12	2	65/30	0.045	1.1	0.570	14.5	165	246	25
ST1203OW		3	65/30	0.045	1.1	0.600	15.2	208	310	25
ST1204OW		4	65/30	0.045	1.1	0.650	16.5	254	378	20
ST1002OW	10	2	104/30	0.045	1.1	0.620	15.7	195	290	30
ST1003OW		3	105/30	0.045	1.1	0.665	16.9	268	399	30
ST1004OW		4	105/30	0.047	1.2	0.710	18.0	344	512	25

⁰¹ STOW ampacities are for general use with ambient temperature @ 30°C per NEC Table 400.5

Notes

- Soft-annealed, bare copper conductor
- Polyvinyl chloride (PVC) insulation
- Polyvinyl chloride (PVC) jacket
- RoHS Compliant
- Meets and exceeds ST, &STO
- Standard jacket colors: black & yellow
- A variety of conductor color codes available

Alternative Constructions

- Temperature range up to 105°C

Available Certifications

CSA: FT1, FT2
Federal Spec: J-C-580B

Applications

For use in electric motor & generator, lighting, portable power, tool and appliance applications. Rated for continuous use up to 105°C.

PVC/PVC - Type SVT

Portable Cord

UL: 60°C, 300V

CSA: -60°C, 300V, FT2



IEWC Part Number	AWG	No. of Conductors	Stranding	Nominal Insulation Thickness		Nominal Jacket Thickness		Nominal O.D.		Approx. Weight		Ampacity ⁰¹
				in	mm	in	mm	in	mm	lbs/1k ft	kg/km	
SVT1802	18	2	41/34	0.015	0.4	0.030	0.8	0.235	6.0	35	52	10
SVT1803		3	41/34	0.015	0.4	0.030	0.8	0.240	6.1	40	60	10

⁰¹SVT ampacities are for general use with ambient temperature @ 30°C per NEC Table 400.5

Notes

- Soft-annealed, bare copper conductor
- Polyvinyl chloride (PVC) insulation
- Polyvinyl chloride (PVC) jacket
- RoHS Compliant
- Standard jacket colors: black, white & gray

Alternative Constructions

- Shielded constructions
- Coil cord

Available Certifications

- UL: VW-1
- CSA: FT1

Applications

For use in food processing, tool and appliance applications. Rated for continuous use up to 60°C.


No. of Conductors	Standard Conductor Insulation Colors
2	White, Black
3	White, Black, Green

EPDM/CPE - Type SOOW Multi-Conductor

Portable Control Cable

UL: -40°C to 90°C, 600V

CSA: -40°C to 90°C, 600V



IEWC Part Number	AWG	No. of Conductors	Stranding	Nominal Insulation Thickness		Nominal O.D.		Approx. Weight		Ampacity ⁰¹
				in	mm	in	mm	lbs/1k ft	kg/km	
SO1805OW	18	5	16/30	0.030	0.8	0.465	11.8	141	210	6
SO1806OW		6	16/30	0.030	0.8	0.495	12.6	152	226	6
SO1807OW		7	16/30	0.030	0.8	0.520	13.2	172	256	6
SO1808OW		8	16/30	0.030	0.8	0.530	13.5	177	263	5
SO1809OW		9	16/30	0.030	0.8	0.555	14.1	189	281	5
SO1810OW		10	16/30	0.030	0.8	0.595	15.1	225	335	5
SO1812OW		12	16/30	0.030	0.8	0.600	15.2	240	357	4
SO1814OW		14	16/30	0.030	0.8	0.630	16.0	265	394	4
SO1816OW		16	16/30	0.030	0.8	0.700	17.8	310	461	4
SO1818OW		18	16/30	0.030	0.8	0.760	19.3	345	513	4
SO1820OW		20	16/30	0.030	0.8	0.795	20.2	382	568	4
SO1824OW		24	16/30	0.030	0.8	0.850	21.6	451	671	3
SO1830OW		30	16/30	0.030	0.8	0.915	23.2	533	793	3
SO1836OW		36	16/30	0.030	0.8	0.910	23.1	480	714	3
SO1605OW	16	5	26/30	0.030	0.8	0.495	12.6	167	248	8
SO1606OW		6	26/30	0.030	0.8	0.520	13.2	182	271	8
SO1607OW		7	26/30	0.030	0.8	0.540	13.7	194	289	8
SO1608OW		8	26/30	0.030	0.8	0.575	14.6	218	324	7
SO1609OW		9	26/30	0.030	0.8	0.600	15.2	243	362	7
SO1610OW		10	26/30	0.030	0.8	0.620	15.7	255	379	5
SO1612OW		12	26/30	0.030	0.8	0.660	16.8	296	440	5
SO1614OW		14	26/30	0.030	0.8	0.730	18.5	352	524	5
SO1616OW		16	26/30	0.030	0.8	0.740	18.8	383	570	5
SO1618OW		18	26/30	0.030	0.8	0.770	19.6	417	620	5
SO1620OW		20	26/30	0.030	0.8	0.810	20.6	457	680	5
SO1624OW		24	26/30	0.030	0.8	0.925	23.5	563	838	5
SO1626OW		26	26/30	0.030	0.8	0.965	24.5	611	909	5
SO1630OW		30	26/30	0.030	0.8	1.010	25.7	767	1,141	5
SO1636OW	36	26/30	0.030	0.8	1.070	27.2	724	1,077	4	
SO1637OW	37	26/30	0.030	0.8	1.065	27.1	798	1,187	4	
SO1405OW	14	5	41/30	0.045	1.1	0.645	16.4	269	400	12
SO1406OW		6	41/30	0.045	1.1	0.710	18.0	317	472	12
SO1407OW		7	41/30	0.045	1.1	0.710	18.0	347	516	12
SO1408OW		8	41/30	0.045	1.1	0.760	19.3	430	640	11
SO1409OW		9	41/30	0.045	1.1	0.830	21.1	417	620	11
SO1410OW		10	41/30	0.045	1.1	0.820	20.8	427	635	11
SO1412OW		12	41/30	0.045	1.1	0.855	21.7	493	734	8
SO1414OW		14	41/30	0.045	1.1	1.000	25.4	601	894	8
SO1416OW		16	41/30	0.045	1.1	1.030	26.2	678	1,009	8
SO1418OW		18	41/30	0.045	1.1	1.100	27.9	720	1,071	8
SO1420OW		20	41/30	0.045	1.1	1.120	28.4	806	1,199	8
SO1424OW		24	41/30	0.045	1.1	1.260	32.0	1,003	1,492	7
SO1430OW		30	41/30	0.045	1.1	1.335	33.9	1,153	1,716	6
SO1436OW		36	41/30	0.045	1.1	1.400	35.6	1,681	2,501	6
SO1437OW	37	41/30	0.045	1.1	1.400	35.6	1,681	2,501	6	

EPDM/CPE - Type SOOW Multi-Conductor continued on next page

IEWC Part Number	AWG	No. of Conductors	Stranding	Nominal Insulation Thickness		Nominal O.D.		Approx. Weight		Ampacity ⁰¹
				in	mm	in	mm	lbs/1k ft	kg/km	
SO1205OW	12	5	65/30	0.045	1.1	0.715	18.2	333	496	16
SO1206OW		6	65/30	0.045	1.1	0.740	18.8	412	613	16
SO1207OW		7	65/30	0.045	1.1	0.790	20.1	465	692	16
SO1208OW		8	65/30	0.045	1.1	0.825	21.0	526	783	14
SO1209OW		9	65/30	0.045	1.1	0.900	22.9	517	769	14
SO1210OW		10	65/30	0.045	1.1	1.000	25.4	649	966	14
SO1212OW		12	65/30	0.045	1.1	1.010	25.7	669	995	10
SO1214OS		14	65/30	0.045	1.1	1.020	25.9	731	1,088	10
SO1216OW		16	65/30	0.045	1.1	1.135	28.8	933	1,388	10
SO1218OW		18	65/30	0.045	1.1	1.175	29.8	920	1,369	10
SO1220OW		20	65/30	0.045	1.1	1.170	29.7	989	1,472	10
SO1224OW		24	65/30	0.045	1.1	1.435	36.4	1,273	1,894	9
SO1226OW		26	65/30	0.045	1.1	1.380	35.1	1,324	1,970	9
SO1230OW		30	65/30	0.045	1.1	1.455	37.0	1,492	2,220	9
SO1236OW		36	65/30	0.045	1.1	1.530	38.9	1,573	2,341	8
SO1237OW		37	65/30	0.045	1.1	1.535	39.0	1,749	2,603	8
SO1005OW		10	5	104/30	0.045	1.1	0.770	19.6	472	702
SO1006OW	6		104/30	0.045	1.1	0.875	22.2	565	841	20
SO1007OW	7		104/30	0.045	1.1	0.900	22.9	552	821	20
SO1008OW	8		104/30	0.045	1.1	0.935	23.7	682	1,015	18
SO1009OW	9		104/30	0.045	1.1	0.965	24.5	667	992	18
SO1010OW	10		104/30	0.045	1.1	1.020	25.9	758	1,128	18
SO1012OW	12		104/30	0.045	1.1	1.070	27.2	871	1,296	13
SO1016OW	16		104/30	0.045	1.1	1.230	31.2	1,147	1,707	13
SO1020OW	20		104/30	0.045	1.1	1.325	33.7	1,445	2,150	13
SO1024OW	24		104/30	0.045	1.1	1.440	36.6	1,636	2,434	11
SO1026OW	26		103/30	0.045	1.1	1.540	39.1	1,620	2,411	11
SO1030OW	30		104/30	0.045	1.1	1.580	40.1	1,973	2,936	11
SO1036OW	36		103/30	0.045	1.1	1.740	44.2	2,232	3,321	10
SO0805OW	8	5	133/29	0.060	1.5	1.075	27.3	795	1,183	28
SO0605OW	6		133/27	0.060	1.5	1.200	30.5	1,123	1,671	36
SO0405OW	4		133/25	0.060	1.5	1.365	34.7	1,587	2,361	48
SO0205OW	2		133/23	0.060	1.5	1.580	40.1	2,240	3,333	64

⁰¹ SOOW ampacities are for general use with ambient temperature @ 30°C per NEC Table 400.5

Notes

- Soft-annealed, bare copper conductor
- Ethylene propylene diene monomer (EPDM) insulation
- Chlorinated polyethylene (CPE) jacket
- RoHS Compliant
- MSHA Approved
- Meets and exceeds type S, SO & S00
- Standard jacket color: black
- Conductor color code per ICEA Method 1, Table E-1 on 206

Alternative Constructions

- 38 to 60 conductor constructions
- Coil cord

Applications

For use in control panel, manufacturing, tool and appliance applications. Rated for continuous use from -40°C up to 90°C.

Portable Cord Color Codes


ICEA Method 1, Table E-1

Conductor No.	Base Color	First Tracer Color	Second Tracer Color
1	Black	–	–
2	White	–	–
3	Red	–	–
4	Green	–	–
5	Orange	–	–
6	Blue	–	–
7	White	Black	–
8	Red	Black	–
9	Green	Black	–
10	Orange	Black	–
11	Blue	Black	–
12	Black	White	–
13	Red	White	–
14	Green	White	–
15	Blue	White	–
16	Black	Red	–
17	White	Red	–
18	Orange	Red	–
20	Red	Green	–
21	Orange	Green	–
22	Black	White	Red
23	White	Black	Red
24	Red	Black	White
25	Green	Black	White
26	Orange	Black	White
27	Blue	Black	White
28	Black	Red	Green
29	White	Red	Green
30	Red	Black	Green
31	Green	Black	Orange
32	Orange	Black	Green
33	Blue	White	Orange
34	Black	White	Orange
35	White	Red	Orange
36	Orange	White	Blue
37	White	Red	Blue

PVC/PVC - H05VV-F <HAR>

Harmonized European Light Duty Flexible Cord; Similar to UL Type SJT

-40°C up to 70°C, 300/500V



IEWC Part Number	Metric Gauge Size - mm ²	Approx. AWG	No. of Conductors	Nominal Insulation Thickness		Nominal O.D.		Approx. Weight	
				in	mm	in	mm	lbs/1k ft	kg/km
H05VV-F*2G.75	0.75	18	2	0.024	0.6	0.283	7.2	36	53
H05VV-F*3G.75			3	0.024	0.6	0.299	7.6	42	63
H05VV-F*4G.75			4	0.024	0.6	0.327	8.3	51	76
H05VV-F*5G.75			5	0.024	0.6	0.366	9.3	65	96
H05VV-F*2G1.00			1.00	17	2	0.024	0.6	0.287	7.3
H05VV-F*3G1.00	3	0.024			0.6	0.299	7.6	49	73
H05VV-F*4G1.00	4	0.024			0.6	0.354	9.0	61	91
H05VV-F*5G1.00	5	0.024			0.6	0.386	9.8	74	110
H05VV-F*2G1.50	1.50	16	2	0.028	0.7	0.308	7.8	54	81
H05VV-F*3G1.50			3	0.028	0.7	0.337	8.6	67	100
H05VV-F*4G1.50			4	0.028	0.7	0.380	9.7	85	127
H05VV-F*5G1.50			5	0.028	0.7	0.423	10.8	108	160
H05VV-F*2G2.50	2.50	14	2	0.031	0.8	0.374	9.5	84	125
H05VV-F*3G2.50			3	0.031	0.8	0.377	9.6	106	157
H05VV-F*4G2.50			4	0.031	0.8	0.456	11.6	128	191
H05VV-F*5G2.50			5	0.031	0.8	0.503	12.8	160	238
H05VV-F*2G4.00	4.00	12	2	0.031	0.8	0.476	12.1	116	173
H05VV-F*3G4.00			3	0.031	0.8	0.459	11.7	145	216
H05VV-F*4G4.00			4	0.031	0.8	0.511	13.0	178	265
H05VV-F*5G4.00			5	0.031	0.8	0.586	14.9	228	340

Notes

- Soft-annealed, bare copper conductor
- Polyvinyl chloride (PVC) insulation
- Polyvinyl chloride (PVC) jacket
- RoHS Compliant
- <HAR> HD21.5 S3
- Standard jacket colors: black, Gray & white

Available Certifications

CE: 73/23/EEC, 93/68/EEC
 IEC: 60227-5, 60332.1
 VDE: 0281 Part-5

Applications


For use in tool and appliance applications.
 Rated for continuous use from -40°C up to 70°C.

No. of Conductors	Standard Conductor Insulation Colors
2	Blue, Brown
3	Blue, Brown, Green/Yellow
4	Black, Brown, Gray, Green/Yellow
5	Black, Blue, Brown, Gray, Green/Yellow

Rubber/Neoprene - H07RN-F <HAR>

Harmonized European Flexible Cord; Similar to UL Type SOOW

-25°C to 60°C, 450/750V



IEWC Part Number	Metric Gauge Size - mm ²	Approx. AWG	No. of Conductors	Nominal Insulation Thickness		Nominal O.D.		Approx. Weight	
				in	mm	in	mm	lbs/1k ft	kg/km
H07RN-F/1803	1.00	18	3	0.031	0.8	0.374	9.5	87	129
H07RN-F/1603	1.50	16	3	0.031	0.8	0.416	10.6	108	161
H07RN-F/1604			4	0.031	0.8	0.459	11.7	136	202
H07RN-F/1605			5	0.031	0.8	0.504	12.8	160	238
H07RN-F/1403	2.50	14	3	0.035	0.9	0.490	12.4	155	231
H07RN-F/1404			4	0.035	0.9	0.543	13.8	189	281
H07RN-F/1405			5	0.035	0.9	0.597	15.2	223	332
H07RN-F/1203	4.00	12	3	0.039	1.0	0.569	14.5	216	321
H07RN-F/1204			4	0.039	1.0	0.628	16.0	263	391
H07RN-F/1205			5	0.039	1.0	0.699	17.8	321	478
H07RN-F/1003	6.00	10	3	0.039	1.0	0.632	16.1	284	423
H07RN-F/1004			4	0.039	1.0	0.703	17.9	356	530
H07RN-F/1005			5	0.039	1.0	0.782	19.9	437	650
H07RN-F/803	10.0	8	3	0.047	1.2	0.853	21.7	538	801
H07RN-F/804			4	0.047	1.2	0.933	23.7	645	960
H07RN-F/805			5	0.047	1.2	1.024	26.0	779	1,159
H07RN-F/603	16.0	6	3	0.047	1.2	0.973	24.7	759	1,129
H07RN-F/604			4	0.047	1.2	1.061	26.9	921	1,370
H07RN-F/605			5	0.047	1.2	1.175	29.8	1,129	1,680
H07RN-F/404	24.0	4	4	0.055	1.4	1.290	32.8	1,309	1,948
H07RN-F/405			5	0.055	1.4	1.426	36.2	1,509	2,245
H07RN-F/204	35.0	2	4	0.055	1.4	1.449	36.8	1,722	2,562
H07RN-F/104	50.0	1	4	0.063	1.6	1.677	42.6	2,140	3,184
H07RN-F/2/004	70.0	2/0	4	0.063	1.6	1.904	48.4	2,857	4,251
H07RN-F/3/004	95.0	3/0	4	0.071	1.8	2.154	54.7	3,756	5,589
H07RN-F/4/004	120.0	4/0	4	0.071	1.8	2.343	59.5	4,581	6,817
H07RN-F/30004	150.0	300	4	0.079	2.0	2.579	65.5	5,580	8,303
H07RN-F/35004	185.0	350	4	0.087	2.2	2.835	72.0	6,573	9,781
H07RN-F/50004	240.0	500	4	0.094	2.4	3.209	81.5	8,115	12,075

Notes

- Soft-annealed, bare copper conductor
- Rubber insulation
- Neoprene jacket
- <HAR> HD22.4 S3
- RoHS Compliant
- Standard jacket color: black

Available Certifications

CE: 73/23/EEC,93/68/EEC
IEC: 60245-4
VDE: 0282 Part 4

Applications

For use in tool and appliance applications.
Rated for continuous use from -25°C up to 60°C.

No. of Conductors	Standard Conductor Insulation Colors
2	Blue, Brown
3	Blue, Brown, Green/Yellow
4	Black, Brown, Gray, Green/Yellow
5	Black, Blue, Brown, Gray, Green/Yellow

Harmonized Color Codes

VDE 0293-308 Color Code

No. of Conductors	Conductor Insulation Colors
1	Black
2	Blue, Brown
3	Blue, Brown, Green/Yellow
4	Black, Brown, Gray, Green/Yellow
5	Black, Blue, Brown, Gray, Green/Yellow

Harmonized Countries

- Austria (OVE)
- Belgium (SGS Belgium)
- Czech Republic (EZU)
- Finland (SGS Fimko)
- France (LCIE)
- Germany (VDE)
- Greece (ELOT)
- Hungary (MEEI)
- Italy (IMQ)
- Netherlands (KEMA)
- Norway (NEMKO)
- Poland (BBJ)
- Portugal (CERTIF)
- Spain (AENOR)
- Sweden (Intertek Semko)
- Switzerland (Electrosuisse)
- Turkey (TSE)
- United Kingdom (BASEC)

PVC - SPT-1, SPT-2, SPT-3

Bonded Lamp Cord
 UL: 60°C, 300V, VW-1
 CSA: 60°C, 300V, FT1



IEWC Part Number	AWG	No. of Conductors	Stranding	Nominal Insulation Thickness		Nominal O.D.		Approx. Weight		UL Type
				in	mm	in	mm	lbs/1k ft	kg/km	
SPT1802	18	2	41/34	0.030	0.8	0.110 x 0.215	2.8 x 5.5	17	25	SPT-1
			41/34	0.045	1.1	0.140 x 0.265	3.6 x 6.7	14	21	SPT-2
			41/34	0.060	1.5	0.170 x 0.330	4.3 x 8.4	33	49	SPT-3
SPT1803		3	41/34	0.030	0.8	0.110 x 0.275	2.8 x 7.0	25	37	SPT-1
			41/34	0.045	1.1	0.140 x 0.360	3.6 x 9.1	33	49	SPT-2
			41/34	0.060	1.5	0.170 x 0.375	4.3 x 9.5	46	68	SPT-3
SPT1602	16	2	65/34	0.045	1.1	0.155 x 0.285	3.9 x 7.2	34	51	SPT-2
			65/34	0.060	1.5	0.180 x 0.345	4.6 x 8.8	42	62	SPT-3
SPT1603		3	65/34	0.045	1.1	0.155 x 0.380	3.9 x 9.7	57	85	SPT-2
			65/34	0.060	1.5	0.180 x 0.415	4.6 x 10.5	57	85	SPT-3
SPT1402	14	2	41/30	0.080	2.0	0.235 x 0.420	6.0 x 10.7	66	98	SPT-3
SPT1403		3	41/30	0.080	2.0	0.235 x 0.505	6.0 x 12.8	92	137	SPT-3
SPT1202	12	2	65/30	0.095	2.4	0.285 x 0.490	7.2 x 12.5	96	143	SPT-3
SPT1203		3	65/30	0.095	2.4	0.285 x 0.585	7.2 x 14.9	124	185	SPT-3
SPT1003	10	3	105/30	0.110	2.8	0.445 x 0.700	11.3 x 17.8	237	353	SPT-3

Notes

- Soft-annealed, bare copper conductor
- Polyvinyl chloride (PVC) insulation
- RoHS Compliant
- Standard insulation colors: black, brown, clear & white

Alternative Constructions

- 3 conductor with green ground
- Temperature range up to 105°C

Available Certifications

CSA: FT2

Applications

For use in heating & cooling, lighting and appliance applications. Rated for continuous use up to 60°C.

PVC/PVC - Festoon

Flat Multi-Conductor Festoon Cable

UL: -40°C to 105°C, 600V, VW-1

CSA: -40°C to 105°C, 600V, FT1



IEWC Part Number	AWG	No. of Conductors	Stranding	Nominal Insulation Thickness		Nominal Jacket Thickness		Nominal O.D.		Approx. Weight	
				in	mm	in	mm	in	mm	lbs/1k ft	kg/km
FC1604	16	4	65/34	0.030	0.8	0.035	0.9	0.200 x 0.580	5.1 x 14.7	91	135
FC1608		8	65/34	0.030	0.8	0.035	0.9	0.200 x 1.110	5.1 x 28.2	173	257
FC1612		12	65/34	0.030	0.8	0.035	0.9	0.200 x 1.605	5.1 x 40.8	253	376
FC1404	14	4	41/30	0.030	0.8	0.035	0.9	0.210 x 0.710	5.3 x 18.0	116	173
FC1408		8	41/30	0.030	0.8	0.035	0.9	0.210 x 1.175	5.3 x 29.8	224	333
FC1412		12	41/30	0.030	0.8	0.035	0.9	0.210 x 1.700	5.3 x 43.2	330	491
FC1204	12	4	65/30	0.030	0.8	0.035	0.9	0.230 x 0.710	5.8 x 18.0	160	238
FC1205		5	65/30	0.030	0.8	0.035	0.9	0.230 x 0.865	5.8 x 22.0	195	290
FC1207		7	65/30	0.030	0.8	0.035	0.9	0.230 x 1.340	5.8 x 34.0	271	403
FC1208		8	65/30	0.030	0.8	0.035	0.9	0.230 x 1.650	5.8 x 42.0	307	457
FC1004	10	4	105/30	0.030	0.8	0.045	1.1	0.270 x 0.880	6.9 x 22.4	241	359
FC0804	8	4	168/30	0.045	1.1	0.045	1.1	0.365 x 1.190	9.3 x 30.2	405	603
FC0604	6	4	266/30	0.060	1.5	0.045	1.1	0.430 x 1.450	10.9 x 36.8	612	911
FC0605		5	266/30	0.060	1.5	0.045	1.1	0.430 x 1.735	10.9 x 44.1	747	1,112
FC0404	4	4	420/30	0.060	1.5	0.045	1.1	0.490 x 1.690	12.4 x 43.0	750	1,116
FC0204	2	4	665/30	0.060	1.5	0.045	1.1	0.560 x 1.955	14.2 x 49.7	1,273	1,894

Notes

- Soft-annealed, bare copper conductor
- Polyvinyl chloride (PVC) insulation
- Polyvinyl chloride (PVC) jacket
- Standard jacket color: black & yellow
- Conductor color code per ICEA Method 1, Table E-2 on 215

Alternative Constructions

- Ethylene propylene rubber (EPR) insulation and neoprene jacket
- Shielded constructions

Available Certifications

- CSA: FT4
- EPA: 40 CFR
- OSHA

Applications

For use in festooning applications. Rated for continuous use from -40°C up to 105°C.

EPDM/Neoprene - SOOW Pendant Cable

Hoist and Control Station Cable with Internal Steel Insulated Messenger
90°C, 600V



IEWC Part Number	AWG	No. of Conductors	Stranding	Nominal Insulation Thickness		Nominal Jacket Thickness		Nominal O.D.		Approx. Weight	
				in	mm	in	mm	in	mm	lbs/1k ft	kg/km
SO1603OWSTL	16	3	65/34	0.030	0.8	0.060	1.5	0.535	13.6	150	223
SO1603OWSTL		3	65/34	0.030	0.8	0.070	1.8	0.560	14.2	155	231
SO1605OWSTL		5	65/34	0.030	0.8	0.065	1.7	0.560	14.2	180	268
SO1607OWSTL		7	65/34	0.030	0.8	0.080	2.0	0.620	15.7	230	342

Notes

- Soft-annealed, tinned copper conductor
- Ethylene propylene diene monomer (EPDM) insulation
- Neoprene jacket
- 1/16" 7x7 galvanized steel strength member insulated with black EPDM located in center of cable
- Standard jacket color: black

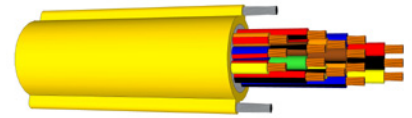
Applications

For use in hoist and pendant applications.
Rated for continuous use up to 75°C.

No. of Conductors	Standard Conductor Insulation Colors
3	Brown, Orange, Red or Brown, Blue, Yellow
5	Orange, Red, Brown, Blue, Yellow
7	Purple, White, Orange, Red, Brown, Blue, Yellow

PVC/Nylon/PVC - Pendant Cable

Hoist and Control Station Cable With Twin External Insulated Steel Messengers
-10°C to 90°C, 600V



IEWC Part Number	AWG	No. of Conductors	Stranding	Nominal Insulation Thickness		Nominal Jacket Thickness		Nominal O.D.		Approx. Weight	
				in	mm	in	mm	in	mm	lbs/1k ft	kg/km
RPC1608*S	16	8	65/34	0.019	0.5	0.047	1.2	0.465	11.8	196	292
RPC1612*S		12	65/34	0.019	0.5	0.063	1.6	0.550	14.0	248	369
RPC1616*S		16	65/34	0.019	0.5	0.063	1.6	0.605	15.4	302	449
RPC1624*S		24	65/34	0.019	0.5	0.063	1.6	0.745	18.9	430	640

Notes

- Soft-annealed, bare copper conductor
- Polyvinyl chloride (PVC) insulation
- Nylon sheath over insulation
- Polyvinyl chloride (PVC) jacket
- Twin insulated 1/16" 7x7 galvanized steel messengers
- Standard jacket color: yellow
- Conductor color code per ICEA Method 1, Table E-1 on 215 with green ground conductor

Applications


For use in hoist and pendant applications. Rated for continuous use from -10°C up to 90°C.

PVC/Nylon/PVC - MTW Pendant Cable

Hoist and Control Station Cable

UL: -10°C to 90°C, 600V

CSA: -10°C to 90°C, 600V, AWM I A, FT1



IEWC Part Number	AWG	No. of Conductors	Stranding	Nominal Insulation Thickness		Nominal Jacket Thickness		Nominal O.D.		Approx. Weight	
				in	mm	in	mm	in	mm	lbs/1k ft	kg/km
RPC1608	16	8	65/34	0.020	0.5	0.047	1.2	0.465	11.8	145	216
RPC1612		12	65/34	0.020	0.5	0.063	1.6	0.550	14.0	200	298
RPC1616		16	65/34	0.020	0.5	0.063	1.6	0.605	15.4	255	379
RPC1624		24	65/34	0.020	0.5	0.063	1.6	0.745	18.9	375	558
RPC1630		30	65/34	0.020	0.5	0.063	1.6	0.785	19.9	445	662
RPC1636		36	65/34	0.020	0.5	0.085	2.2	0.885	22.5	540	804

Notes

- Soft-annealed, bare copper conductor
- Polyvinyl chloride (PVC) insulation
- Nylon sheath over insulation
- Polyvinyl chloride (PVC) jacket
- Standard jacket color: yellow
- Conductor color code per ICEA Method 1, Table E-1 on 215 with green ground conductor

Applications

For use in festooning, hoist and pendant applications. Rated for continuous use from -10°C up to 90°C.

Festoon and Pendant Cable Color Codes

ICEA Method 1, Table E-2

Conductor No.	Base Color	Spiral Stripe
1	Black	–
2	Red	–
3	Blue	–
4	Orange	–
5	Yellow	–
6	Brown	–
7	Red	Black
8	Blue	Black
9	Orange	Black
10	Yellow	Black
11	Brown	Black
12	Black	Red
13	Blue	Red
14	Orange	Red
15	Yellow	Red
16	Brown	Red
17	Black	Blue
18	Red	Blue
19	Orange	Blue
20	Yellow	Blue
21	Brown	Blue
22	Black	Orange
23	Red	Orange
24	Blue	Orange
25	Yellow	Orange
26	Brown	Orange
27	Black	Yellow
28	Red	Yellow
29	Blue	Yellow
30	Orange	Yellow
31	Brown	Yellow
32	Black	Brown
33	Red	Brown
34	Blue	Brown
35	Orange	Brown
36	Yellow	Brown
37+	Color code repeats starting at #1	

EPDM/CPE - Type G

Mining / Portable Power Cable - 4 Conductor Round w/ 4 Ground Conductors

UL: -40°C to 90°C, 2000V

CSA: -40°C to 90°C, 2000V



IEWC Part Number	AWG	Stranding	Ground Conductor AWG	Nominal Insulation Thickness		Nominal O.D.		Approx. Weight		Ampacity ⁰¹
				in	mm	in	mm	lbs/1k ft	kg/km	
G0804	8	133	12	0.060	1.5	1.05	26.5	705	1,049	52
G0604	6	259	12	0.060	1.5	1.13	28.6	914	1,360	70
G0404	4	259	10	0.060	1.5	1.21	30.7	1,370	2,039	91
G0204	2	259	9	0.080	2.0	1.44	36.4	1,802	2,681	122
G0104	1	259	8	0.080	2.0	1.65	41.9	2,479	3,689	142
G1/004	1/0	259	7	0.080	2.0	1.72	43.7	3,080	4,583	164
G2/004	2/0	259	6	0.080	2.0	1.86	47.2	3,119	4,641	190
G3/004	3/0	259	5	0.080	2.0	2.08	52.7	4,542	6,758	219
G4/004	4/0	259	4	0.080	2.0	2.16	54.7	5,078	7,556	253
G25004	250	427	3	0.095	2.4	2.77	70.4	6,830	10,163	282
G35004	350	427	1	0.095	2.4	3.10	78.7	8,919	13,271	346
G50004	500	427	1/0	0.095	2.4	3.50	88.9	11,899	17,706	429

⁰¹Type G ampacities are for general use of 90°C conductor with ambient temperature @ 30°C per NEC Table 400.5(B)

Notes

- Soft-annealed, bare copper conductor
- Ethylene propylene diene monomer (EPDM) insulation
- Insulated ground conductor
- Chlorinated polyethylene (CPE) jacket
- RoHS Compliant
- MSHA Approved
- Standard jacket color: black
- Standard conductor insulations colors: black, white, red and orange
- Ground conductor insulation color: green

Alternative Constructions

- Ethylene propylene rubber (EPR) insulation

Available Certifications

CSA: FT5
MSHA P-136-35

Applications

For use in electric motor & generator, mining & offroad, and portable power applications. Rated for continuous use from -40° to 90°C.

EPDM/CPE - Type G-GC

Mining / Portable Power Cable - 3 Conductor Round w/ 2 Ground and 1 Ground Check Conductors

UL: -40°C to 90°C, 2000V

CSA: -40°C to 90°C, 2000V



IEWC Part Number	AWG	Stranding	Ground AWG	Ground Check AWG	Nominal Insulation Thickness		Nominal O.D.		Approx. Weight		Ampacity ⁰¹
					in	mm	in	mm	lbs/1k ft	kg/km	
GGC0803	8	133	10	10	0.060	1.5	0.965	24.5	609	906	65
GGC0603	6	259	10	10	0.060	1.5	1.05	26.7	797	1,186	87
GGC0403	4	259	8	10	0.060	1.5	1.15	29.1	984	1,464	114
GGC0203	2	259	7	10	0.080	2.0	1.35	34.2	1,465	2,180	152
GGC0103	1	259	6	8	0.080	2.0	1.47	37.2	1,807	2,689	177
GGC1/003	1/0	259	5	8	0.080	2.0	1.61	40.8	2,405	3,579	205
GGC2/003	2/0	259	4	8	0.080	2.0	1.72	43.6	2,510	3,735	237
GGC3/003	3/0	259	3	8	0.080	2.0	1.85	47.0	3,773	5,614	274
GGC4/003	4/0	259	2	8	0.080	2.0	1.98	50.3	3,946	5,872	316
GGC25003	250	627	2	8	0.095	2.4	2.39	60.7	6,060	9,017	352
GGC35003	350	855	1/0	8	0.095	2.4	2.68	68.1	7,400	11,011	433
GGC50003	500	1235	2/0	8	0.095	2.4	3.03	77.0	10,100	15,029	526

⁰¹Type G-GC ampacities are for general use of 90°C conductor with ambient temperature @ 30°C per NEC Table 400.5(B)

Notes

- Soft-annealed, bare copper conductor
- Ethylene propylene diene monomer (EPDM) insulation
- Insulated ground and ground check conductor
- Chlorinated polyethylene (CPE) jacket
- RoHS Compliant
- MSHA Approved
- Standard jacket color: black
- Standard conductor insulation colors: black, red and white
- Ground conductor insulation color: green
- Ground check conductor insulation color: yellow

Alternative Constructions

- Soft-annealed, tinned copper conductor
- Uninsulated ground conductor
- Ethylene propylene rubber (EPR) insulation

Available Certifications

CSA: FT1, FT5
ICEA S-75-381 / NEMA WC-58

Applications


For use in electric motor & generator, mining & offroad, and portable power applications. Rated for continuous use from -40°C up to 90°C.

EPR/CPE - SHD Type GC

Mining / Portable Power Cable - 3 Conductor Round Shielded w/ 2 Ground and 1 Ground Check Conductors

UL: -40°C to 90°C, 8kV

CSA: -40° to 90°C, 8kV, FT1, FT5



IEWC Part Number	AWG	Stranding	Ground Conductor AWG	Ground Check AWG	Nominal Insulation Thickness		Nominal O.D.		Approx. Weight		Ampacity ⁰¹
					in	mm	in	mm	lbs/1k ft	kg/km	
SHD0403EC/8	4	259	8	8	0.150	3.8	1.94	49.3	2,308	3,434	122
SHD0303EC/8	3	133	7	8	0.150	3.8	1.93	49.0	2,293	3,412	140
SHD0203EC/8	2	259	6	8	0.150	3.8	2.12	53.8	2,920	4,345	159
SHD0103EC/8	1	259	5	8	0.150	3.8	2.21	56.1	3,292	4,898	184
SHD1/003EC/8	1/0	259	4	8	0.150	3.8	2.32	58.9	3,675	5,468	211
SHD2/003EC/8	2/0	329	3	8	0.150	3.8	2.46	62.5	4,304	6,404	243
SHD3/003EC/8	3/0	413	2	8	0.150	3.8	2.62	66.5	5,200	7,738	279
SHD4/003EC/8	4/0	532	1	8	0.150	3.8	2.75	69.9	5,840	8,690	321
SHD25003EC/8	250	608	1/0	6	0.150	3.8	2.89	73.4	6,774	10,080	355
SHD30003EC/8	300	741	1/0	6	0.150	3.8	3.04	77.2	7,423	11,045	398
SHD35003EC/8	350	851	2/0	6	0.150	3.8	3.21	81.5	8,543	12,712	435
SHD50003EC/8	500	1,221	4/0	6	0.150	3.8	3.56	90.4	11,260	16,755	536

⁰¹ Ampacities are for general use of 90°C conductor @ 40°C ambient temperature per ICEA S-75-381 / NEMA WC-58

Notes

- Soft-annealed, tinned copper conductor
- Ethylene propylene rubber (EPR) insulation
- Nylon semi-conducting tape shield
- Uninsulated ground conductor
- Insulated ground check conductor
- Open reinforcement in jacket
- Open reinforced, two-layer, chlorinated polyethylene (CPE) jacket
- MSHA Approved
- ICEA S-75-381/ NEMA WC-58
- Standard jacket color: black
- Standard conductor insulation colors: black, red and white
- Ground check conductor insulation color: yellow

Alternative Constructions

- Ethylene propylene diene monomer (EPDM) insulation
- Thermoplastic polyurethane (TPU) jacket
- 5kV constructions

Available Certifications

- CSA/CAN: 22.2(#96)
- Pennsylvania Department of Environmental Protection P-184

Applications

For use in mining & off-road, and portable power applications. Rated for continuous use from -40°C up to 90°C.

EPDM/CPE - Type W - Single Conductor Round

Mining / Portable Power Cable

UL: -40°C to 90°C, 2kV, RHH/RHW

CSA: -40°C to 90°C, 2kV



IEWC Part Number	AWG	Stranding	Nominal Insulation Thickness		Nominal O.D.		Approx. Weight		Ampacity ⁰¹
			in	mm	in	mm	lbs/1k ft	kg/km	
W0801	8	133	0.070	1.8	0.485	12.3	150	223	80
W0601	6	259	0.070	1.8	0.565	14.4	214	318	105
W0401	4	259	0.070	1.8	0.605	15.4	277	412	140
W0301	3	133	0.060	1.5	0.620	15.7	318	473	165
W0201	2	259	0.070	1.8	0.680	17.3	387	576	190
W0101	1	259	0.090	2.3	0.765	19.4	485	722	220
W1/001	1/0	259	0.090	2.3	0.810	20.6	563	838	260
W2/001	2/0	259	0.090	2.3	0.885	22.5	679	1,010	300
W3/001	3/0	259	0.090	2.3	0.930	23.6	809	1,204	350
W4/001	4/0	259	0.090	2.3	0.980	24.9	973	1,448	405
W25001	250	627	0.105	2.7	1.05	26.5	1,155	1,719	455
W30001	300	741	0.095	2.4	1.10	27.9	1,315	1,957	505
W35001	350	855	0.105	2.7	1.15	29.1	1,492	2,220	570
W40001	400	999	0.095	2.4	1.19	30.2	1,681	2,501	615
W50001	500	1,235	0.105	2.7	1.31	33.3	2,048	3,047	700
W80001	800	1,909	0.095	2.4	1.61	41.0	3,071	4,570	925

⁰¹ Type W ampacities are for general use of 90°C conductor with ambient temperature @ 30°C per NEC Table 400.5(B)

Notes

- Soft-annealed, bare copper conductor
- Ethylene propylene diene monomer (EPDM) jacket
- Open reinforcement over insulation
- Chlorinated polyethylene (CPE) jacket
- RoHS Compliant
- MSHA Approved
- Standard jacket color: black

Alternative Constructions

- Soft-annealed, tinned copper conductor
- Ethylene propylene rubber (EPR) insulation

Available Certifications

CSA: FT1, FT5

Applications

For use in electric motor & generator, hoist, mining & off-road, pendant, and portable power applications. Rated for continuous use from -40°C up to 90°C.

EPDM/CPE - Type W - Multi-Conductor Round

Mining / Portable Power Cable

UL: -40°C to 90°C, 2kV

CSA: -40°C to 90°C, 2kV



IEWC Part Number	AWG	No. of Conductors	Stranding	Nominal Insulation Thickness		Nominal O.D.		Approx. Weight		Ampacity ⁰¹
				Conductors	mm	in	mm	lbs/1k ft	kg/km	
W0802	8	2	133	0.060	1.5	0.770	19.6	334	497	74
W0803		3	133	0.060	1.5	0.925	23.5	490	729	74
W0804		4	133	0.060	1.5	0.985	25.0	595	885	65
W0805		5	133	0.060	1.5	1.05	26.7	675	1,004	52
W0602		6	2	259	0.060	1.5	0.910	23.1	483	719
W0603	3		259	0.060	1.5	1.01	25.7	650	967	99
W0604	4		259	0.060	1.5	1.09	27.6	783	1,165	87
W0605	5		259	0.060	1.5	1.20	30.5	956	1,423	69
W0402	4	2	259	0.060	1.5	1.02	25.9	664	988	130
W0403		3	259	0.060	1.5	1.10	27.8	835	1,242	130
W0404		4	259	0.060	1.5	1.21	30.7	1,072	1,595	114
W0405		5	259	0.060	1.5	1.36	34.5	1,332	1,982	91
W0202	2	2	259	0.080	2.0	1.21	30.7	981	1,460	174
W0203		3	259	0.080	2.0	1.33	33.7	1,233	1,835	174
W0204		4	259	0.080	2.0	1.44	36.4	1,592	2,369	152
W0205		5	259	0.080	2.0	1.60	40.6	2,021	3,007	121
W0102	1	2	259	0.080	2.0	1.44	36.6	1,490	2,217	202
W0103		3	259	0.080	2.0	1.50	38.1	1,810	2,693	202
W0104		4	259	0.080	2.0	1.61	40.8	2,051	3,052	177
W0105		5	259	0.080	2.0	1.93	48.9	2,923	4,349	141
W1/002	1/0	2	259	0.080	2.0	1.44	36.4	1,625	2,418	234
W1/003		3	259	0.080	2.0	1.61	40.9	2,142	3,187	234
W1/004		4	259	0.080	2.0	1.72	43.7	2,742	4,080	205
W1/005		5	259	0.080	2.0	2.08	52.7	3,142	4,675	164
W2/002	2/0	2	259	0.080	2.0	1.65	41.9	1,880	2,797	271
W2/003		3	259	0.080	2.0	1.72	43.7	2,586	3,848	271
W2/004		4	259	0.080	2.0	1.93	48.9	3,228	4,803	237
W2/005		5	259	0.080	2.0	2.16	54.9	4,067	6,052	189
W3/002	3/0	2	259	0.080	2.0	1.77	45.0	2,420	3,601	313
W3/003		3	259	0.080	2.0	1.88	47.8	3,381	5,031	313
W3/004		4	259	0.080	2.0	2.06	52.2	4,048	6,023	274
W3/005		5	259	0.080	2.0	2.26	57.4	4,900	7,291	219
W4/002	4/0	2	259	0.080	2.0	1.92	48.8	2,940	4,375	361
W4/003		3	259	0.080	2.0	1.94	49.1	3,492	5,196	361
W4/004		4	259	0.080	2.0	2.15	54.5	4,603	6,849	316
W4/005		5	259	0.080	2.0	2.46	62.5	5,980	8,898	252

EPDM/CPE - Type W - Multi-Conductor Round continued on next page

IEWC Part Number	AWG	No. of Conductors	Stranding	Nominal Insulation Thickness		Nominal O.D.		Approx. Weight		Ampacity ⁰¹
				in	mm	in	mm	lbs/1k ft	kg/km	
W25002	250	2	627	0.095	2.4	2.10	53.3	2,664	3,964	402
W25003		3	627	0.095	2.4	2.39	60.7	5,070	7,544	402
W25004		4	627	0.095	2.4	2.67	67.7	5,725	8,519	352
W35002	350	2	888	0.095	2.4	2.36	59.9	3,854	5,735	495
W35003		3	855	0.095	2.4	2.68	68.1	6,570	9,776	495
W35004		4	888	0.095	2.4	3.00	76.2	7,428	11,053	433
W50002	500	2	1,221	0.095	2.4	2.70	68.6	5,191	7,724	613
W50003		3	1,235	0.095	2.4	3.03	77.0	8,700	12,946	613
W50004		4	1,221	0.095	2.4	3.43	87.0	10,010	14,895	536

⁰¹ Type W ampacities are for general use of 90°C conductor with ambient temperature @ 30°C per NEC Table 400.5(B)

Notes

- Soft-annealed, bare copper conductor
- Ethylene propylene diene monomer (EPDM) insulation
- Chlorinated polyethylene (CPE) jacket
- RoHS Compliant
- MSHA Approved
- ICEA S-95-658 / NEMA WC-70
- Standard jacket color: black

Alternative Constructions

- Soft-annealed, tinned copper conductor
- Ethylene propylene rubber (EPR) insulation

Available Certifications

UL: Type TC, TC-ER
 CSA: FT4, FT5

Applications

For use in hoist, mining & off-road, pendant, and portable power applications. Rated for continuous use from -40°C up to 90°C.

No. of Conductors	Standard Conductor Insulation Colors
2	Black, White
3	Black, White, Green
4	Black, White, Red, Green
5	Black, White, Red, Orange, Green

CPE - Type SC (PPC)

Entertainment Industry and Stage Lighting Cable

UL: -50°C to 105°C, 60°C Oil, 600V

CSA: -50°C to 105°C, 600V, FT5



IEWC Part Number	AWG	Stranding	Nominal Insulation Thickness		Nominal O.D.		Approx. Weight		Ampacity ⁰¹
			in	mm	in	mm	lbs/1k ft	kg/km	
SC0801	8	162/30	0.105	2.7	0.385	9.8	115	171	80
SC0601	6	259/30	0.105	2.7	0.430	10.9	150	223	105
SC0401	4	418/30	0.105	2.7	0.475	12.1	215	320	140
SC0201	2	660/30	0.105	2.7	0.540	13.7	303	451	190
SC0101	1	836/30	0.105	2.7	0.580	14.7	368	548	220
SC1/001	1/0	1056/30	0.105	2.7	0.615	15.6	435	647	260
SC2/001	2/0	1320/30	0.105	2.7	0.655	16.6	525	781	300
SC3/001	3/0	1672/30	0.105	2.7	0.720	18.3	642	955	350
SC4/001	4/0	2090/30	0.105	2.7	0.780	19.8	830	1235	405

⁰¹ SC ampacities are for general use with ambient temperature @ 30°C per NEC Table 400.5

Notes

- Soft-annealed, bare copper conductor
- Chlorinated polyethylene (CPE) jacket
- RoHS Compliant
- Standard insulation color: black

Applications

For use in entertainment industry activities such as theater, television, night clubs, motion pictures, mobile communication vans, spotlights, surround systems and portable power applications. Rated for continuous use from -50°C up to 105°C and up to 60°C in oil.

EPDM - Welding Cable Class K

Welding Cable

-40°C to 105°C, 600V



IEWC Part Number	AWG	Stranding	Nominal Insulation Thickness		Nominal O.D.		Approx. Weight	
			in	mm	in	mm	lbs/1k ft	kg/km
WC06	6	266/30	0.060	1.5	0.320	8.3	116	173
		266/30	0.080	2.0	0.364	8.4	134	199
WC04	4	392/30	0.060	1.5	0.375	8.7	163	243
		420/30	0.080	2.0	0.414	8.1	191	284
WC03	3	525/30	0.060	1.5	0.428	8.1	215	320
WC02	2	644/30	0.060	1.5	0.440	8.2	251	374
		665/30	0.080	2.0	0.482	8.2	282	420
WC01	1	784/30	0.080	2.0	0.515	8.2	321	478
		833/30	0.080	2.0	0.522	8.3	331	493
WC1/0	1/0	1026/30	0.080	2.0	0.550	14.0	388	577
		1064/30	0.090	2.3	0.582	14.8	432	643
WC2/0	2/0	1254/30	0.080	2.0	0.590	15.0	474	705
		1330/30	0.090	2.3	0.637	16.2	528	786
WC3/0	3/0	1615/30	0.080	2.0	0.660	16.8	601	894
		1672/30	0.090	2.3	0.670	17.0	632	941
WC4/0	4/0	2052/30	0.080	2.0	0.725	18.4	762	1,134
		2109/30	0.090	2.3	0.747	19.0	794	1,182
WC250	250	2451/30	0.125	3.2	0.875	22.2	1,029	1,531
WC350	350	3458/30	0.125	3.2	0.998	25.3	1,371	2,040
WC500	500	4921/30	0.125	3.2	1.150	29.2	1,882	2,801

Notes

- Soft-annealed, bare copper conductor
- Ethylene propylene diene monomer (EPDM) insulation
- Standard insulation colors: black and red

Alternative Constructions

- Chlorinated Polyethylene (CPE) insulation
- Additional strand counts available
- Temperature range down to -55°C

Available Certifications

UL: 1581
 CSA: FT2
 RoHS Compliant

Applications

For use in welding applications. Rated for continuous use from -40°C up to 105°C.

EPDM - Welding Cable Class M

Flexible Welding Cable

UL: -50°C to 90°C, 600V, RHH/RHW

CSA: -50°C to 90°C, 600V, FT1



IEWC Part Number	AWG	Stranding	Nominal Insulation Thickness		Nominal O.D.		Approx. Weight	
			in	mm	in	mm	lbs/1k ft	kg/km
WC06	6	660/34	0.060	1.5	0.370	9.4	125	186
WC04	4	1045/34	0.060	1.5	0.415	10.5	191	284
WC02	2	1666/34	0.060	1.5	0.475	12.1	259	385
WC01	1	2090/34	0.080	2.0	0.530	13.5	331	493
WC1/0	1/0	2640/34	0.080	2.0	0.575	14.6	401	597
WC2/0	2/0	3300/34	0.080	2.0	0.630	16.0	511	760
WC3/0	3/0	4180/34	0.080	2.0	0.700	17.8	615	915
WC4/0	4/0	5225/34	0.080	2.0	0.800	20.3	844	1,256

Notes

- Soft-annealed, bare copper conductor
- Ethylene propylene diene monomer (EPDM) insulation
- RoHS Compliant
- MSHA Approved
- Standard insulation colors: orange and black

Alternative Constructions

- Additional strand counts available
- Temperature range down to -55°C and up to 105°C

Applications

For use in welding applications. Rated for continuous use from -50°C up to 90°C.



Industrial & Control Cable



Armored Cable
226-228



Control Cable
232




**Tray & Motor Supply
Cable**
229-231

XLPE/AIA/PVC - Type MC

Multi-Conductor Armored Control/Power Cable with Ground

UL: 90°C dry, 90°C Wet, 600V



IEWC Part Number	AWG	No. of Conductors	Stranding	Ground AWG	Nominal Insulation Thickness		Nominal O.D. Over Armor		Nominal Jacket Thickness		Nominal O.D.		Approx. Weight	
					in	mm	in	mm	in	mm	in	mm	lbs/1k ft	kg/km
IA1402X*/6	14	2	7	14	0.030	0.8	0.490	12.5	0.050	1.3	0.600	15.3	175	261
IA1403X*/6		3	7	14	0.030	0.8	0.520	13.2	0.050	1.3	0.630	16.0	183	273
IA1404X*/6		4	7	14	0.030	0.8	0.550	14.0	0.050	1.3	0.660	16.8	233	347
IA1405X*/6		5	7	14	0.030	0.8	0.590	15.0	0.050	1.3	0.690	17.6	246	367
IA1407X*/6		7	7	14	0.030	0.8	0.640	16.3	0.050	1.3	0.740	18.8	297	443
IA1409X*/6		9	7	14	0.030	0.8	0.720	18.3	0.050	1.3	0.830	21.1	379	564
IA1412X*/6		12	7	14	0.030	0.8	0.800	20.3	0.050	1.3	0.900	22.9	460	685
IA1419X*/6		19	7	14	0.030	0.8	0.990	25.2	0.050	1.3	1.020	25.9	621	924
IA1425X*/6		25	7	14	0.030	0.8	1.070	27.2	0.050	1.3	1.170	29.7	776	1155
IA1437X*/6		37	7	14	0.030	0.8	1.190	30.3	0.050	1.3	1.290	32.8	1043	1533
IA1202X*/6	12	2	7	12	0.030	0.8	0.530	13.5	0.050	1.3	0.640	16.3	218	324
IA1203X*/6		3	7	12	0.030	0.8	0.560	14.3	0.050	1.3	0.660	16.8	227	338
IA1204X*/6		4	7	12	0.030	0.8	0.600	15.3	0.050	1.3	0.710	18.1	272	405
IA1205X*/6		5	7	12	0.030	0.8	0.640	16.3	0.050	1.3	0.750	19.1	336	500
IA1207X*/6		7	7	12	0.030	0.8	0.700	17.8	0.050	1.3	0.810	20.6	380	566
IA1209X*/6		9	7	12	0.030	0.8	0.780	19.8	0.050	1.3	0.890	22.6	479	713
IA1212X*/6		12	7	12	0.030	0.8	0.860	21.9	0.050	1.3	0.970	24.7	596	887
IA1219X*/6		19	7	12	0.030	0.8	0.990	25.2	0.050	1.3	1.100	28.0	830	1235
IA1225X*/6		25	7	12	0.030	0.8	1.180	30.0	0.050	1.3	1.280	32.5	1058	1575
IA1237X*/6		37	7	12	0.030	0.8	1.310	33.3	0.050	1.3	1.410	35.8	1403	2088
IA1003X*/6	10	3	7	10	0.030	0.8	0.610	15.5	0.050	1.3	0.720	18.3	301	448
IA1004X*/6		4	7	10	0.030	0.8	0.660	16.8	0.050	1.3	0.770	19.6	355	529
IA0803X*/6	8	3	7	10	0.045	1.1	0.740	18.8	0.050	1.3	0.840	21.4	420	625
IA0804X*/6		4	7	10	0.045	1.1	0.800	20.3	0.050	1.3	0.900	22.9	507	755
IA0603X*/6	6	3	7	8	0.045	1.1	0.840	21.4	0.050	1.3	0.950	24.2	567	844
IA0604X*/6		4	7	8	0.045	1.1	0.910	23.1	0.050	1.3	1.010	25.6	670	997
IA0403X*/6	4	3	7	8	0.045	1.1	0.940	23.9	0.050	1.3	1.050	26.7	757	1127
IA0404X*/6		4	7	8	0.045	1.1	1.030	26.2	0.050	1.3	1.130	28.7	912	1357
IA0203X*/6	2	3	7	6	0.045	1.1	1.070	27.2	0.050	1.3	1.180	30.0	1075	1600
IA0204X*/6		4	7	6	0.045	1.1	1.180	30.0	0.050	1.3	1.280	32.5	1295	1927
IA0103X*/6	1	3	19	6	0.055	1.4	1.190	30.3	0.050	1.3	1.290	32.8	1269	1889
IA0104X*/6		4	19	6	0.055	1.4	1.310	33.3	0.050	1.3	1.410	35.9	1596	2375
IA1/003X*/6	1/0	3	19	6	0.055	1.4	1.270	32.3	0.050	1.3	1.380	35.1	1528	2274
IA1/004X*/6		4	19	6	0.055	1.4	1.400	35.6	0.050	1.3	1.500	38.1	1913	2847
IA2/003X*/6	2/0	3	19	6	0.055	1.4	1.370	34.8	0.050	1.3	1.480	37.6	1860	2768
IA2/004X*/6		4	19	6	0.055	1.4	1.510	38.2	0.050	1.3	1.610	40.9	2345	3490
IA3/003X*/6	3/0	3	19	4	0.055	1.4	1.480	37.6	0.050	1.3	1.590	40.4	2259	3362
IA3/004X*/6		4	19	4	0.055	1.4	1.660	42.2	0.050	1.3	1.780	45.3	2878	4283
IA4/003X*/6	4/0	3	19	4	0.055	1.4	1.660	42.2	0.060	1.5	1.790	45.5	2840	4226
IA4/004X*/6		4	19	4	0.055	1.4	1.780	45.2	0.060	1.5	1.900	48.3	3586	5336

XLPE/AIA/PVC - Type MC continued on next page

IEWC Part Number	AWG	No. of Conductors	Stranding	Ground AWG	Nominal Insulation Thickness		Nominal O.D. Over Armor		Nominal Jacket Thickness		Nominal O.D.		Approx. Weight	
					in	mm	in	mm	in	mm	in	mm	lbs/1k ft	kg/km
IA25003X*/6	250	3	37	4	0.065	1.7	1.810	46.0	0.060	1.5	1.940	49.3	3295	4903
IA25004X*/6		4	37	4	0.065	1.7	1.950	49.5	0.060	1.5	2.070	52.6	4174	6211
IA35003X*/6	350	3	37	3	0.065	1.7	2.030	51.6	0.060	1.5	2.160	54.9	4400	6548
IA35004X*/6		4	37	3	0.065	1.7	2.200	55.9	0.060	1.5	2.320	59.0	5608	8345
IA50003X*/6	500	3	37	2	0.065	1.7	2.300	58.5	0.075	1.9	2.460	62.5	6126	9116
IA50004X*/6		4	37	2	0.065	1.7	2.510	63.8	0.075	1.9	2.660	67.6	7825	11644
IA75003X*/6	750	3	61	1	0.080	2.0	2.740	69.6	0.075	1.9	2.890	73.4	8806	13104
IA75004X*/6		4	61	1	0.080	2.0	3.040	77.2	0.075	1.9	3.210	81.6	11494	17104
IA100003X*/6	1000	3	61	1/0	0.080	2.0	3.070	78.0	0.075	1.9	3.240	82.3	11476	17077
IA100004X*/6		4	61	1/0	0.080	2.0	3.410	86.6	0.075	1.9	3.580	91.0	14931	22218

Notes

- Soft-annealed, bare copper conductor
- Cross-linked polyethylene (XLPE) insulation
- Aluminum interlocked armor (AIA)
- Polyvinyl chloride (PVC) jacket
- Bare copper ground conductor
- XHHW-2 conductors
- Standard jacket color: black
- Multiple insulation color codes available

Alternative Constructions

- Soft-annealed, tinned copper conductor
- Ethylene propylene rubber (EPR) insulation
- Copper tape shield with tinned copper drain wire
- Aluminum/polymer tape shield with tinned copper drain wire
- Galvanized steel interlocked armor (GSIA)
- Continuously corrugated and welded aluminum armor (CCW)
- 1-15kV constructions

Available Certifications

UL: 1309, 1569, 1581, for CT use
 CSA: C22.2 No. 123, FT4
 EPA 40 CFR, part 261
 ICEA S-95-658 / NEMA WC-70
 ICEA T-29-520
 IEEE 383, 1202
 ABS: CWCMC
 OSHA

Applications

For use in industrial processing, manufacturing and underground applications. Rated for continuous use up to 90°C wet and dry. Permitted for use in Class I Division 2, Class II Division 2, and Class III Divisions 1 and 2 hazardous locations per NEC article 334.

XLPE/PVC/AIA/PVC - TECK90

Multi-Conductor Armored Control/Power Cable with Ground

CSA: 90°C Dry, 90°C Wet, 600V, HL, FT1, FT4



IEWC Part Number	AWG	No. of Conductors	Stranding	Ground AWG	Nom. Insulation Thickness		Nominal O.D. Over Armor		Nominal Jacket Thickness		Nominal O.D.		Approx. Weight	
					in	mm	in	mm	in	mm	in	mm	lbs/1k ft	kg/km
IA1002X*/6*-T90	10	2	7	12	0.030	0.8	0.670	17.0	0.080	2.0	0.750	19.1	275	409
IA1003X*/6*-T90		3	7	12	0.030	0.8	0.700	17.8	0.080	2.0	0.780	19.8	327	487
IA1004X*/6*-T90		4	7	12	0.030	0.8	0.740	18.8	0.080	2.0	0.830	21.1	413	615
IA1202X*/6*-T90	12	2	7	14	0.030	0.8	0.620	15.7	0.080	2.0	0.700	17.8	228	339
IA1203X*/6*-T90		3	7	14	0.030	0.8	0.650	16.5	0.080	2.0	0.730	18.5	254	378
IA1204X*/6*-T90		4	7	14	0.030	0.8	0.690	17.5	0.080	2.0	0.770	19.6	293	436
IA1205X*/6*-T90		5	7	14	0.030	0.8	0.730	18.5	0.080	2.0	0.810	20.6	350	521
IA1402X*/6*-T90		2	7	14	0.030	0.8	0.580	14.7	0.080	2.0	0.670	17.0	195	290
IA1403X*/6*-T90	14	3	7	14	0.030	0.8	0.600	15.2	0.080	2.0	0.690	17.5	226	336
IA1404X*/6*-T90		4	7	14	0.030	0.8	0.640	16.3	0.080	2.0	0.720	18.3	256	381
IA1405X*/6*-T90		5	7	14	0.030	0.8	0.680	17.3	0.080	2.0	0.760	19.3	290	432
IA1406X*/6*-T90		6	7	14	0.030	0.8	0.720	18.3	0.080	2.0	0.800	20.3	316	470
IA1407X*/6*-T90		7	7	14	0.030	0.8	0.740	18.8	0.080	2.0	0.820	20.8	338	503
IA1408X*/6*-T90		8	7	14	0.030	0.8	0.790	20.1	0.080	2.0	0.870	22.1	373	555
IA1410X*/6*-T90		10	7	14	0.030	0.8	0.880	22.4	0.080	2.0	0.960	24.4	451	671
IA1412X*/6*-T90		12	7	14	0.030	0.8	0.900	22.9	0.080	2.0	0.990	25.1	511	760
IA1415X*/6*-T90		15	7	14	0.030	0.8	0.960	24.4	0.080	2.0	1.040	26.4	586	872
IA1420X*/6*-T90		20	7	14	0.030	0.8	1.130	28.7	0.080	2.0	1.210	30.7	789	1,174

Notes

- Soft-annealed, bare copper conductor
- Cross-linked polyethylene (XLPE) insulation
- Polyvinyl chloride (PVC) inner jacket
- Aluminum interlocked armor (AIA)
- Polyvinyl chloride (PVC) outer jacket
- Bare copper ground conductor
- RW90 conductors
- Standard jacket color: black

Alternative Constructions

- Galvanized steel interlocked armor (GSIA)
- 1000V and 5kV constructions

Available Certifications

- UL: 1581
- CSA: C22.2 No. 131 and No. 174
- EPA 40 CFR, part 261
- ICEA T-30-520
- IEEE 383, 1202
- OSHA

Applications

For use in industrial processing, manufacturing and underground applications. Rated for continuous use up to 90°C wet and dry.

No. of Conductors	Standard Conductor Insulation Colors
2	Black, Red
3	Black, Red, Blue
4	Black, Red, Blue, White
5-20	Black, Red, Blue, White and Black with printed conductor numbers

Tray, Motor Supply and VFD Cable - Type TC

Multiple Constructions Available; Common Constructions Listed Below

UL: 600V



Tray, Motor Supply and VFD Cable - Type TC Example Part Number

Cable Specification	Conductor AWG Size	No. of Conductors	Conductor Configuration	Shielding Type	Insulation Material	Jacket Material	Jacket Color
TC	08	04		SS	/	P	P - 0

Conductor Configuration

IEWC Code	Configuration
	Round Cable w/o Ground Conductor
G	Round Cable w/ Ground Conductor
F	Flat Cable

Shielding Type

IEWC Code	Shielding
	Unshielded
S	Unshielded Conductors, Overall Foil Shield
SS	Unshielded Conductors, Overall Foil and Braided Shields
OBS	Unshielded Conductors, Overall Braided Shield
P	Unshielded Pairs
POS	Unshielded Pairs, Overall Foil Shield
POBS	Unshielded Pairs, Overall Braided Shield
SP	Shielded Pairs
SPOS	Shielded Pairs, Overall Foil Shield

Insulation Material

IEWC Code	Material
E	EPR
F	FEP
P	PVC
	PVC/Nylon (TFN, TFFN, THHN or TWHN)
R	Rubber
T	TPE
X	XLPE

Jacket Material

IEWC Code	Material
C	CPE
E	EPR
F	FEP
H	Hypalon
L	LSZH
N	Neoprene
P	PVC
R	Rubber
T	TPE
U	Polyurethane
X	XLPE
Y	Polyolefin

Jacket Color

IEWC Code	Color
0	Black
1	Red
2	Green
3	Blue
4	Yellow
5	Orange
6	Brown
7	Violet
8	Gray
9	White
T	Tan
Z	Clear
OG	Oyster Gray

Alternative Constructions

- VNTC Tray Cable
- 1000V constructions
- 2kV constructions

Available UL AWM

Styles
20238

Available NEC/CSA

Ratings
NPLF

Available UL Ratings

TC
TC-ER
WTTTC (1000V)

Applications


For use in food processing, manufacturing, tool, appliance, and industrial processing applications.

Polymer/Nylon/Neoprene - Type TC (CIC TC) SDN® Cable

Small Diameter Neoprene Flexible Control Cable

UL: -55°C to 90°C Dry, 75°C Wet, 600V

CSA: 55°C to 90°C Dry, 75°C Wet, 600V, FT4



IEWC Part Number	AWG	No. of Conductors	Stranding	Nominal Insulation Thickness		Nominal Conductor Jacket Thickness		Nominal Jacket Thickness		Nominal Cable O.D.		Approx. Weight	
				in	mm	in	mm	in	mm	in	mm	lbs/1k ft	kg/km
SDN1803	18	3	16/30	0.015	0.4	0.004	0.1	0.045	1.1	0.285	7.2	50	74
SDN1805		5	16/30	0.015	0.4	0.004	0.1	0.045	1.1	0.335	8.5	71	106
SDN1806		6	16/30	0.015	0.4	0.004	0.1	0.045	1.1	0.360	9.1	83	124
SDN1808		8	16/30	0.015	0.4	0.004	0.1	0.045	1.1	0.420	10.7	109	162
SDN1810		10	16/30	0.015	0.4	0.004	0.1	0.045	1.1	0.450	11.4	126	187
SDN1812		12	16/30	0.015	0.4	0.004	0.1	0.045	1.1	0.465	11.8	142	211
SDN1814		14	16/30	0.015	0.4	0.004	0.1	0.045	1.1	0.485	12.3	165	246
SDN1816		16	16/30	0.015	0.4	0.004	0.1	0.045	1.1	0.510	13.0	175	260
SDN1819		19	16/30	0.015	0.4	0.004	0.1	0.060	1.5	0.590	15.0	240	357
SDN1824		24	16/30	0.015	0.4	0.004	0.1	0.060	1.5	0.680	17.3	300	446
SDN1602	16	2	19/29	0.015	0.4	0.004	0.1	0.045	1.1	0.290	7.4	51	76
SDN1603		3	19/29	0.015	0.4	0.004	0.1	0.045	1.1	0.305	7.7	62	92
SDN1604		4	19/29	0.015	0.4	0.004	0.1	0.045	1.1	0.330	8.4	77	115
SDN1605		5	19/29	0.015	0.4	0.004	0.1	0.045	1.1	0.360	9.1	92	137
SDN1606		6	19/29	0.015	0.4	0.004	0.1	0.045	1.1	0.390	9.9	107	159
SDN1607		7	19/29	0.015	0.4	0.004	0.1	0.045	1.1	0.420	10.7	123	183
SDN1608		8	19/29	0.015	0.4	0.004	0.1	0.045	1.1	0.450	11.4	137	204
SDN1610		10	19/29	0.015	0.4	0.004	0.1	0.045	1.1	0.485	12.3	165	246
SDN1612		12	19/29	0.015	0.4	0.004	0.1	0.045	1.1	0.500	12.7	188	280
SDN1616		16	19/29	0.015	0.4	0.004	0.1	0.060	1.5	0.585	14.9	258	384
SDN1619	19	19/29	0.015	0.4	0.004	0.1	0.060	1.5	0.635	16.1	296	440	
SDN1624	24	19/29	0.015	0.4	0.004	0.1	0.060	1.5	0.715	18.2	367	546	
SDN1630	30	19/29	0.015	0.4	0.004	0.1	0.060	1.5	0.750	19.1	432	643	
SDN1637	37	19/29	0.015	0.4	0.004	0.1	0.080	2.0	0.870	22.1	556	827	
SDN1403	14	3	19/27	0.015	0.4	0.004	0.1	0.045	1.1	0.340	8.6	84	125
SDN1404		4	19/27	0.015	0.4	0.004	0.1	0.045	1.1	0.370	9.4	104	155
SDN1405		5	19/27	0.015	0.4	0.004	0.1	0.045	1.1	0.400	10.2	127	189
SDN1406		6	19/27	0.015	0.4	0.004	0.1	0.045	1.1	0.435	11.0	147	219
SDN1408		8	19/27	0.015	0.4	0.004	0.1	0.045	1.1	0.505	12.8	200	298
SDN1410		10	19/27	0.015	0.4	0.004	0.1	0.060	1.5	0.580	14.7	246	366
SDN1412		12	19/27	0.015	0.4	0.004	0.1	0.060	1.5	0.595	15.1	290	432
SDN1416		16	19/27	0.015	0.4	0.004	0.1	0.060	1.5	0.655	16.6	354	527
SDN1424		24	19/27	0.015	0.4	0.004	0.1	0.060	1.5	0.805	20.4	510	759
SDN1437		37	19/27	0.015	0.4	0.004	0.1	0.080	2.0	0.990	25.1	785	1,168

Polymer/Nylon/Neoprene - Type TC (CIC TC) SDN® Cable continued on next page

Polymer/Nylon/Neoprene - Type TC (CICTC) SDN® Cable continued

IEWC Part Number	AWG	No. of Conductors	Stranding	Nominal Insulation Thickness		Nominal Conductor Jacket Thickness		Nominal Jacket Thickness		Nominal Cable O.D.		Approx. Weight	
				in	mm	in	mm	in	mm	in	mm	lbs/1k ft	kg/km
SDN1203		3	19/25	0.015	0.4	0.004	0.1	0.045	1.1	0.380	9.7	115	171
SDN1204		4	19/25	0.015	0.4	0.004	0.1	0.045	1.1	0.415	10.5	146	217
SDN1205		5	19/25	0.015	0.4	0.004	0.1	0.045	1.1	0.450	11.4	177	263
SDN1206	12	6	19/25	0.015	0.4	0.004	0.1	0.045	1.1	0.490	12.4	209	311
SDN1208		8	19/25	0.015	0.4	0.004	0.1	0.060	1.5	0.605	15.4	294	437
SDN1210		10	19/25	0.015	0.4	0.004	0.1	0.060	1.5	0.655	16.6	350	521
SDN1212		12	19/25	0.015	0.4	0.004	0.1	0.060	1.5	0.675	17.1	395	588

SDN is a registered trademark of Southwire Company Corporation

Notes

- Soft-annealed, bare copper conductor
- Polymer insulation
- Nylon sheath over insulation
- Clear mylar tape wrapped over core
- Neoprene jacket
- ICEA S-73-532, Part 4
- IEEE 383
- Standard jacket color: black
- Conductor color code per ICEA Method 1, Table E-1 on 215

Applications

For use in hoist, lighting, manufacturing and pendant applications. Rated for continuous use from -55°C up to 75°C wet and 90°C dry. Permitted for use in Class I Division 2 and Class II Division 2 hazardous locations per NEC article 334.

PVC - Control Cable

Multiple Constructions Available; Common Constructions Listed Below
600V



PVC - Control Cable Cable Example Part Number

Conductor AWG Size	No. of Conductors	Conductor Configuration	Shielding Type	Jacket Color
18	03	C	OBS	0

Conductor Configuration

IEWC Code	Configuration
C	Single Conductors
P	Paired Conductors
T	Triad Conductors
CB	Combination Cable

Jacket Color

IEWC Code	Color
0	Black
1	Red
2	Green
3	Blue
4	Yellow
5	Orange
6	Brown
7	Violet
8	Gray
9	White
T	Tan
Z	Clear

Shielding Type

IEWC Code	Shielding
	Unshielded
OFS	Overall Foil Shield
SS	Overall Foil and Braided Shields
OBS	Overall Braided Shield
OSS	Overall Sprial Shield
SC	Shielded Conductors
SP	Shielded Pairs
ST	Shielded Triads
STOS	Shielded Triads, Overall Foil Shield

Alternative Constructions

- FEP jacket
- PTFE jacket
- Polyurethane jacket
- XLPE jacket

Available UL AWM Styles

2106
2107
2463
2501
2586
2587
20234
20626
20952

Available NEC/CSA Ratings

CL2
CL3
CM
CMG
CMH
FPLR-CI
FPLR-CIC

Applications

For use in electronic, manufacturing, tool, appliance, and industrial processing applications.



Uninsulated Products



**Uninsulated
Conductors**
234-235



Uninsulated Braids
236-239

Solid Uninsulated Conductor

Solid Copper Bus Bar

IEWC Part Number	AWG	Stranding	Nominal O.D.		Approx. Weight		Hard Drawn Min Breaking Strength (lbs)	Soft Drawn Min Breaking Strength (lbs)	Soft Drawn Nominal Resistance @ 20°C (Ohm/1000ft)
			in	mm	lbs/1k ft	kg/km			
UN36S	36	Solid	0.005	0.1	0	0	1.1	0.69	414.8
UN34S	34	Solid	0.006	0.2	0	0	1.7	1.1	260.5
UN32S	32	Solid	0.008	0.2	0	0	2.7	1.7	164.1
UN30S	30	Solid	0.010	0.3	0	0	4.5	2.9	98.71
UN28S	28	Solid	0.013	0.3	0	1	6.9	4.4	64.91
UN26S	26	Solid	0.016	0.4	1	1	11	7	40.82
UN24S	24	Solid	0.020	0.5	1	2	17	11	25.67
UN22S	22	Solid	0.025	0.6	2	3	28	18	16.14
UN20S	20	Solid	0.032	0.8	3	5	44	28	10.15
UN18S	18	Solid	0.040	1.0	5	7	70	45	6.386
UN16S	16	Solid	0.051	1.3	8	12	112	71	4.016
UN14S	14	Solid	0.064	1.6	12	18	177	113	2.526
UN12S	12	Solid	0.081	2.1	20	29	282	180	1.588
UN10S	10	Solid	0.102	2.6	31	47	449	285	0.9988
UN08S	8	Solid	0.129	3.3	50	74	713	454	0.6281
UN06S	6	Solid	0.162	4.1	79	118	1134	721	0.3952
UN04S	4	Solid	0.204	5.2	126	188	1803	1147	0.2485

Notes

- Bare copper conductor
- RoHS Compliant

Alternative Constructions

- Tinned copper conductor
- Oxygen-Free High Conductivity (OFHC)
- Magnet wire

Available Certifications

ASTM B-1 (Hard Drawn)
 ASTM B-2 (Medium Hard Drawn)
 ASTM B-3 (Soft or Annealed)
 ASTM B-33 (Tinned Soft or Annealed)
 REA/RUS Approved
 Federal Spec: AA59551, QQ-W-343

Applications

For use in bus bar and grounding applications.

Stranded Uninsulated Conductor



IEWC Part Number	AWG	Stranding	Nominal O.D.		Approx. Weight	
			in	mm	lbs/1k ft	kg/km
UN28ST	28	7/36	0.015	0.4	1	1
UN26ST	26	7/34	0.019	0.5	1	1
UN24ST	24	7/32	0.024	0.6	1	2
UN22ST	22	7/30	0.030	0.8	2	3
UN20ST	20	7/28	0.038	1.0	3	5
UN18ST	18	7/26	0.048	1.2	5	8
UN16ST	16	7/.0192	0.058	1.5	8	12
UN14ST	14	7/.0242	0.073	1.8	12	19
UN12ST	12	7/.0305	0.092	2.3	20	30
UN10ST	10	7/.0385	0.116	2.9	32	47
		19/.0234	0.115	2.9	32	47
UN08ST	8	7/.0486	0.146	3.7	51	76
UN06ST	6	7/.0612	0.184	4.7	80	119
UN04ST	4	7/.0772	0.231	5.9	128	190
UN02ST	2	7/.0974	0.292	7.4	203	302
		19/.0591	0.290	7.4	204	303
UN1/0ST	1/0	7/.1228	0.368	9.3	324	482
		19/.0745	0.372	9.4	326	485
UN2/0ST	2/0	19/.0837	0.419	10.6	411	612
UN4/0ST	4/0	7/.1739	0.522	13.3	647	963
UN250ST	250	37/.0822	0.575	14.6	770	1146
UN350ST	350	37/.0973	0.681	17.3	1078	1604
UN500ST	500	37/.1162	0.813	20.7	1538	2289
UN750ST	750	61/.1109	0.998	25.3	2340	3482
UN1500ST	1500	91/.1284	1.370	34.8	4670	6950

Notes

- Bare copper conductor
- RoHS Compliant

Alternative Constructions

- Tinned copper conductor
- Rope lay
- Litz wire


Available Certifications

- ASTM B-1 (Hard Drawn)
- ASTM B-2 (Medium Hard Drawn)
- ASTM B-3 (Soft or Annealed)
- ASTM B-8 (Concentric Lay Stranded)
- ASTM B-33 (Tinned Soft or Annealed)
- ASTM B-787 (Combination Strand)
- REA/RUS Approved
- Federal Spec: AA59551, QQ-W-343

Applications

For use in grounding applications.

Uninsulated Tinned Copper Tubular Braid - AA59569 (QQB575)



IEWC Part Number	Federal Specification Number	Approx. AWG Equivalent	Nominal I.D. Round (in)		AWG of Individual Ends	Construction	Total Number of Ends	Approx. Weight	
			Decimal	Fraction				lbs/1k ft	kg/km
UN22T	AA59569R36T0031	22	0.031	1/32"	36	24 x 1 x 36	24	5	7
UN20T	AA59569R32T0062	20	0.063	1/16"	32	16 x 1 x 32	16	6	9
UN19T	AA59569R34T0062	19	0.063	1/16"	34	16 x 2 x 34	32	8	12
UN19T	AA59569R36T0062	19	0.063	1/16"	36	24 x 2 x 36	48	7	10
UN18T	AA59569R36T0078	18	0.078	5/64"	36	24 x 3 x 36	72	9	13
UN17T	AA59569R32T0109	17	0.109	7/64"	32	16 x 2 x 32	32	9	13
UN16T	AA59569R34T0109	16	0.109	7/64"	34	16 x 4 x 34	64	12	18
UN16T	AA59569R34T0125	16	0.125	1/8"	34	24 x 3 x 34	72	12	18
UN16T	AA59569R36T0109	16	0.109	7/64"	36	24 x 4 x 36	96	11	16
UN15T	AA59569R32T0125	15	0.125	1/8"	32	24 x 2 x 32	48	13	19
UN15T	N/A	15	0.141	9/64"	34	24 x 4 x 34	96	17	25
UN15T	AA59569R36T0125	15	0.125	1/8"	36	24 x 5 x 36	120	13	19
UN14T	AA59569R32T0171	14	0.172	11/64"	32	24 x 3 x 32	72	18	27
UN14T	AA59569R34T0171	14	0.172	11/64"	34	24 x 5 x 34	120	20	30
UN14T	AA59569R36T0171	14	0.172	11/64"	36	24 x 7 x 36	168	17	25
UN13T	N/A	13	0.188	3/16"	34	24 x 6 x 34	144	22	33
UN12T	N/A	12	0.250	1/4"	34	24 x 7 x 34	168	26	39
UN12T	AA59569R36T0156	12	0.156	5/32"	36	24 x 10 x 36	240	24	36
UN11T	AA59569R32T0203	11	0.203	13/64"	32	24 x 5 x 32	120	28	42
UN11T	N/A	11	0.375	3/8"	34	24 x 8 x 34	192	30	45
UN11T	AA59569R34T0203	11	0.203	13/64"	34	24 x 8 x 34	192	31	46
UN11T	AA59569R36T0203	11	0.203	13/64"	36	24 x 13 x 36	312	31	46
UN11T	AA59569R32T0375	11	0.375	3/8"	32	48 x 3 x 32	144	38	57
UN10T	AA59569R36T0250	10	0.250	1/4"	36	24 x 16 x 36	384	38	57
UN10T	AA59569R34T0375	10	0.375	3/8"	34	48 x 5 x 34	240	38	57
UN10T	AA59569R36T0375	10	0.375	3/8"	36	48 x 8 x 36	384	40	60
UN09T	AA59569R30T0281	9	0.281	9/32"	30	24 x 5 x 30	120	47	70
UN09T	AA59569R32T0500	9	0.500	1/2"	32	48 x 4 x 32	192	45	67
UN09T	AA59569R34T0500	9	0.500	1/2"	34	48 x 7 x 34	336	53	79
UN09T	AA59569R36T0500	9	0.500	1/2"	36	48 x 11 x 36	528	53	79
UN08T	AA59569R30T0375	8	0.375	3/8"	30	24 x 7 x 30	168	62	92
UN08T	N/A	8	0.625	5/8"	34	48 x 8 x 34	384	56	83
UN07T	AA59569R32T0781	7	0.781	25/32"	32	48 x 7 x 32	336	53	79
UN07T	N/A	7	0.688	11/16"	34	48 x 10 x 34	480	67	100
UN07T	AA59569R34T0781	7	0.781	25/32"	34	48 x 11 x 34	528	77	115
UN07T	N/A	7	0.813	13/16"	34	48 x 12 x 34	576	85	126
UN07T	AA59569R36T0781	7	0.781	25/32"	36	48 x 18 x 36	864	79	118
UN06T	AA59569R30T0437	6	0.438	7/16"	30	24 x 10 x 30	240	85	126
UN05T	AA59569R30T0500	5	0.500	1/2"	30	24 x 15 x 30	360	122	182
UN05T	AA59569R30T0875	5	0.875	7/8"	30	48 x 7 x 30	336	123	183

Uninsulated Tinned Copper Tubular Braid - AA59569 (QQB575) continued on next page

Uninsulated Tinned Copper Tubular Braid - AA59569 (QQB575) continued

IEWC Part Number	Federal Specification Number	Approx. AWG Equivalent	Nominal I.D. Round (in)		AWG of Individual Ends	Construction	Total Number of Ends	Approx. Weight	
			Decimal	Fraction				lbs/1k ft	kg/km
UN04T	AA59569R30T1000	4	1.000	1"	30	48 x 8 x 30	384	140	208
UN04T	AA59569R30T1125	4	1.125	1-1/8"	30	48 x 9 x 30	432	155	231
UN03T	AA59569R30T0562	3	0.563	9/16"	30	48 x 10 x 30	480	156	232
UN03T	N/A	3	1.250	1-1/4"	30	48 x 10 x 30	480	168	250
UN03T	AA59569R30T1375	3	1.375	1-3/8"	30	48 x 11 x 30	528	185	275
UN03T	AA59569R30T1500	3	1.500	1-1/2"	30	48 x 12 x 30	576	200	298
UN02T	AA59569R30T2000	2	2.000	2"	30	48 x 14 x 30	672	230	342
UN01T	AA59569R30T0656	1	0.656	21/32"	30	48 x 16 x 30	768	259	385
UN01T	N/A	1	2.250	2-1/4"	30	48 x 16 x 30	768	260	387

Notes

- Soft-annealed, tinned copper conductor
- ASTM B-33
- CID A-A-59551
- DSCC-VAI


Alternative Constructions

- Soft-annealed, silver-plated copper conductor per ASTM B298
- Soft-annealed, nickel-plated copper conductor per ASTM B355 Class 4

Applications

For use in grounding applications.

Uninsulated Tinned Copper Flat Braid - AA59569 (QQB575)



IEWC Part Number	Federal Specification Number	Approx. AWG Equivalent	Nominal Dimensions (in)		AWG of Individual Ends	Construction	Total Number of Ends	Approx. Weight	
			Flat Width	Thickness				lbs/1k ft	kg/km
UN27F	N/A	27	0.025"	0.015"	36	8 x 1 x 36	8	3	4
UN24F	N/A	24	0.031"	0.020"	36	16 x 1 x 36	16	4	6
UN22F	AA59569F36T0031	22	0.046"	0.020"	36	24 x 1 x 36	24	5	7
UN19F	N/A	19	0.094"	0.020"	36	16 x 3 x 36	48	7	10
UN19F	AA59569F36T0062	19	0.093"	0.031"	36	24 x 2 x 36	48	7	10
UN18F	N/A	18	0.109"	0.020"	36	16 x 4 x 36	64	8	12
UN18F	AA59569F36T0078	18	0.125"	0.020"	36	24 x 3 x 36	72	9	13
UN16F	AA59569F36T0109	16	0.156"	0.031"	36	24 x 4 x 36	96	11	16
UN15F	AA59569F36T0125	15	0.187"	0.020"	36	24 x 5 x 36	120	13	19
UN14F	AA59569F36T0171	14	0.250"	0.030"	36	24 x 7 x 36	168	17	25
UN12F	AA59569F36T0156	12	0.250"	0.046"	36	24 x 10 x 36	240	24	36
UN12F	N/A	12	0.375"	0.030"	36	48 x 6 x 36	288	28	42
UN11F	AA59569F36T0203	11	0.281"	0.046"	36	24 x 13 x 36	312	31	46
UN10F	AA59569F36T0375	10	0.625"	0.030"	36	48 x 8 x 36	384	40	60
UN10F	N/A	10	0.500"	0.030"	36	48 x 8 x 36	384	39	58
UN09F	N/A	9	0.375"	0.045"	30	24 x 5 x 30	120	47	70
UN09F	AA59569F36T0500	9	0.625"	0.046"	36	48 x 11 x 36	528	53	79
UN07F	AA59569F36T0781	7	0.750"	0.040"	36	48 x 18 x 36	864	79	118
UN07F	N/A	7	1.000"	0.045"	36	48 x 18 x 36	864	75	112
UN07F	N/A	7	0.812"	0.045"	36	48 x 19 x 36	912	80	119
UN06F	AA59569F30T0437	6	0.500"	0.093"	30	24 x 10 x 30	240	85	126
UN06F	N/A	6	0.750"	0.050"	30	48 x 5 x 30	240	88	131
UN06F	N/A	6	0.875"	0.050"	36	48 x 22 x 36	1,056	95	141
UN05F	AA59569F30T0875	5	1.375"	0.050"	30	48 x 7 x 30	336	123	183
UN05F	AA59569F30T0500	5	0.625"	0.093"	30	24 x 15 x 30	360	122	182
UN04F	N/A	4	1.000"	0.070"	30	48 x 8 x 30	384	137	204
UN04F	N/A	4	0.750"	0.040"	36	24 x 67 x 36	1,608	140	208
UN03F	N/A	3	0.750"	0.110"	30	24 x 20 x 30	480	170	253
UN03F	N/A	3	1.250"	0.080"	30	48 x 10 x 30	480	168	250
UN03F	AA59569F30T1375	3	1.500"	0.060"	30	48 x 11 x 30	528	185	275
UN03F	N/A	3	0.875"	0.120"	30	24 x 24 x 30	576	193	287
UN02F	N/A	2	0.875"	0.090"	30	48 x 12 x 30	576	200	298
UN02F	N/A	2	0.937"	0.130"	30	24 x 27 x 30	648	225	335
UN02F	N/A	2	1.375"	0.090"	30	48 x 14 x 30	672	230	342
UN01F	N/A	1	1.000"	0.140"	30	24 x 32 x 30	768	270	402
UN01F	N/A	1	1.500"	0.100"	30	48 x 16 x 30	768	265	394
UN01F	N/A	1	1.625"	0.110"	30	48 x 18 x 30	864	283	421

Uninsulated Tinned Copper Flat Braid - AA59569 (QQB575) continued on next page

Uninsulated Tinned Copper Flat Braid - AA59569 (QCB575) continued

IEWC Part Number	Federal Specification Number	Approx. AWG Equivalent	Nominal Dimensions (in)		AWG of Individual Ends	Construction	Total Number of Ends	Approx. Weight	
			Flat Width	Thickness				lbs/1k ft	kg/km
UN1/OF	N/A	1/0	1.375"	0.120"	30	48 x 22 x 30	1,056	362	539
UN1/OF	N/A	1/0	1.625"	0.080"	36	48 x 84 x 36	4,032	359	534
UN2/OF	N/A	2/0	1.750"	0.130"	30	48 x 26 x 30	1,248	430	640
UN2/OF	N/A	2/0	2.000"	0.130"	30	48 x 28 x 30	1,344	464	691
UN3/OF	N/A	3/0	2.000"	0.150"	30	48 x 35 x 30	1,680	570	848
UN4/OF	N/A	4/0	2.375"	0.175"	30	48 x 44 x 30	2,112	730	1086
UN4/OF	N/A	4/0	3.000"	0.190"	30	48 x 47 x 30	2,256	780	1161
UN250F	N/A	250	2.500"	0.190"	30	48 x 52 x 30	2,496	900	1339

Notes


- Soft-annealed, solid, tinned copper conductor
- ASTM B-33
- CID A-A-59551
- DSCC-VAI

Alternative Constructions

- Soft-annealed, silver-plated copper conductor per ASTM B298
- Soft-annealed, nickel-plated copper conductor per ASTM B355 Class 4

Applications

For use in grounding applications.



Wire Management Products



Tubing
242-245



**Convoluted Tubing /
Corrugated Loom**
250-251



Sleeving & Wrap
246-249



Additional Products
252

Heat Shrinkable Tubing



Heat Shrinkable Tubing Example Part Number

Product Type	Configuration	Material	Size	Additional Attribute(s)	Color
TS		PO	.125	A	0

Configuration

IEWC Code	Configuration
	Bulk
C	Cut Pieces

Material

IEWC Code	Material	Continuous Operating Temperature		Available Shrink Ratios	Construction	Color	Military Specification	UL	CSA	RoHS	Available Specifications
		Max	Min								
PV	PVC	105°C	20°C	2:1	Single Wall	Various	SAE-AMS-DTL-23053/2 Class 2	✓	✓	✓	ASTM D-3150
					Dual Wall (Adhesive Lined)	Black	-				-
PV	XLPVC	105°C	20°C	2:1	Single Wall	Black	SAE-AMS-DTL-23053/2 Class 1	✓	✓	✓	ASTM D-3150
					Dual Wall (Adhesive Lined)		-				
N	Neoprene	121°C	70°C	2:1	Single Wall	Black	SAE-AMS-DTL-23053/1 Class 1 & 2			✓	AMS 3623, SC-X-15112
							MIL-R-46846, Type I Class 1			✓	
PO	Polyolefin	125°C	55°C	2:1	Single Wall	Various	SAE-AMS-DTL-23053/5 Classes 1, 2, and 3	✓	✓	✓	AMS 3636, 3637, DEF STAN 59-97 Issue 3 Type 2a
				3:1		Various	SAE-AMS-DTL-23053/5 Class 1 and 2	✓	✓	✓	DEF STAN 59-97 issue 3 Type 2a
				4:1		Black	SAE-AMS-DTL-23053/5 Class 1			✓	-
		110°C	55°C	6:1	Black	SAE-AMS-DTL-23053/15			✓	-	
				2:1	Black	SAE-AMS-DTL-23053/4 Class 2			✓	-	
				2.5:1	Black	SAE-AMS-DTL-23053/4 Class 1			✓	AMS 3634	
				3:1	Various	SAE-AMS-DTL-23053/4 Class 3			✓	-	
				4:1	Black, Clear	SAE-AMS-DTL-23053/4 Class 3			✓	-	
K	PVDF (Kynar®)	175°C	55°C	2:1	Single Wall	Black	SAE-AMS-DTL-23053/8	✓	✓	✓	AMS 3632, DEF STAN 59-97 Issue 3 Type 3a
						Clear	SAE-AMS-DTL-23053/18				
FE	FEP (Teflon®)	200°C	55°C	1.3:1	Single Wall	Natural	MIL-DTL-23053/11 Class 1			✓	-
				1.67:1		Natural	MIL-DTL-23053/11 Class 2			✓	-
V	Viton®	220°C	55°C	2:1	Single Wall	Black	SAE-AMS-DTL-23053/13			✓	G 95343 Part 05 Type E, DEF STAN 59-97 Issue 3 Code 4a, VDE PAN 6480 No. MP421
							MIL-R-46846 Type III Class 1			✓	
TF	PTFE (Teflon®)	250°C	67°C	2:1	Single Wall	Natural	SAE-AMS-DTL-23053/12 Class 3			✓	FDA C.F.R. 21 121.255, AMS 3585, 3586
				4:1		Natural	SAE-AMS-DTL-23053/12 Class 5			✓	-

Kynar is a registered trademark of Arkema, Inc.
Teflon and Viton are registered trademarks of DuPont Corporation

Heat Shrinkable Tubing continued on next page

Size

IEWC Code	Supplied Inside Diameter	
	in	mm
.047	3/64"	1.2
.06	1/16"	1.6
.094	3/32"	2.4
.125	1/8"	3.2
.188	3/16"	4.8
.25	1/4"	6.4
.313	5/16"	8.0
.375	3/8"	9.5
.5	1/2"	12.7
.625	5/8"	15.9
.75	3/4"	19.1
1	1"	25.4
1.25	1-1/4"	31.8
1.5	1-1/2"	38.1
2	2"	50.8
3	3"	76.2
4	4"	101.6

Additional Attribute(s)

IEWC Code	Attribute
A	Adhesive Lined
F	Flame Retardant
L	Light Wall
S	Standard Wall
M	Medium Wall
H	Heavy Wall
I	Industrial Wall
R	Semi Rigid
X	Extra Flexible

Color

IEWC Code	Color
0	Black
1	Red
1N	Neon Red
2	Green
24	Green/Yellow
2N	Neon Green
3	Blue
3N	Neon Blue
4	Yellow
4N	Neon Yellow
5	Orange
7	Purple
8	Gray
9	White
NA	Natural
Z	Clear

PVC - Non-Shrinkable Tubing

UL: -30°C to 105°C, 300/600V, VW-1

CSA: -30°C to 105°C, 300/600V



PVC - Non-Shrinkable Tubing Example Part Number

Product Type	Material	Configuration	Size	Additional Attribute(s)	Color
TN	PV		#03	-	0

Size

IEWC Code	ASTM Size	Nominal Inside Diameter		Inside Diameter Minimum		Inside Diameter Maximum		Nominal Wall Thickness	
		in	mm	in	mm	in	mm	in	mm
#24	24	0.022	0.6	0.020	0.5	0.027	0.7	0.012	0.3
#22	22	0.027	0.7	0.025	0.6	0.032	0.8	0.012	0.3
#20	20	0.034	0.9	0.032	0.8	0.039	1.0	0.016	0.4
#19	19	0.038	1.0	0.036	0.9	0.044	1.1	0.016	0.4
#18	18	0.042	1.1	0.040	1.0	0.049	1.2	0.016	0.4
#17	17	0.047	1.2	0.045	1.1	0.054	1.4	0.016	0.4
#16	16	0.053	1.3	0.051	1.3	0.061	1.5	0.016	0.4
#15	15	0.059	1.5	0.057	1.4	0.067	1.7	0.016	0.4
#14	14	0.066	1.7	0.064	1.6	0.074	1.9	0.016	0.4
#13	13	0.076	1.9	0.072	1.8	0.080	2.0	0.016	0.4
#12	12	0.085	2.2	0.081	2.1	0.091	2.3	0.016	0.4
#11	11	0.095	2.4	0.091	2.3	0.101	2.6	0.016	0.4
#10	10	0.106	2.7	0.102	2.6	0.112	2.8	0.016	0.4
#09	9	0.118	3.0	0.114	2.9	0.124	3.1	0.020	0.5
.125	1/8"	0.125	3.2	0.125	3.2	0.136	3.5	0.020	0.5
#08	8	0.133	3.4	0.129	3.3	0.141	3.6	0.020	0.5
#07	7	0.148	3.8	0.144	3.7	0.158	4.0	0.020	0.5
#06	6	0.166	4.2	0.162	4.1	0.175	4.4	0.020	0.5
#05	5	0.186	4.7	0.182	4.6	0.198	5.0	0.020	0.5
#04	4	0.208	5.3	0.204	5.2	0.224	5.7	0.020	0.5
#03	3	0.234	5.9	0.229	5.8	0.249	6.3	0.020	0.5
0.25	1/4"	0.250	6.4	0.250	6.4	0.270	6.9	0.020	0.5
#02	2	0.263	6.7	0.258	6.6	0.278	7.1	0.020	0.5
#01	1	0.294	7.5	0.289	7.3	0.311	7.9	0.020	0.5
#00	0	0.330	8.4	0.325	8.3	0.347	8.8	0.020	0.5
.3125	5/16"	0.312	7.9	0.312	7.9	0.334	8.5	0.025	0.6
.375	3/8"	0.375	9.5	0.375	9.5	0.399	10.1	0.025	0.6
.4375	7/16"	0.438	11.1	0.438	11.1	0.462	11.7	0.025	0.6
.5	1/2"	0.500	12.7	0.500	12.7	0.524	13.3	0.025	0.6
.5625	9/16"	0.562	14.3	0.562	14.3	0.585	14.9	0.031	0.8
.625	5/8"	0.625	15.9	0.625	15.9	0.655	16.6	0.031	0.8
.75	3/4"	0.750	19.1	0.750	19.1	0.786	20.0	0.035	0.9
.875	7/8"	0.875	22.2	0.875	22.2	0.911	23.1	0.035	0.9
1	1"	1.000	25.4	1.000	25.4	1.036	26.3	0.035	0.9
1.125	1-1/8"	1.125	28.6	1.125	28.6	1.163	29.5	0.040	1.0
1.25	1-1/4"	1.250	31.8	1.250	31.8	1.290	32.8	0.040	1.0
1.375	1-3/8"	1.375	34.9	1.375	34.9	1.420	36.1	0.040	1.0
1.5	1-1/2"	1.500	38.1	1.500	38.1	1.550	39.4	0.045	1.1
2	2"	2.000	50.8	2.000	50.8	2.070	52.6	0.060	1.5
2.5	2-1/2"	2.500	63.5	2.500	63.5	2.527	64.2	0.070	1.8

PVC - Non-Shrinkable Tubing continued on next page

Configuration

IEWC Code	Configuration
	Bulk
C	Cut Pieces

Additional Attribute(s)

IEWC Code	Attribute
F	Flame Retardant
L	Light Wall
M	Medium Wall
H	Heavy Wall

Notes

- Polyvinyl chloride (PVC) material
- RoHS Compliant

Alternative Constructions

- Cross-linked polyolefin (XLPO) material
- Polyurethane (PU) material
- Perfluoroalkoxy (PFA) Teflon® material
- Metric (mm) sizes
- 80°C, 85°C or 90°C temperature rating


Color

IEWC Code	Color
0	Black
1	Red
2	Green
3	Blue
4	Yellow
5	Orange
7	Purple
8	Gray
9	White
NA	Natural
Z	Clear

Available Certifications

SAE-AMS-I-7444 / MIL-I-7444-D,
 Type I & III, Class I & II
 MIL-I-631, Type F, Form U, Grade C,
 Class I & II, Category I
 MIL-I-22129
 ASTM D922, Grade C
 ASTM D3295
 ASMS 3653
 ELV Compliant
 FMVSS 302

Spiral Wrap



Spiral Wrap Example Part Number

Product Type	Configuration	Material	Additional Attribute(s)	Size		Color
SW		PE		.5	-	NA

Configuration

IEWC Code	Configuration
	Bulk
C	Cut Pieces

Additional Attribute(s)

IEWC Code	Attribute
UV	UV/Weather Resistant
SE	Self-Extinguishing

Material

IEWC Code	Material	Continuous Operating Temperature	Color	Available Specifications
PE	Polyethylene	-60°C to 88°C	Natural	Federal Specification LP390
		-40°C to 50°C	Black	MIL-I-631D, MIL-P-21922A, Federal Specification LP390
FRPE	Flame Retardant Polyethylene (UL 94 V1)	-20°C to 80°C	Various	-
N	Polyamide 6 (Nylon), Self Extinguishing	-40°C to 121°C	Natural, Black	-
TFE	Teflon, Non-Flammable	-268°C to 260°C	Natural	MIL-M-20693B Type I, MIL-M-22096A LP 410A, MIL-M-19098
			Black	MIL-M-206393A Type II, MIL-M-22096 LP 410A, MIL-T-47287A Type II, AS 1294
			Natural	AMS 3651C, AMS 3653C, AMS 3654, AMS 3655, ASTM D3295, MIL-I-22129C, MIL-P-22296B, MIL-T-47287A Type 1, AS 1294

Size

IEWC Code	Size	Nominal Diameter		Maximum Bundle Diameter	
		in	mm	in	mm
.125	1/8"	0.125	3.2	0.50	12.7
.188	3/16"	0.188	4.8	1.00	25.4
.25	1/4"	0.250	6.4	2.00	50.8
.375	3/8"	0.375	9.5	2.50	63.5
.5	1/2"	0.500	12.7	3.00	76.2
.75	3/4"	0.750	19.1	4.00	101.6
1	1"	1.000	25.4	5.00	127.0

Color

IEWC Code	Color
0	Black
1	Red
2	Green
3	Blue
4	Yellow
5	Orange
6	Brown
7	Purple
8	Gray
9	White
NA	Natural
P	Pink
Z	Clear

PET Polyester - Expandable Sleeving

-75°C to 125°C



PET Polyester - Expandable Sleeving Example Part Number

Product Type	Configuration	Material	Size	Additional Attribute(s)	Color
SLV		PT	.25	F -	0

Size

IEWC Code	Nominal Diameter	Minimum Expansion		Maximum Expansion	
		in	mm	in	mm
.125	1/8"	0.094	2.4	0.250	6.4
.25	1/4"	0.125	3.2	0.438	11.1
.375	3/8"	0.188	4.8	0.625	15.9
.5	1/2"	0.250	6.4	0.750	19.1
.625	5/8"	0.375	9.5	1.00	25.4
.75	3/4"	0.500	12.7	1.25	31.8
1	1"	0.625	15.9	1.63	41.3
1.25	1-1/4"	0.750	19.1	1.75	44.5
1.5	1-1/2"	1.000	25.4	2.50	63.5
1.75	1-3/4"	1.250	31.8	2.75	69.9
2	2"	1.500	38.1	3.50	88.9
2.5	2-1/2"	1.750	44.5	4.50	114.3
3	3"	2.500	63.5	4.75	120.7

Configuration

IEWC Code	Configuration
	Bulk
C	Cut Pieces

Additional Attribute(s)

IEWC Code	Attribute
F	Flame Retardant
H	Heavy Wall
NF	Non-Fraying
R	Semi Rigid
X	Extra Flexible

Color

IEWC Code	Color
0	Black
09	Black/White
1	Red
1N	Neon Red
2	Green
2N	Neon Green
3	Blue
3N	Neon Blue
4	Yellow
4N	Neon Yellow
5	Orange
7	Purple
8	Gray
9	White
B	Beige
PN	Neon Pink
Z	Clear

Notes

- Polyethylene terephthalate (PET) monofilament yarns
- Halogen free

Alternative Constructions

- Ethylene chlorotrifluoroethylene (ECTFE) Halar® monofilament yarns
- Nylon monofilament yarns
- Split hook and loop sleeving

Available Certifications

- FAR 25
- FMVSS 302

Fiberglass Sleeving



Fiberglass Sleeving Example Part Number

Product Type	Material	Configuration	Size	Additional Attribute(s)	Color	NEMA Grade
SLV	FA		#08	-	T	GC

Material

IEWC Code	Material	Operating Temperature	Available Colors
PV	PVC/Vinyl Coated Fiberglass	130°C	Black and White
FA	Acrylic Coated Fiberglass	155°C	Black, White and Natural
FS	Silicone Rubber Coated Fiberglass	200°C	Black, White, Tan and Red Iron Oxide
F	Fiberglass	240°C	Natural, Silver and Gray
F	Heat Treated Fiberglass	240°C	Black, Tan, Red and Yellow

Configuration

IEWC Code	Configuration
	Bulk
C	Cut Pieces

Additional Attribute(s)

IEWC Code	Attribute
F	Flame Retardant
H	Heavy Wall
NF	Non-Fraying

Color

IEWC Code	Color
0	Black
1	Red/Red Iron Oxide
4	Yellow
8	Gray
9	White
NA	Natural
S	Silver
T	Tan

NEMA Grade

IEWC Code	NEMA Grade
GA	Grade A
GB	Grade B
GC	Grade C
GC1	Grade C1
GC2	Grade C2
GC3	Grade C3

Fiberglass sleeving continued on next page

Size

IEWC Code	ASTM Size	Maximum Diameter		Nominal Diameter		Minimum Diameter	
		in	mm	in	mm	in	mm
#24	24	0.027	0.7	0.022	0.6	0.020	0.5
#22	22	0.032	0.8	0.027	0.7	0.025	0.6
#20	20	0.039	1.0	0.034	0.9	0.032	0.8
#18	18	0.049	1.2	0.042	1.1	0.040	1.0
#16	16	0.061	1.5	0.053	1.3	0.051	1.3
#15	15	0.066	1.7	0.059	1.5	0.057	1.4
#14	14	0.072	1.8	0.066	1.7	0.064	1.6
#13	13	0.080	2.0	0.076	1.9	0.072	1.8
#12	12	0.089	2.3	0.085	2.2	0.081	2.1
#11	11	0.101	2.6	0.095	2.4	0.091	2.3
#10	10	0.112	2.8	0.106	2.7	0.102	2.6
#09	9	0.124	3.1	0.118	3.0	0.114	2.9
#08	8	0.141	3.6	0.133	3.4	0.129	3.3
#07	7	0.158	4.0	0.148	3.8	0.144	3.7
#06	6	0.178	4.5	0.166	4.2	0.162	4.1
#05	5	0.198	5.0	0.186	4.7	0.182	4.6
#04	4	0.224	5.7	0.208	5.3	0.204	5.2
#03	3	0.249	6.3	0.234	5.9	0.229	5.8
#02	2	0.278	7.1	0.263	6.7	0.258	6.6
#01	1	0.311	7.9	0.294	7.5	0.289	7.3
.323	5/16"	0.334	8.5	0.323	8.2	0.313	8.0
#00	0	0.347	8.8	0.330	8.4	0.325	8.3
.375	3/8"	0.399	10.1	0.387	9.8	0.375	9.5
.438	7/16"	0.462	11.7	0.450	11.4	0.438	11.1
.5	1/2"	0.524	13.3	0.512	13.0	0.500	12.7
.5625	9/16"	0.585	14.9	0.574	14.6	0.563	14.3
.625	5/8"	0.655	16.6	0.640	16.3	0.625	15.9
.75	3/4"	0.786	20.0	0.768	19.5	0.750	19.1
.875	7/8"	0.911	23.1	0.893	22.7	0.875	22.2
1	1"	1.036	26.3	1.018	25.9	1.000	25.4

Alternative Constructions

- Metric (mm) sizes

Available Certifications

MIL-I-3190

Convuluted Tubing / Corrugated Loom



Convuluted Tubing / Corrugated Loom Example Part Number

Product Type	Configuration	Size	Material	Color
LM	NS	.25	N	0

Size

IEWC Code	Nominal Diameter	Nominal Inner Diameter		Nominal Outer Diameter	
		in	mm	in	mm
.125	1/8"	0.174	4.4	0.270	6.9
05MM	5mm	0.206	5.2	0.307	7.8
06MM	6mm	0.244	6.2	0.386	9.8
.25	1/4"	0.278	7.1	0.387	9.8
07MM	7mm	0.284	7.2	0.388	9.9
.3125	5/16"	0.323	8.2	0.427	10.8
09MM	9mm	0.357	9.1	0.496	12.6
10MM	10mm	0.409	10.4	0.544	13.8
.375	3/8"	0.420	10.7	0.540	13.7
.4375	7/16"	0.475	12.1	0.598	15.2
.5	1/2"	0.505	12.8	0.675	17.1
13MM	13mm	0.508	12.9	0.677	17.2
14MM	14mm	0.567	14.4	0.701	17.8
15MM	15mm	0.589	15.0	0.755	19.2
.59	19/32"	0.605	15.4	0.778	19.8
16MM	16mm	0.643	16.3	0.803	20.4
.625	5/8"	0.650	16.5	0.818	20.8
18MM	18mm	0.688	17.5	0.863	21.9
19MM	19mm	0.762	19.4	0.972	24.7
.75	3/4"	0.772	19.6	0.932	23.7
.875	7/8"	0.873	22.2	1.107	28.1
22MM	22mm	0.874	22.2	1.119	28.4
1	1"	0.917	23.3	1.106	28.1
25MM	25mm	1.010	25.7	1.252	31.8
1.0625	1 1/16"	1.065	27.1	1.335	33.9
28MM	28mm	1.099	27.9	1.327	33.7
29MM	29mm	1.140	29.0	1.370	34.8
30MM	30mm	1.181	30.0	1.480	37.6
1.125	1 1/8"	1.193	30.3	1.456	37.0
1.25	1 1/4"	1.281	32.5	1.460	37.1
1.375	1 3/8"	1.383	35.1	1.610	40.9
1.5	1 1/2"	1.531	38.9	1.851	47.0
2	2"	1.892	48.1	2.156	54.8
2.5	2 1/2"	2.482	63.0	2.823	71.7
3.5	3 1/2"	3.520	89.4	3.878	98.5

Convuluted Tubing / Corrugated Loom continued on next page

Configuration

IEWC Code	Configuration
C	Cut Piece
S	Slit
NS	Non-Slit

Material

IEWC Code	Material	Operating Temperature
N	Nylon	125°C (257°F)
FN	Flex Nylon	125°C (257°F)
PE	Polyethylene	93°C (200°F)
FRPE	Flame Retardant Polyethylene	93°C (200°F)
FRPP	Flame Retardant Polypropylene	105°C (221°F)
TF	PTFE	260°C (500°F)
AC	Asphalt Coated Cotton/Polyester	90°C (194°F)

Notes

- Loom "T" fittings and other adapters also available

Alternative Constructions

- Nylon liquid-tight conduit
- Jacketed metallic liquid-tight conduit

Color

IEWC Code	Color
0	Black
03	Black/Blue
06	Black/Brown
08	Black/Gray
1	Red
2	Green
3	Blue
32	Blue/Green
4	Yellow
5	Orange
6	Brown
8	Gray
NA	Natural

Available Certifications

- Ford
- Chrysler
- Delphi
- Toyota
- ASTM

Additional Wire Management Products

Many additional products available in the categories listed below

Cable Ties & Accessories

Auto & Manual Tools, Clips, Clamps, Mounts, Grip Ties, & Specialty Engineered Products

Wiring Duct

Solid, Slotted, High-Density & DIN Style

Heat Shrink Shapes & Boots

Specialty Molded Shapes, Marking Systems, Boots, End Caps & Bus Bar Insulation

Tape & Adhesives

Vinyl, Insulating & Specialty

Terminals

Applicators, Reel-Fed & Crimp Seal

Lugs & Power Connectors

Compression, Split-Bolt, Mechanical & Tools

Plugs, Receptacles & Cam-Locks

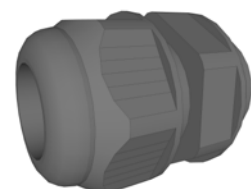
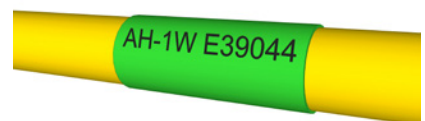




15, 20, 30 & 50 Amp, & Industrial Connectors

Identification Products

Application Systems, Printers, Software, Labels & Markings

Cable Grips & Strain Reliefs

Single Hole, Multi-Hole, Glands & Flat Cable Grips



Product Indexes

Product Indexes

UL AWM Wire Styles (1004-1516)

AWM Style	Temperature	Voltage	Insulation	Page(s)
1004	80°C	NS	PVC	143
1005	90°C	NS	PVC	143
1006	105°C	NS	PVC	143
1007	80°C	300V	PVC	2, 44, 131
1008	80°C	300V	PVC/Nylon	144
1009	90°C	300V	PVC/Nylon	144
1010	105°C	300V	PVC/Nylon	144
1011	80°C	600V	PVC	3, 4, 132
1012	80°C	600V	PVC/Nylon	145
1013	90°C	600V	PVC	3, 132
1014	90°C	600V	PVC/Nylon	145
1015	105°C	600V	PVC	3, 45, 132
1016	105°C	600V	PVC/Nylon	145
1028	105°C	600V	PVC	4
1032	90°C	1000V	PVC	3, 4
1056	105°C	600V	PVC	5
1060	105°C	600V	PVC	6
1061	80°C	300V	SRPVC	7, 130
1164	150°C	300V	PTFE	50
1180	200°C	300V	PTFE	50, 134
1198	150°C	600V	PTFE	8, 51
1199	200°C	600V	PTFE	51
1212	80°C	NS	PTFE	9
1213	105°C	NS	PTFE	9, 133
1230	105°C	600V	PVC	3
1231	105°C	600V	PVC	4
1232	105°C	600V	PVC	4
1275	105°C	600V	PVC	5
1276	105°C	600V	PVC	6
1283	105°C	600V	PVC	4, 100
1284	105°C	600V	PVC	4
1316	90°C	600V	PVC/Nylon	98-99
1329	105°C	600V	PVC	6
1330	200°C	600V	FEP	52
1331	150°C	600V	FEP	10, 52
1332	200°C	300V	FEP	53
1333	150°C	300V	FEP	11, 53
1335	90°C	600V	PVC	3
1338	90°C	600V	PVC	4
1339	90°C	600V	PVC	4
1346	105°C	600V	PVC	4
1371	105°C	NS	PTFE	12, 135
1408	90°C	600V	PVC/Nylon	98-99
1422	105°C	NS	PVDF	13
1423	105°C	NS	PVDF	14
1429	80°C	150V	XL PVC	15, 130
1430	105°C	300V	XL PVC	16, 131
1431	105°C	600V	XL PVC	132
1452	90°C	1000V	PVC/Nylon	98-99
1516	105°C	NS	ETFE	17

UL AWM Wire Styles (1523-3268)

AWM Style	Temperature	Voltage	Insulation	Page(s)
1523	105°C	NS	ETFE	18
1534	80°C	NS	XL PVC	15
1536	80°C	NS	XL PVC	15
1557	105°C	NS	XL PVC	16
1569	105°C	300V	PVC	2, 44, 131, 226-227
1581	80°C	300V	PVC	2, 223, 226-228
1659	250°C	600V	PTFE	60
1726	250°C	300V	PFA	61
1727	250°C	600V	PFA	62
1815	250°C	300V	PTFE	63
1911	250°C	25kV	Any	90
3039	90°C	600V	Neoprene	20
3044	90°C	300V	Neoprene	19
3046	90°C	600V	Neoprene	20
3048	90°C	600V	Neoprene	20
3049	90°C	600V	Neoprene	20
3068	150°C	300V	Silicone/Fiberglass	21
3069	150°C	600V	Silicone/Fiberglass	22
3070	150°C	600V	Silicone/Fiberglass	22
3071	200°C	600V	Silicone/Fiberglass	54
3074	200°C	600V	Silicone/Fiberglass	54
3075	200°C	600V	Silicone/Fiberglass	54
3101	150°C	600V	Silicone/Fiberglass	22
3122	200°C	300V	Silicone/Fiberglass	55
3123	150°C	600V	Silicone	23
3125	200°C	600V	Silicone/Fiberglass	54
3126	200°C	600V	Silicone/Fiberglass	54
3127	150°C	600V	Silicone/Fiberglass	22
3135	200°C	600V	Silicone	56
3172	200°C	600V	Silicone/Fiberglass	54
3173	125°C	600V	XLPE	24
3190	105°C	300V	CSPE	25
3191	105°C	600V	CSPE	26
3192	105°C	600V	CSPE	26
3193	105°C	600V	CSPE	26
3195	125°C	600V	XLPE	24
3196	125°C	600V	XLPE	24
3212	150°C	600V	Silicone	27
3213	150°C	600V	Silicone	27
3214	150°C	600V	Silicone	27
3231	200°C	600V	Silicone/Fiberglass	22, 54
3239	200°C	50kV	Silicone	82-89
3251	250°C	600V	Silicone	64
3252	250°C	600V	Silicone/Fiberglass	65
3253	250°C	300V	Silicone	66
3254	250°C	300V	Silicone/Fiberglass	67
3257	250°C	25kV	Silicone	91
3265	125°C	150V	XLPE	28
3266	125°C	300V	XLPE	29
3268	200°C	600V	Silicone	56

Product Indexes

UL AWM Wire Styles (3271-11028)

AWM Style	Temperature	Voltage	Insulation	Page(s)
3271	125°C	600V	XLPE	30, 35
3284	125°C	600V	EPDM	31
3289	150°C	600V	XLPE	32
3304	200°C	10kV	Silicone	92
3309	105°C	600V	CSPE	40
3311	90°C	600V	EPDM	33
3320	90°C	600V	XLPE	34
3321	150°C	600V	XLPE	35
3328	125°C	600V	EPDM	36
3340	125°C	600V	EPDM	37, 41
3357	90°C	5kV	EPDM	80
3374	125°C	600V	EPDM	37, 41
3386	105°C	600V	XLPE	38
3410	150°C	600V	Silicone/Aramid	39, 57
3499	150°C	7.5kV	EPDM	81
3505	150°C	600V	XLPE	35
3512	200°C	600V	Silicone/Fiberglass/Silicone	56, 58
3530	200°C	600V	Silicone	56
3591	105°C	1000V	CSPE	40
3604	200°C	600V	Silicone/Fiberglass/Silicone	58
3614	125°C	1000V	EPDM	41
3637	250°C	600V	Silicone/Fiberglass/Silicone	68
3644	200°C	1000V	Silicone/Fiberglass/Silicone	93
5107	450°C	600V	Mica/Fiberglass	74
5127	250°C	600V	PTFE/Fiberglass	70
5128	450°C	300V	Mica/Fiberglass	75
5180	250°C	300V	PTFE/Fiberglass	69
5196	250°C	600V	PTFE/Fiberglass	70
5251	250°C	600V	PTFE/Fiberglass	70
5256	250°C	600V	PTFE/Fiberglass	71
5257	250°C	300V	PTFE/Fiberglass	72
5334	450°C	300V	Mica/Fiberglass	76
5335	450°C	600V	Mica/Fiberglass	77
5359	450°C	600V	Mica/Fiberglass	78
10002	105°C	300V	SRPVC	7
10086	200°C	600V	ETFE	59
10109	150°C	300V	ETFE	42
10269	105°C	1000V	PVC	4
10362	250°C	600V	PFA	73
11028	105°C	600V	mPPE	43

UL AWM Multi-Conductor Cable Styles

AWM Style	Temperature	Voltage	Insulation/Jacket	Pages
1309	80°C	300V	PE/PVC	226-227
1841	105°C	600V	PVC/Nylon	98
2092	60°C	300V	PE/PVC	188
2093	60°C	300V	PE/PVC	188
2094	60°C	300V	PE/PVC	188
2095	80°C	300V	NS/PVC	188
2106	60°C	600V	FRPE/PVC	232
2107	60°C	600V	FRPE/PVC	232
2343	80°C	NS	NS/PVC	188
2448	60°C	30V	NS/PVC	188
2463	80°C	600V	NS/PVC	232
2464	80°C	300V	NS/PVC	188-189
2490	60°C	NS	NS/PVC	188
2493	60°C	NS	NS/PVC	188
2501	105°C	600V	NS/PVC	232
2509	80°C	300V	NS/PVC	188
2576	80°C	150V	NS/PVC	188
2582	60°C	150V	PE/PVC	188
2586	105°C	600V	NS/PVC	232
2587	90°C	600V	NS/PVC	232
2598	60°C	300V	NS/PVC	188
2661	80°C	300V	NS/PVC	188
2717	80°C	NS	PP/PVC	188
2835	60°C	30V	NS/PVC	188
2919	80°C	30V	NS/PVC	188
2960	60°C	30V	PP/PVC	188
20093	60°C	150V	PP/PVC	188
20229	150°C	300V	NS/FEP	188
20233	80°C	300V	NS/TPU	188
20234	80°C	600V	NS/PUR	232
20237	125°C	300V	NS/TPE	189
20238	125°C	600V	NS/TPE	229
20626	80°C	300V	NS/TPE	188, 232
20668	90°C	300V	NS/TPU	188
20952	105°C	600V	NS/PUR	232

Product Indexes

Military Wire & Cable Styles

MIL Style	NEMA Style	SAE Style	Temperature	Voltage	Insulation	Pages
MIL-W-16878/1	N/A	N/A	105°C	600V	PVC	15, 130
MIL-DTL-16878/2	N/A	N/A	105°C	1000V	PVC	16, 131
MIL-DTL-16878/3	N/A	N/A	105°C	3kV	PVC	132
MIL-W-16878/4	HP-3-E	N/A	200°C	600V	PTFE	9, 133
MIL-W-16878/5	HP-3-EE	N/A	200°C	1000V	PTFE	50, 134
MIL-W-16878/6	HP-3-ET	N/A	200°C	250V	PTFE	12, 135
MIL-DTL-16878/7	HP-6-S	N/A	200°C	600V	Silicone	136
MIL-DTL-16878/8	HP-6-SS	N/A	200°C	1000V	Silicone	137
MIL-W-16878/11	HP-4-K	N/A	200°C	600V	FEP	138
MIL-W-16878/12	HP-4-KK	N/A	200°C	1000V	FEP	139
MIL-DTL-16878/14	HP-6-L	N/A	125°C	600V	XLPE	28, 140
MIL-DTL-16878/15	HP-6-LL	N/A	125°C	1000V	XLPE	29, 141
MIL-DTL-16878/16	HP-6-LX	N/A	125°C	3kV	XLPE	30, 142
MIL-DTL-16878/17	N/A	N/A	105°C	600V	PVC/Nylon	143
MIL-DTL-16878/18	N/A	N/A	105°C	1000V	PVC/Nylon	144
MIL-DTL-16878/19	N/A	N/A	105°C	3kV	PVC/Nylon	145
MIL-W-16878/36	HP-8-LS	N/A	105°C	600V	XLPE	146
MIL-W-22759/5	N/A	AS22759/5	200°C	600V	PTFE	147
MIL-W-22759/6	N/A	AS22759/6	260°C	600V	PTFE	148
MIL-W-22759/7	N/A	AS22759/7	200°C	600V	PTFE	149, 180-181
MIL-W-22759/8	N/A	AS22759/8	260°C	600V	PTFE	150, 180-181
MIL-W-22759/9	N/A	AS22759/9	200°C	1000V	PTFE	151, 180-181
MIL-W-22759/10	N/A	AS22759/10	260°C	1000V	PTFE	152, 180-181
MIL-W-22759/11	N/A	AS22759/11	200°C	600V	PTFE	153, 180-181
MIL-W-22759/12	N/A	AS22759/12	260°C	600V	PTFE	154, 180-181
MIL-W-22759/16	N/A	AS22759/16	150°C	600V	ETFE	155, 180-181
MIL-W-22759/18	N/A	AS22759/18	150°C	600V	ETFE	156, 180-181
MIL-W-22759/19	N/A	AS22759/19	150°C	600V	ETFE	157
MIL-W-22759/20	N/A	AS22759/20	200°C	1000V	PTFE	158
MIL-W-22759/22	N/A	AS22759/22	200°C	600V	PTFE	159
MIL-W-22759/32	N/A	AS22759/32	150°C	600V	XLETPE	160, 180-181
MIL-W-22759/33	N/A	AS22759/33	200°C	600V	XLETPE	161, 180-181
MIL-W-22759/34	N/A	AS22759/34	150°C	600V	XLETPE/XLETPE	162, 180-181
MIL-W-22759/35	N/A	AS22759/35	200°C	600V	XLETPE/XLETPE	163, 180-181
MIL-W-22759/41	N/A	AS22759/41	200°C	600V	XLETPE/XLETPE	164, 180-181
MIL-W-22759/43	N/A	AS22759/43	200°C	600V	XLETPE/XLETPE	165, 180-181
MIL-W-22759/44	N/A	AS22759/44	200°C	600V	XLETPE	166, 180-181
MIL-W-22759/46	N/A	AS22759/46	200°C	600V	XLETPE	167
MIL-W-22759/87	N/A	AS22759/87	260°C	600V	Layered PTFE Tape	168
MIL-W-25038/1	N/A	N/A	260°C	600V	Silicone/PTFE Tape/Fiberglass	169
MIL-W-25038/3	N/A	N/A	260°C	600V	Polyimide Tape/PTFE Tape	170, 180-181
MIL-W-5086/1	N/A	AS50861/1	105°C	600V	PVC/Nylon	171
MIL-W-5086/2	N/A	AS50861/2	150°C	600V	PVC/Glass Braid/Nylon	172
MIL-W-81044/9	N/A	AS81044/9	150°C	600V	XL-Polyalkene/XLPVDF	173, 180-181
MIL-W-81044/12	N/A	AS81044/12	150°C	600V	XL-Polyalkene/XLPVDF	174, 180-181
MIL-DTL-81381/11	N/A	N/A	200°C	600V	Polyimide Tape/Polyimide	175, 180-181
MIL-DTL-81381/12	N/A	N/A	200°C	600V	Polyimide Tape/Polyimide	176
MIL-W-81822/3	N/A	N/A	105°C	NS	PVDF	13-14
M76-HWP	N/A	N/A	80°C	2.5kV	PVC	178
M76-MWP	N/A	N/A	80°C	1000V	PVC	177
MIL-DTL-27500	WC27500	N/A	Varies	Varies	Varies	180-181

All specifications subject to change without notice. IEWC makes every reasonable effort to ensure the accuracy of the information in this catalog but provides the information with no warranty as to the completeness or accuracy of the information provided. IEWC assumes no responsibility for the use of, or reliance on, the information provided herein and disclaims all liability for any and all damages arising out of the use of, or reliance on, this information.