

# ABA Industry, Inc.

## Specification for Approval

### Product Part Number

- TUR2404N09XX

### Product Description

- U/UTP, 24AWG solid bare copper, CAT.5E, CMR
- With rip cord

### Product Features

- High performance of transmission.
- High quality of safety property.
- Sweep frequency up to 350 MHz.
- Reelex I carton and easy to pull out.
- Carton with one layer corrugated design providing sufficient strength and saving packaging space.

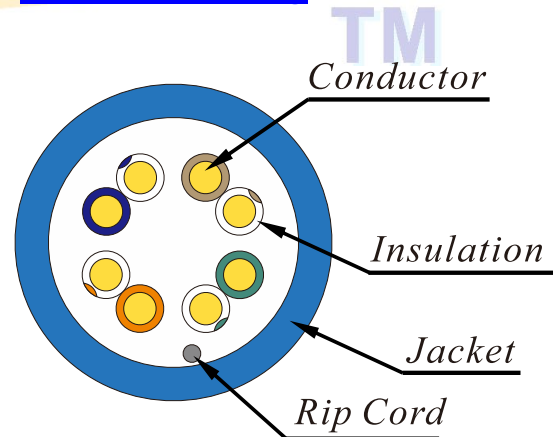
### Application

- Structure cabling for horizontal and building backbone cable.
- Transmission of digital and analogue for data, video and audio applications.
- IEEE 802.3u 100BASE-T and legacy speeds.
- CDDI / ATM / Token Ring
- IEEE 802.3af (PoE) / IEEE 802.3at (PoE+) / IEEE 802.3bt (PoE++)

### Applicable Standard

- Electrical Transmission
  - ANSI/TIA-568.2-D (2018)
  - ISO/IEC 11801-1
  - IEC 61156-5 (Edition 2.1)
- Flame Test
  - UL 1666 (CMR)
- Material and Construction
  - UL 444
  - CSA 22.2 NO.214
- EU Directive 2011/65/EU & 2015/863/EU
- EU Directive 2006/95/EC (LVD)
- CPR Class Eca

### Sectional Drawing



All Material According To SS-00259

Establish Date	2014.03.01	Edition	1.5	Revised Date	2022.07.27
----------------	------------	---------	-----	--------------	------------

**ABA Industry, Inc.**  
639 EAST WALNUT STREET  
CARSON, CA 90746  
NEW TELEPHONE # 310-327-7670  
NEW FAX # 310-808-0778  
TOLL FREE 888-534-7776

# ABA Industry, Inc.

## Specification for Approval

### Material and Construction

Conductor	Material	24AWG solid bare copper	
Insulation	Material	Polyolefin (PO)	
	Color code & diameter	Blue & white/blue	0.87 ± 0.02 mm
		Orange & white/orange	0.86 ± 0.02 mm
		Green & white/green	0.87 ± 0.02 mm
Brown & white/brown		0.86 ± 0.02 mm	
Twisted	Description	Left hand direction	
Assembly	Description	Left hand direction	
Rip cord	Material	Polyester multi-yarn	
Jacket	Material	Flame retardant polyvinyl chloride (FRPVC)	
	Diameter	4.8 ± 0.2 mm	
	Thickness	0.50 ± 0.05 mm	
	Color	Per customer's request	
Marking	ELITE 350 CAT 5E GIGASYSTEM TESTED TO 350MHz---E142890 UTP 4PR 24AWG 75°C C(UL)US CMR---FT4 ETL VERIFIED TO TIA-568.2-D mmyy <sup>1</sup> RoHS COMPLIANT XXXFT Note 1: mmyy is date code.		

### Usage & Environmental Condition

Temperature range	Storage & shipping	-20°C to 75°C
	Installation	0°C to 60°C
	Operation	-20°C to 60°C
Minimum bending radius	≥ 4 times of overall diameter	
Maximum pulling tension	≤ 110 N	

# ABA Industry, Inc.

## Specification for Approval

### Physical & Electrical Characteristics (at 20°C)

Voltage and Temperature rating	300V / 75°C
Spark test	2.5 KV DC
AC leakage current through overall jacket	≤ 10mA (1.5KV AC)
Cable cold bend	-20°C for 4 hr
Conductor DC resistance	≤ 9.38 Ω/100m
Resistance unbalance	≤ 5%
Dielectric strength	1.5 KV ac for 2 s
Insulation resistance	≥ 5000 MΩ · km
Mutual capacitance	≤ 5.6 nF/100m
Capacitance unbalance pair-to-ground	≤ 330 pF/100m
Nominal Velocity of Propagation	70%

### Transmission Performance (at 20°C)

Frequency (MHz)	IL	NEXT	PS.NEXT	ACR	PS.ACR	ACRF	PS.ACRF	RL	Propagation Delay	Delay Skew
	Max. dB/100m	Min. dB/100m	Min. dB/100m	Min. dB/100m	Min. dB/100m	Min. dB/100m	Min. dB/100m	Min. dB/100m	Max. ns/100m	Max. ns/100m
1	2.04	65.30	62.30	63.26	60.26	63.80	60.80	20.00	570.00	45.00
4	4.05	56.27	53.27	52.22	49.22	51.76	48.76	23.01	552.00	
8	5.77	51.75	48.75	45.99	42.99	45.74	42.74	24.52	546.73	
10	6.47	50.30	47.30	43.83	40.83	43.80	40.80	25.00	545.38	
16	8.25	47.24	44.24	38.99	35.99	39.72	36.72	25.00	543.00	
20	9.27	45.78	42.78	36.52	33.52	37.78	34.78	25.00	542.05	
25	10.42	44.33	41.33	33.91	30.91	35.84	32.84	24.32	541.20	
31.25	11.72	42.88	39.88	31.15	28.15	33.90	30.90	23.64	540.44	
62.5	16.99	38.36	35.36	21.37	18.37	27.88	24.88	21.54	538.55	
100	21.98	35.30	32.30	13.33	10.33	23.80	20.80	20.11	537.60	
150	27.54	32.66	29.66	5.11	2.11	20.28	17.28	18.87	536.94	
200	32.42	30.78	27.78	N.A.	N.A.	17.78	14.78	18.00	536.55	
250	36.85	29.33	26.33	N.A.	N.A.	15.84	12.84	17.32	536.28	
300	40.97	28.14	25.14	N.A.	N.A.	14.26	11.26	16.77	536.08	
350	44.85	27.14	24.14	N.A.	N.A.	12.92	9.92	16.30	535.92	

Values above 100MHz are for information only.

# ABA Industry, Inc.

## Specification for Approval

### Shipping Information

Item	Dimension	Nominal net weight
Cable	305 m	8.51 kg (18.76 lb)
Reelex I Carton	L370 x W179 x H370 mm	0.78 kg
Pallet	1100 x 1150 x 110 mm	14.1 kg

Container type	Capacity of pallet	Pallet of carton	Capacity of carton
20 feet	20	45/45	900
40 feet	40	45/45	1800
40 feet (HQ)	40	54/45	1980

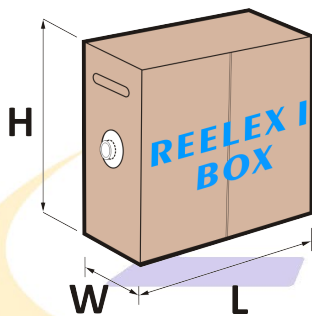
Shipping could use standard delivery form or per customer's request.

Package information above is calculated by maximum container capacity, and for reference only.

All shipments must follow your local transportation regulation for gross weight limit.


### Schematic Drawing of Carton

One layer corrugated Reelex I carton.

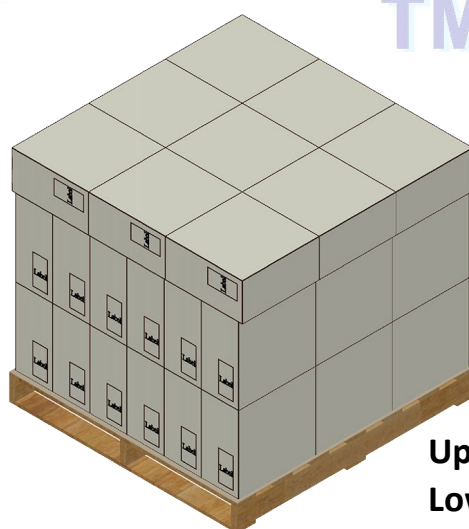


### Schematic Drawing of Package

Each package of pallet delivered with plastic wrap, packing strap and paper corner protector.



**HQ Lower Pallet**



**Upper Pallet  
Lower Pallet**

**HQ Upper Pallet**

AK001 / 210×297 / 1.1

### Revised Information

Edition	Revised Description	Revised Date
1.4	Change the Package Pictures.	2022.06.06
1.5	Add Voltage rating	2022.07.27