


Type E Cables—MIL-W-16878/4 components



Construction Details

Component wire conductor:

Silver- or nickel-plated copper.

Component wire insulation:

Extruded PTFE.

Shield:

Silver-plated copper braid, 85% coverage.

Jacket:

Extruded FEP or PTFE tape.

Colors:

Component wires color coded to MIL-STD-104;
Jacket colors: White preferred; also available in
10 basic colors (see page 26).

Type E cables are shielded and jacketed cables with extruded FEP or PTFE tape jackets, incorporating MIL-W-16878/4 wires. These component wires are insulated with extruded PTFE, and have either silver-plated copper or nickel-plated copper conductors.

Cables with PTFE jackets are available with our unique **Seamless Wrap** PTFE tape (see page 2 for details).

Performance:

Voltage rating:

600V.

Temperature ratings:

Silver-plated conductors and either jacket: -55 to 200° C.

Nickel-plated conductors and PTFE jacket: -55 to 260° C.

Nickel-plated conductors and and FEP jacket: -55 to 200° C.

See page 27 for component wire dimensions.

Part Numbers:

10 - **TE** - **3726** (**3**) **SXE**

Component wire AWG
Component wire—
TE: Silver-plated copper
TEN: Nickel-plated copper

Jacket material—**STJ**: PTFE tape; **SXE**: extruded FEP

Number of component wires

Component wire stranding (see tables)

Dimensions and Weight—1 Conductor Cables

Component Wire AWG	Stranding	Shield Diameter	Jacket Diameter	Weight
10	37/26	.161 (4.09)	.185 (4.70)	51.1 (76.0)
12	19/25	.125 (3.18)	.147 (3.73)	34.9 (51.9)
14	19/27	.115 (2.92)	.137 (3.48)	25.2 (37.5)
16	19/29	.100 (2.54)	.122 (3.10)	18.0 (26.8)
18	19/30	.090 (2.29)	.110 (2.79)	15.7 (23.4)
20	19/32	.080 (2.03)	.100 (2.54)	11.8 (17.6)
22	19/34	.072 (1.83)	.092 (2.34)	9.69 (14.4)
24	19/36	.066 (1.68)	.086 (2.18)	8.55 (12.7)
26	19/38	.056 (1.42)	.076 (1.93)	6.30 (9.37)
28	7/36	.052 (1.32)	.072 (1.83)	5.14 (7.65)
30	7/38	.049 (1.24)	.069 (1.75)	4.78 (7.11)
32	7/40	.047 (1.19)	.067 (1.70)	4.49 (6.68)

Dimensions and Weight—2 Conductor Cables

Component Wire AWG	Stranding	Shield Diameter	Jacket Diameter	Weight
10	37/26	.299 (7.59)	.329 (8.36)	98.0 (146)
12	19/25	.227 (5.77)	.251 (6.38)	66.5 (99.0)
14	19/27	.207 (5.26)	.231 (5.87)	46.5 (69.2)
16	19/29	.177 (4.50)	.199 (5.05)	33.4 (49.7)
18	19/30	.157 (3.99)	.179 (4.55)	27.8 (41.4)
20	19/32	.137 (3.48)	.159 (3.04)	21.3 (31.7)
22	19/34	.121 (3.07)	.143 (3.63)	16.5 (24.6)
24	19/36	.109 (2.77)	.131 (3.33)	13.8 (20.5)
26	19/38	.099 (2.51)	.121 (3.07)	11.7 (17.4)
28	7/36	.091 (2.31)	.113 (2.87)	9.56 (14.2)
30	7/38	.085 (2.16)	.107 (2.72)	8.73 (13.0)
32	7/40	.081 (2.06)	.103 (2.62)	6.71 (10.0)

Dimensions and Weight—3 Conductor Cables

Component Wire AWG	Stranding	Shield Diameter	Jacket Diameter	Weight
10	37/26	.325 (8.25)	.357 (9.06)	140 (208)
12	19/25	.247 (6.28)	.273 (6.94)	94.0 (140)
14	19/27	.221 (5.61)	.245 (6.22)	64.3 (95.7)
16	19/29	.189 (4.79)	.213 (5.40)	46.1 (68.6)
18	19/30	.167 (4.24)	.189 (4.80)	37.7 (56.1)
20	19/32	.146 (3.70)	.168 (4.26)	28.2 (42.0)
22	19/34	.128 (3.26)	.150 (3.82)	21.6 (32.1)
24	19/36	.115 (2.93)	.137 (3.49)	17.3 (25.7)
26	19/38	.105 (2.66)	.127 (3.22)	14.8 (22.0)
28	7/36	.096 (2.44)	.118 (3.00)	11.8 (17.6)
30	7/38	.090 (2.28)	.112 (2.84)	10.5 (15.6)
32	7/40	.085 (2.17)	.107 (2.73)	9.36 (13.9)

Dimensions and Weight—4 Conductor Cables

Component Wire AWG	Stranding	Shield Diameter	Jacket Diameter	Weight
10	37/26	.361 (9.16)	.393 (9.97)	180 (268)
12	19/25	.274 (6.96)	.302 (7.67)	122 (182)
14	19/27	.250 (6.34)	.276 (7.00)	82.7 (123)
16	19/29	.209 (5.30)	.235 (5.96)	58.1 (86.5)
18	19/30	.184 (4.69)	.206 (5.24)	47.3 (70.4)
20	19/32	.160 (4.07)	.182 (4.63)	35.0 (52.1)
22	19/34	.141 (3.58)	.163 (4.14)	26.3 (39.1)
24	19/36	.127 (3.22)	.149 (3.78)	21.2 (31.5)
26	19/38	.115 (2.91)	.137 (3.47)	17.8 (26.5)
28	7/36	.105 (2.67)	.127 (3.22)	14.1 (21.0)
30	7/38	.098 (2.48)	.120 (3.04)	12.6 (18.7)
32	7/40	.093 (2.36)	.115 (2.92)	11.5 (17.1)

Dimensions in inches (mm). Weights in pounds/1000 feet (Kg/1000 M). • All values nominal unless otherwise indicated. • Dimensions calculated using a circumscribed circle.

Type EE Cables—MIL-W-16878/5 components

Type EE cables are shielded and jacketed cables with extruded FEP or PTFE tape jackets, incorporating MIL-W-16878/5 wires. These component wires are insulated with extruded PTFE, and have either silver-plated copper or nickel-plated copper conductors.

Cables with PTFE jackets are available with our unique **Seamless Wrap** PTFE tape (see page 2 for details).

Performance:

Voltage rating: 1,000V.


Temperature ratings:

Silver-plated conductors and either jacket: -55 to 200° C.

Nickel-plated conductors and PTFE jacket: -55 to 260° C.

Nickel-plated conductors and and FEP jacket: -55 to 200° C.

See page 28 for component wire dimensions.



Construction Details

Component wire conductor:

Silver- or nickel-plated copper.

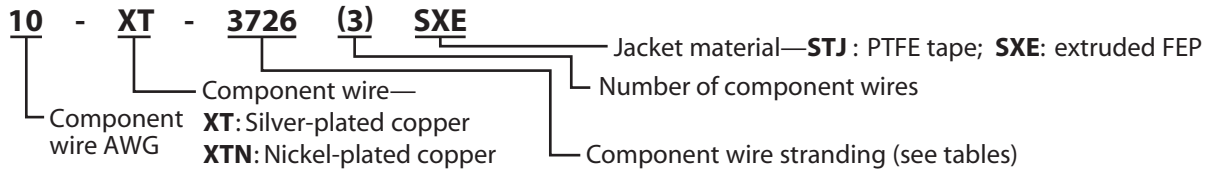
Component wire insulation: Extruded PTFE.

Shield: Silver-plated copper braid, 85% coverage.

Jacket: Extruded FEP or PTFE tape.

Colors: Component wires color coded to MIL-STD-104;
Jacket colors: White preferred; also available in 10 basic colors (see page 26).

Part Numbers:



Dimensions and Weight—1 Conductor Cables

Component Wire		Shield Diameter	Jacket Diameter	Weight
AWG	Stranding			
8	133/29	.227 (5.77)	.255 (6.48)	92.9 (138)
10	37/26	.165 (4.19)	.193 (4.90)	52.9 (78.7)
12	19/25	.144 (3.66)	.166 (4.22)	38.3 (57.0)
14	19/27	.125 (3.18)	.147 (3.73)	27.4 (40.8)
16	19/29	.110 (2.79)	.130 (3.30)	20.4 (30.4)
18	19/30	.100 (2.54)	.120 (3.05)	17.1 (25.4)
20	19/32	.090 (2.29)	.108 (2.74)	13.8 (20.5)
22	19/34	.082 (2.08)	.100 (2.54)	11.9 (16.2)
24	19/36	.076 (1.93)	.094 (2.39)	9.23 (13.7)
26	19/38	.066 (1.68)	.084 (2.13)	7.14 (10.6)
28	7/36	.061 (1.55)	.079 (2.01)	6.35 (9.45)
30	7/38	.059 (1.50)	.077 (1.96)	5.77 (8.59)
32	7/40	.057 (1.45)	.075 (1.91)	5.45 (8.11)

Dimensions and Weight—2 Conductor Cables

Component Wire		Shield Diameter	Jacket Diameter	Weight
AWG	Stranding			
8	133/29	.436 (11.1)	.470 (11.94)	190 (283)
10	37/26	.307 (7.80)	.337 (8.56)	100 (149)
12	19/25	.265 (6.73)	.289 (7.34)	71.4 (106)
14	19/27	.227 (5.77)	.251 (6.38)	51.5 (76.6)
16	19/29	.197 (5.00)	.219 (5.56)	37.8 (56.2)
18	19/30	.177 (4.50)	.199 (5.05)	31.4 (46.7)
20	19/32	.157 (3.99)	.179 (4.55)	24.6 (36.6)
22	19/34	.141 (3.58)	.163 (4.14)	19.8 (29.5)
24	19/36	.129 (3.28)	.151 (3.84)	16.5 (24.6)
26	19/38	.119 (3.02)	.141 (3.58)	14.2 (21.1)
28	7/36	.109 (2.77)	.131 (3.33)	12.7 (18.9)
30	7/38	.105 (2.67)	.127 (3.23)	11.1 (16.5)
32	7/40	.101 (2.57)	.123 (3.12)	9.14 (13.6)

Dimensions and Weight—3 Conductor Cables


Component Wire		Shield Diameter	Jacket Diameter	Weight
AWG	Stranding			
8	133/29	.467 (11.9)	.501 (12.72)	269 (400)
10	37/26	.328 (8.34)	.360 (9.15)	141 (210)
12	19/25	.283 (7.19)	.309 (7.85)	101 (150)
14	19/27	.242 (6.15)	.266 (6.76)	71.3 (106)
16	19/29	.210 (5.34)	.234 (5.94)	52.4 (78.0)
18	19/30	.189 (4.79)	.211 (5.35)	42.5 (63.2)
20	19/32	.167 (4.24)	.189 (4.80)	32.8 (48.8)
22	19/34	.150 (3.81)	.172 (4.36)	26.0 (38.7)
24	19/36	.137 (3.48)	.159 (3.04)	21.3 (31.7)
26	19/38	.126 (3.21)	.148 (3.76)	18.3 (27.2)
28	7/36	.115 (2.93)	.137 (3.49)	15.8 (23.5)
30	7/38	.111 (2.82)	.133 (3.38)	13.8 (20.5)
32	7/40	.107 (2.71)	.129 (3.27)	12.80 (19.0)

Dimensions and Weight—4 Conductor Cables

Component Wire		Shield Diameter	Jacket Diameter	Weight
AWG	Stranding			
8	133/29	.520 (13.2)	.568 (14.4)	359 (534)
10	37/26	.365 (9.28)	.397 (10.1)	182 (271)
12	19/25	.315 (7.99)	.343 (8.70)	131 (195)
14	19/27	.269 (6.83)	.295 (7.49)	91.5 (136)
16	19/29	.233 (5.91)	.257 (6.52)	66.1 (98.4)
18	19/30	.209 (5.30)	.231 (5.86)	53.4 (79.5)
20	19/32	.184 (4.69)	.206 (5.24)	40.8 (60.7)
22	19/34	.165 (4.20)	.187 (4.75)	31.9 (47.5)
24	19/36	.151 (3.83)	.173 (4.39)	26.0 (38.7)
26	19/38	.139 (3.52)	.161 (4.08)	17.8 (26.5)
28	7/36	.127 (3.22)	.149 (3.78)	14.1 (21.0)
30	7/38	.122 (3.09)	.144 (3.65)	12.6 (18.7)
32	7/40	.117 (2.97)	.139 (3.53)	11.5 (17.1)

Dimensions in inches (mm). Weights in pounds/1000 feet (Kg/1000 M). • All values nominal unless otherwise indicated. • Dimensions calculated using a circumscribed circle.

Type ET Cables—MIL-W-16878/6 components



Construction Details

Component wire conductor:

Silver- or nickel-plated copper.

Component wire insulation: Extruded PTFE.

Shield: Silver-plated copper braid, 85% coverage.

Jacket: Extruded FEP or PTFE tape.

Colors: Component wires color coded to MIL-STD-104;
Jacket colors: White preferred; also available in 10 basic colors (see page 26).

Type ET cables are shielded and jacketed cables with extruded FEP or PTFE tape jackets, incorporating MIL-W-16878/4 wires. These component wires are insulated with extruded PTFE, and have either silver-plated copper or nickel-plated copper conductors.

Cables with PTFE jackets are available with our unique **Seamless Wrap** PTFE tape (see page 2 for details).

Performance:

Voltage rating: 250V.

Temperature ratings:

Silver-plated conductors and either jacket: -55 to 200° C.

Nickel-plated conductors and PTFE jacket: -55 to 260° C.

Nickel-plated conductors and and FEP jacket: -55 to 200° C.

See page 28 for component wire dimensions.

Part Numbers:

20 - **MT** - **1932** (**3**) **SXE**

Component wire AWG
Component wire—
MT: Silver-plated copper
MTN: Nickel-plated copper

Jacket material—**STJ**: PTFE tape; **SXE**: extruded FEP

Number of component wires

Component wire stranding (see tables)

Dimensions and Weight—1 Conductor Cables

Component Wire		Shield Diameter	Jacket Diameter	Weight
AWG	Stranding			
20	19/32	.068 (1.73)	.086 (2.18)	10.1 (15.0)
22	19/34	.060 (1.52)	.078 (1.98)	7.37 (11.0)
24	19/36	.054 (1.37)	.072 (1.83)	6.28 (9.34)
26	19/38	.049 (1.24)	.067 (1.70)	5.16 (7.68)
28	7/36	.045 (1.14)	.063 (1.60)	4.20 (6.25)
30	7/38	.042 (1.07)	.060 (1.52)	3.78 (5.62)
32	7/40	.040 (1.02)	.058 (1.47)	3.56 (5.30)
34	7/42	.031 (.79)	.049 (1.24)	3.60 (3.87)
36	7/44	.030 (.76)	.048 (1.22)	2.56 (3.81)

Dimensions and Weight—2 Conductor Cables

Component Wire		Shield Diameter	Jacket Diameter	Weight
AWG	Stranding			
20	19/32	.123 (3.12)	.141 (3.58)	18.4 (27.4)
22	19/34	.107 (2.72)	.125 (3.18)	14.3 (21.3)
24	19/36	.095 (2.41)	.113 (2.87)	11.1 (16.5)
26	19/38	.085 (2.16)	.103 (2.62)	9.34 (13.9)
28	7/36	.077 (1.96)	.095 (2.41)	8.10 (12.1)
30	7/38	.066 (1.68)	.084 (2.13)	5.91 (8.79)
32	7/40	.062 (1.57)	.080 (2.03)	5.15 (7.66)
34	7/42	.056 (1.42)	.074 (1.88)	4.45 (6.62)
36	7/44	.054 (1.37)	.072 (1.83)	4.38 (6.52)

Dimensions and Weight—3 Conductor Cables

Component Wire		Shield Diameter	Jacket Diameter	Weight
AWG	Stranding			
20	19/32	.131 (3.31)	.149 (3.77)	24.7 (36.8)
22	19/34	.113 (2.88)	.131 (3.34)	18.2 (27.1)
24	19/36	.100 (2.55)	.118 (3.01)	14.5 (21.6)
26	19/38	.090 (2.28)	.108 (2.73)	11.7 (17.4)
28	7/36	.081 (2.06)	.099 (2.52)	9.41 (14.0)
30	7/38	.070 (1.77)	.088 (2.23)	7.71 (11.5)
32	7/40	.065 (1.66)	.083 (2.12)	6.33 (9.42)
34	7/42	.059 (1.49)	.077 (1.95)	5.43 (8.08)
36	7/44	.057 (1.44)	.075 (1.90)	5.33 (7.93)

Dimensions and Weight—4 Conductor Cables

Component Wire		Shield Diameter	Jacket Diameter	Weight
AWG	Stranding			
20	19/32	.144 (3.64)	.162 (4.10)	31.0 (46.1)
22	19/34	.124 (3.16)	.142 (3.61)	22.4 (33.3)
24	19/36	.110 (2.79)	.128 (3.25)	17.3 (25.7)
26	19/38	.098 (2.48)	.116 (2.94)	14.2 (21.1)
28	7/36	.088 (2.24)	.106 (2.69)	11.9 (17.7)
30	7/38	.081 (2.05)	.099 (2.51)	9.48 (14.1)
32	7/40	.076 (1.93)	.094 (2.39)	8.50 (12.6)
34	7/42	.064 (1.62)	.082 (2.08)	6.15 (9.15)
36	7/44	.061 (1.56)	.079 (2.02)	6.03 (8.97)

Dimensions in inches (mm). Weights in pounds/1000 feet (Kg/1000 M). • All values nominal unless otherwise indicated. • Dimensions calculated using a circumscribed circle.