



**Southwire**<sup>®</sup>  
WE DELIVER POWER... RESPONSIBLY<sup>\*</sup>

## PRODUCT DATA SHEET

Controlled Document - Engineering Drive

1530 Shields Drive  
Waukegan, IL 60085  
Toll-Free (800) 323-9355  
Fax: (847) 689-1192

# ROYAL<sup>®</sup> EXCELENE<sup>®</sup> WELDING CABLE




### Construction Parameters:




**CONDUCTOR:** 8 AWG - 500 kcmil stranded bare copper (see footnotes)




**INSULATION:** EPDM

**COLORS:** Black (Other colors available upon request)

### PRINT LEGENDS:

† SOUTHWIRE<sup>®</sup> ROYAL<sup>®</sup> EXCELENE<sup>®</sup>    (SIZE) (XXmm<sup>2</sup>) WELDING CABLE 600V -50C TO +105C MADE IN USA

†† SOUTHWIRE<sup>®</sup> ROYAL<sup>®</sup> EXCELENE<sup>®</sup>    (SIZE) (XXmm<sup>2</sup>) WELDING CABLE 600V -50C TO +105C MADE IN USA

††† SOUTHWIRE<sup>®</sup> ROYAL<sup>®</sup> EXCELENE<sup>®</sup>    (SIZE) (XXmm<sup>2</sup>) WELDING CABLE 600V -50C TO +105C MADE IN USA

### PHYSICAL PROPERTIES:

**TEMPERATURE RANGE:** -50°C to 105°C

### ELECTRICAL PROPERTIES:

**VOLTAGE RATING:** 600V rms, Max

### Applications & Features:

- o Secondary voltage resistance welding cable leads
- o Temporary power uses
- o National electrical code Article 630 electric welders

Part Number	AWG	No. Cond.	Stranding	Insulation Wall, Nom.		O.D., Nom.		Net Weight		Nom. DCR Ω/1M'
				Inches	mm	Inches	mm	Lb./kft.	kg/km	
† 10410	8	1	168	0.070	1.78	0.285	7.24	86	128	0.65
†† 10411	6	1	259	0.065	1.65	0.305	7.75	111	165	0.44
†† 10412	4	1	385	0.060	1.52	0.340	8.64	154	229	0.30
†† 10413	2	1	651	0.070	1.78	0.420	10.67	259	385	0.17
†† 10414	1	1	798	0.084	2.13	0.498	12.65	329	490	0.14
†† 10415	1/0	1	1026	0.085	2.16	0.525	13.34	396	589	0.11
†† 10416	2/0	1	1254	0.084	2.13	0.570	14.48	467	695	0.09
†† 10417	3/0	1	1615	0.093	2.36	0.635	16.13	609	906	0.06
†† 10418	4/0	1	2052	0.083	2.11	0.695	17.65	746	1110	0.06
††† F25001	250	1	2451	0.148	3.76	0.875	22.23	110	163	0.04
††† F35003	350	1	3458	0.137	3.48	0.975	24.77	148	221	0.03
††† F50001	500	1	4921	0.160	4.06	1.150	29.21	210	313	0.02

Note: All dimensions & weights are nominal subject to industry standards and tolerances unless otherwise noted.

† SAE J1128 copper

†† SAE J1127 copper

††† UL 1063 copper

This product complies with European Directive 2011/65/EU (RoHS-2)

The customer will accept all factory lengths and +/- 10 percent of total order requested.

control all product data presented is for informational purposes only and does not create a binding obligation or liability on Southwire Company, LLC or confer any rights on any customer. The sale of product(s) is conditioned upon acceptance of a purchase order subject to Southwire Company, LLC standard terms and conditions contained therein, including without limitation Southwire Company, LLC standard warranty. Southwire Company, LLC disclaims all liability in connection with the use of information contained herein or otherwise.

This specification is proprietary intellectual property of Southwire Company, LLC. Any information contained herein shall not be disclosed to any party without written consent of Southwire Company, LLC

Specification Issue Date: October 23, 2015