

| Item # | Description | 1-9 | 10-24 | 25-99 | 100+ |
|--------|-------------|-----|-------|-------|------|
|--------|-------------|-----|-------|-------|------|

Waterproof D-Sub Connectors and Backshells - IEC IP67 Rated

Harsh outdoor or indoor environments can destroy electronic equipment. Standard D-Sub connectors are not intended to withstand contaminants such as water and dust. By utilizing tough ABS housings, rubber gaskets and silicone insulating rings, these products achieve IEC IP67 ratings. Panel mounted D-Sub solder connectors are rear mounted and fit into standard D-Sub holes. Backshells conform to a variety of cable diameters by adjusting the sealing nut. L-com will manufacture cable assemblies using waterproof backshells with modest minimum requirements.

Waterproof D-Sub Panel Mount Solder Connectors

These solder cup connectors are available in male or female genders and DB9, DB15, DB25 and HD15 sizes. They will accommodate wire ranges from 30 - 20 AWG. Construction features gold plated brass contacts, nickel plated steel shells and a silicone insulating ring. Maximum recommended panel thickness is 0.078" (0.2cm).

| | | | | | |
|----------|--|-------|-------|-------|------|
| WPSD9P | Waterproof Panel Mount Solder Cup D-Sub Connector, DB9M | 14.45 | 13.58 | 12.72 | CALL |
| WPSD9S | Waterproof Panel Mount Solder Cup D-Sub Connector, DB9F | 14.45 | 13.58 | 12.72 | CALL |
| WPSD15P | Waterproof Panel Mount Solder Cup D-Sub Connector, DB15M | 16.55 | 15.56 | 14.56 | CALL |
| WPSD15S | Waterproof Panel Mount Solder Cup D-Sub Connector, DB15F | 16.55 | 15.56 | 14.56 | CALL |
| WPSD25P | Waterproof Panel Mount Solder Cup D-Sub Connector, DB25M | 18.65 | 17.53 | 16.41 | CALL |
| WPSD25S | Waterproof Panel Mount Solder Cup D-Sub Connector, DB25F | 18.65 | 17.53 | 16.41 | CALL |
| WPSDH15P | Waterproof Panel Mount Solder Cup D-Sub Connector, HD15M | 16.55 | 15.56 | 14.56 | CALL |
| WPSDH15S | Waterproof Panel Mount Solder Cup D-Sub Connector, HD15F | 16.55 | 15.56 | 14.56 | CALL |

Waterproof D-Sub Connector Covers

L-com's WPSD series of waterproof covers are perfect for protecting D-Subminiature connectors from contamination and moisture. Designed for harsh environments, these protective covers can be used with L-com's WPSD series waterproof D-Sub connectors to ensure IP67 rated protection. Several versions are available for the most common D-Sub connector styles including DB9 (HD15), DB15 and DB25.

| | | | | | |
|-----------|--|------|------|------|------|
| WPSD1-CVR | Waterproof D-Sub Connector Cover, DB9 and HD15 | 7.15 | 6.72 | 6.29 | CALL |
| WPSD2-CVR | Waterproof D-Sub Connector Cover, DB15 | 7.45 | 7.00 | 6.56 | CALL |
| WPSD3-CVR | Waterproof D-Sub Connector Cover, DB25 | 7.70 | 7.24 | 6.78 | CALL |

Waterproof D-Sub Backshell Kits


These backshell kits include solder cup connectors and are also available in male or female genders and DB9, DB15, DB25 and HD15 sizes. The connectors will accommodate wire ranges from 30 - 20 AWG. Backshell construction features ABS housings, nylon seals, nickel plated brass thumbscrews and rubber sealing gaskets to insure IEC IP67 rating. Color: Black.

| | | | | | |
|--------------|---------------------------------------|-------|-------|-------|------|
| WPDB9P-KIT | Waterproof D-Sub Backshell Kit, DB9M | 16.55 | 15.56 | 14.56 | CALL |
| WPDB9S-KIT | Waterproof D-Sub Backshell Kit, DB9F | 16.55 | 15.56 | 14.56 | CALL |
| WPDB15P-KIT | Waterproof D-Sub Backshell Kit, DB15M | 18.65 | 17.53 | 16.41 | CALL |
| WPDB15S-KIT | Waterproof D-Sub Backshell Kit, DB15F | 18.65 | 17.53 | 16.41 | CALL |
| WPDB25P-KIT | Waterproof D-Sub Backshell Kit, DB25M | 21.80 | 20.49 | 19.18 | CALL |
| WPDB25S-KIT | Waterproof D-Sub Backshell Kit, DB25F | 21.80 | 20.49 | 19.18 | CALL |
| WPHDB15P-KIT | Waterproof D-Sub Backshell Kit, HD15M | 14.45 | 13.29 | 12.14 | CALL |
| WPHDB15S-KIT | Waterproof D-Sub Backshell Kit, HD15F | 14.45 | 13.29 | 12.14 | CALL |

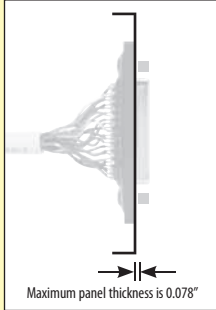


How to apply panel mount waterproof D-Sub products

STEP 1




Mount D-Sub connector from inside of panel or enclosure using hex jack screws provided.




Maximum panel thickness is 0.078"

STEP 2



Apply sealing gasket (supplied with backshell kit) in backshell channel around perimeter of D-Sub connector.

STEP 3



Mate connectors and secure backshell thumbscrews to threaded jack screws.



Waterproof IP67 rating is achieved by gaskets / seals in backshell and silicone seal ring in connector.