

Shallow Depth Rackshelf

Designed to mount smaller components, wireless units and other non-rackmount equipment. Includes hook-and-loop strips for component mounting.


- Features an enhanced ventilation pattern
- Constructed from 16-gauge steel
- Finished in a durable black powder coat

Part #	Racking Height	Depth	Weight Capacity
UTR1	1-3/4" (1 space)	10"	25 lbs.

*Master Pack Quantity Discount Available - please call

EIA/TIA Compliant

Spec. #
96-047
for full
product
info.



UTR1


Ready-to-Assemble Rackshelves

Vented KD Series rackshelves ship ready-to-assemble to minimize freight costs & save storage space. Ear heights range from 2 to 10 spaces & are sold in pairs. All assembly hardware included.

Ear Part #	Racking Height	Depth	Weight Capacity	Bottom Part #	Useable Shelf Area
KDE2	3-1/2" (2 space)	15-1/2"	50 lbs.	KDB	17-3/8"w x 15-1/8"d
KDE2S	3-1/2" (2 space)	11-1/2"	50 lbs.	KDB-14*	17-3/8"w x 13-5/8"d
KDE3	5-1/4" (3 space)	15-1/2"	70 lbs.	KDB-17.5	17-3/8"w x 17.1/8"d
KDE3S	5-1/4" (3 space)	11-1/2"	70 lbs.	KDB-20.5	17-3/8"w x 20.1/8"d
KDE4	7" (4 space)	15-1/2"	85 lbs.	*fits our DWR Series (use w/ 11-1/2" ears)	
KDE4S	7" (4 space)	11-1/2"	85 lbs.		
KDE5	8-3/4" (5 space)	15-1/2"	100 lbs.	PD-815SC-PBSH rear mount power option available	
KDE6	10-1/2" (6 space)	15-1/2"	100 lbs.		
KDE10	17-1/2" (10 space)	15-1/2"	100 lbs.		

c UL US LISTED

includes brackets to prevent components from sliding backwards



KDB bottom

KDE3 pair of ears

Wide Unit Shelf System


Accommodating components too wide to fit the 17-3/8" inside width of standard rackshelves, these shelf systems fit units up to 22-1/2" wide, and either bolt into millwork or to the mounting angle of standard rackrail. Measuring 5-1/4" high, this shelf saves room by requiring no rackspaces. The WUSS system comes complete with a pair of ears, a bottom, and appropriate assembly hardware. NOTE: This rackshelf works with all Middle Atlantic Products enclosures with the exception of enclosures that use 'Z-Rail.'

Part #	Useable Shelf Area	Weight Capacity
WUSS11.5	17-3/8" (min.) to 22-5/8"w x 11-3/8"d	50 lbs.
WUSS14*	17-3/8" (min.) to 22-5/8"w x 13-7/8"d	50 lbs.
WUSS15.5	17-3/8" (min.) to 22-5/8"w x 15-3/8"d	50 lbs.
WUSS17.5	17-3/8" (min.) to 22-5/8"w x 17-3/8"d	50 lbs.
WUSS20.5	17-3/8" (min.) to 22-5/8"w x 20-3/8"d	50 lbs.

*Available in 14" depth - fits DWR Series and other shallow racks!

c UL US LISTED

WUSS



adjustable width
17-9/16" to 22-5/8"

SH Series Zero Space Rackshelves


These 4 point mount shelves have been purpose designed to fit in Slim 5, AXS, SRSR and WR equipment racks, and feature full-depth front and rear rackmounting to provide a sturdy shelf for non-rackmount components. The models designated for the Slim 5, AXS and SRSR mount to the sides of the rackrail, while the SH-WR features an enhanced, patent pending design that mounts to the threaded rail - while still utilizing zero rackspaces! Two handy "L" brackets are included to help position equipment. Constructed from 16-gauge steel, includes mounting hardware and finished in a durable black powder coat.

Part #	Useable Shelf Area	Weight Capacity	Fits
SH-5A*	18-1/2"w x 18-9/16"d	250 lbs.	20" depth AXS & Slim 5 racks
SH-5A-26*	18-1/2"w x 24-9/16"d	250 lbs.	26" depth AXS & Slim 5 racks
SH-SRSR**	18-7/16"w x 15-1/2"d	200 lbs.	SRSR racks
SH-WR	18-3/4"w x 22-3/4"d	250 lbs.	WR-xx-32 racks
SH-WR-34	18-3/4"w x 32-3/4"d	250 lbs.	WR-xx-42 racks

*SH-5A, SH-5A-26 does not mount in the top or bottom 2 rackspaces, or where rackrail brackets are located.
**SH-SRSR does not mount in the bottom 5 rackspaces, or where rackrail brackets are located.

RoHS

Spec. #
96-969
for full
product
info.



SH-WR,
SH-WR-34

SH-5A, SH-5A-26,
SH-SRSR

attaches to side of rackrail behind front rail face

