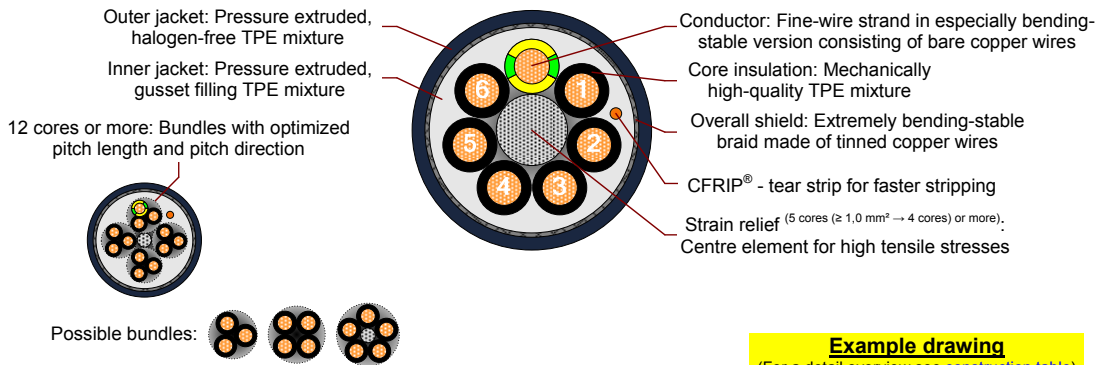


TPE - e-chain[®] - control cable for maximum load requirements (class 7.6.4): shielded, oil- and biooil-resistant, PVC- and halogen-free, hydrolysis- and microbe-resistant as well as UV-resistant.



Core design:

- Conductor:** Fine-wire strand in especially bending-stable version consisting of bare copper wires (following DIN EN 60228).
- Core insulation:** Mechanically high-quality TPE mixture.
- Core identification:**
- ≤ 0,5 mm²: Colour code in accordance with DIN 47100. (see [colour code table](#))
 - ≥ 0,75 mm²: Black cores with white numerals & one core greenyellow*.
* 3 cores and more.
- CF10.03.05.INI: brown, blue, black, white & greenyellow

Shield design:

- Material:** Extremely bending-stable braid made of tinned copper wires.
- Shield coverage:** **Linear:** approx. 70% **Optical:** approx. 90%

Jacket design:

- Inner jacket:** TPE mixture adapted to suit the requirements in e-chains[®].
- Outer jacket:** Low-adhesion mixture on the basis of TPE, especially abrasion-stable and highly bending-stable, adapted to suit the requirements in e-chains[®].
- oil-resistant (following DIN EN 60811-2-1)
 - biooil-resistant (following VDMA 24568 (tested by DEA with Plantocut 8 S-MB))
 - PVC- and halogen-free (following DIN EN 50267-2-1)
 - hydrolysis-resistant (following DIN VDE 0282 Part 10 - A)
 - microbe-resistant (following DIN EN 50396)
 - silicon-free (following PV 3.10.7 - status 1992)
 - lead-free (following 2011/65/EU (RoHS-II))
 - clean room ISO class 1 (following DIN ISO 14644-1 tested by IPA)
 - UV-resistance: High

Colour outer jacket: Steel blue (similar to RAL 5011)

Cable marking (White): „00000 m^{***} igus chainflex CF10.--[⊙] -----[⊙] 300/500V CE RoHS-II conform www.igus.de +++ chainflex cable works +++

**** Length printing:** Not calibrated. Only intended as an orientation aid.
[⊙] / [⊙]: Cable identification according to part no. (see [technical table](#) for details).
 Ex.: CF10.01.12: ⇒ ...igus chainflex CF10.01.12 (12x0,14)C 300/500V...

General mechanical values:

(for individual details see [technical table](#))

Guaranteed lifetime for this series according to the "chainflex [®] guarantee club" conditions (see chainflex [®] catalogue and www.igus.eu/chainflex-guarantee)				
Double strokes*		5 million	7,5 million	10 million
Temperature (from/to) [°C]	Travel distance (TD)	Min. bending radius for e-chain [®] use [Factor multiplied by outer diameter (d)] (Ex.: CF10.01.12 at 20°C: 5,0 x 8,0 mm → Min. bending radius 40,0 mm)		
-35 / -25	> 400 m	6,8	7,5	8,5
-25 / +90		5,0	6,0	7,0
+90 / +100		6,8	7,5	8,5

*: Minimum guarantee lifetime of the cable under the specified conditions.
 The installation of the cable is recommended within the middle temperature range.

Temperature range	-40 °C ←	-35 °C ←	-25 °C ↔ +90 °C	→ +100 °C
Min. bending radius for fixed installation	6,8 x d	5,0 x d	4,0 x d	5,0 x d
Torsion (at 1 m cable length)	---	±0 °	±30 °	±0 °

Subject to misprints and errors. Technical modifications are possible at any time.
 Maybe older batches do not have all or other features.

Please refer regarding the availability of the items especially the information in the latest chainflex[®] catalogue.

Date	Author
16 Jul. 2014	D. Borsberg

TPE - e-chain[®] - control cable for maximum load requirements (class 7.6.4): shielded, oil- and biooil-resistant, PVC- and halogen-free, hydrolysis- and microbe-resistant as well as UV-resistant.

Technical tables:

Mechanical values:

① Part no.	② Number of cores & nominal cross section [mm ²] ^{****}	External diameter (d) ^{*****} [max. mm]	Copper index [kg / km]	Weight [kg / km]
CF10.01.12	(12x0,14)C	8,0	40	82
CF10.01.18	(18x0,14)C	9,5	68	127
CF10.02.04	(4x0,25)C	6,5	26	52
CF10.02.08	(8x0,25)C	8,0	42	81
CF10.02.12	(12x0,25)C	9,5	70	127
CF10.02.24	(24x0,25)C	13,0	120	222
CF10.02.25	(25x0,25)C	12,5	119	225
CF10.03.05.INI	(5x0,34)C	7,0	36	65
CF10.05.04	(4x0,5)C	7,0	39	69
CF10.05.05	(5x0,5)C	7,5	46	79
CF10.05.07	(7x0,5)C	8,5	60	103
CF10.05.12	(12x0,5)C	12,0	113	199
CF10.05.18	(18x0,5)C	13,5	153	263
CF10.05.25	(25x0,5)C	15,0	198	335
CF10.07.04	(4G0,75)C	7,5	51	87
CF10.07.05	(5G0,75)C	8,0	61	99
CF10.07.07	(7G0,75)C	9,5	94	145
CF10.07.12	(12G0,75)C	12,5	146	246
CF10.07.20	(20G0,75)C	15,0	226	368
CF10.07.24	(24G0,75)C	16,0	262	423
CF10.07.25	(25G0,75)C	16,5	270	450
CF10.10.02	(2x1,0)C	7,5	39	72
CF10.10.03	(3G1,0)C	7,5	51	83
CF10.10.04	(4G1,0)C	8,0	64	103
CF10.10.05	(5G1,0)C	8,5	74	120
CF10.10.07	(7G1,0)C	10,0	116	179
CF10.10.12	(12G1,0)C	13,5	186	302
CF10.10.18	(18G1,0)C	16,0	262	415
CF10.10.24	(24G1,0)C	18,5	336	539
CF10.10.25	(25G1,0)C	18,0	344	550
CF10.15.04	(4G1,5)C	9,0	99	145
CF10.15.05	(5G1,5)C	10,0	119	176
CF10.15.07	(7G1,5)C	11,5	159	235
CF10.15.12	(12G1,5)C	15,5	259	391
CF10.15.18	(18G1,5)C	20,0	398	624
CF10.25.04	(4G2,5)C	11,5	149	224
CF10.25.07	(7G2,5)C	13,5	244	364
CF10.25.12	(12G2,5)C	19,0	411	653
CF10.40.04	(4G4,0)C	12,5	222	317
CF10.40.05	(5G4,0)C	13,5	271	386

**** G ⇒ Cable contains a greenyellow core.

***** External diameters are maximum values and may tend toward lower tolerance limits.

TPE - e-chain[®] - control cable for maximum load requirements (class 7.6.4): shielded, oil- and biooil-resistant, PVC- and halogen-free, hydrolysis- and microbe-resistant as well as UV-resistant.

Electrical values:

Nominal cross section [mm ²] (following)	Conductor resistance [approx. Ω / km] at 20 °C DIN IEC 60344	Max. current rating [A] at 30 °C [♦] DIN VDE 0298-4
0,14	138	2,5
0,25	79	5
0,34	57	7
0,5	39	10
0,75	26	14
1,0	19,5	17
1,5	13,3	21
2,5	8	30
4,0	4,45	41

[♦] The max. current rating depends on factors such as the individual environmental conditions and the type of installation.






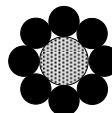


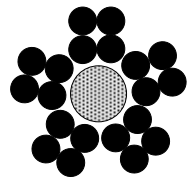
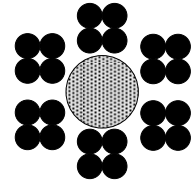

DIN 47100 colour code:

No.	Colour	No.	Colour	No.	Colour
01	white	22	brownblue	43	blueblack
02	brown	23	whitered	44	redblack
03	green	24	brownred	45	whitebrownblack
04	yellow	25	whiteblack	46	yellowgreenblack
05	grey	26	brownblack	47	greypinkblack
06	pink	27	greygreen	48	redblueblack
07	blue	28	yellowgrey	49	whitegreenblack
08	red	29	pinkgreen	50	browngreenblack
09	black	30	yellowpink	51	whiteyellowblack
10	violet	31	greenblue	52	yellowbrownblack
11	greypink	32	yellowblue	53	whitegreyblack
12	redblue	33	greenred	54	greypinkblack
13	whitegreen	34	yellowred	55	whitepinkblack
14	browngreen	35	greenblack	56	pinkbrownblack
15	whiteyellow	36	yellowblack	57	whiteblueblack
16	yellowbrown	37	greyblue	58	brownblueblack
17	whitegrey	38	pinkblue	59	whiteredblack
18	greypink	39	greyred	60	brownredblack
19	whitepink	40	pinkred	61	blackwhite
20	pinkbrown	41	greyblack		
21	whiteblue	42	pinkblack		



TPE - e-chain[®] - control cable for maximum load requirements (class 7.6.4): shielded, oil- and biooil-resistant, PVC- and halogen-free, hydrolysis- and microbe-resistant as well as UV-resistant.

Construction table:

Part no.	Core stranding	Part no.	Core stranding
No. of cores		No. of cores	
CF10.XX.02		CF10.XX.03	
2		3	
CF10.XX.04		CF10.XX.05 / .INI	
4		5	
CF10.XX.07		CF10.XX.08	
7		8	
CF10.XX.12		CF10.XX.18	
4x3		6x3	
CF10.XX.20		CF10.XX.24	
5x4		6x4	
CF10.XX.25			
5x5			